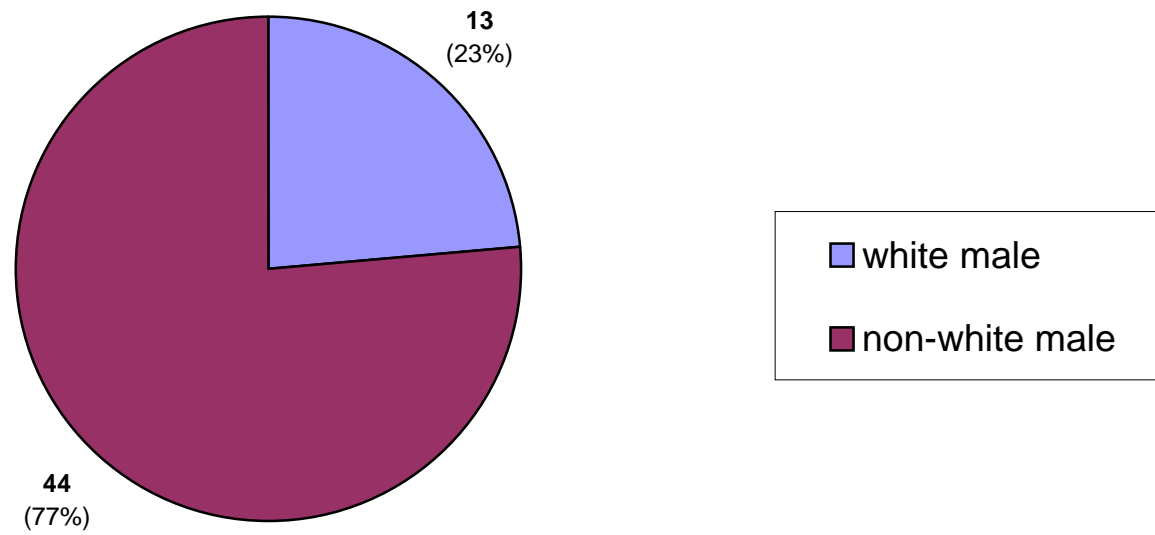
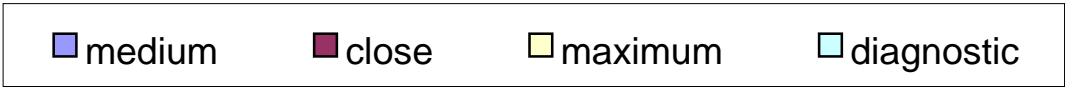
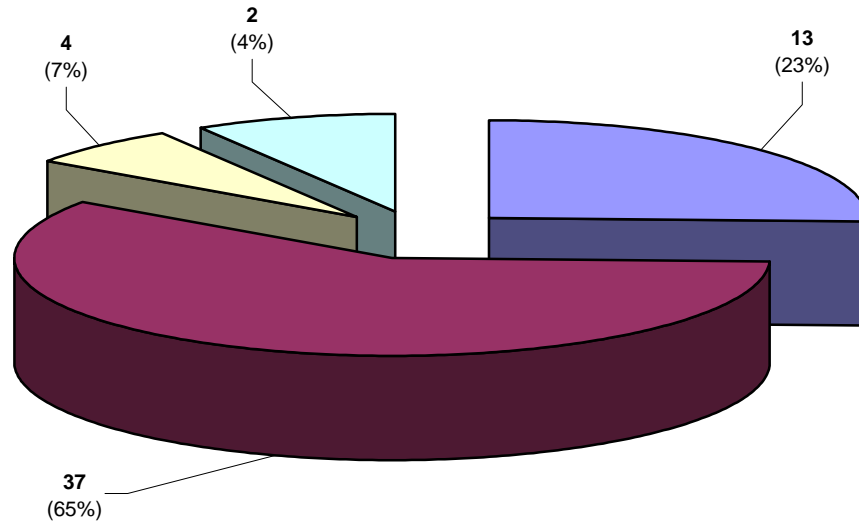


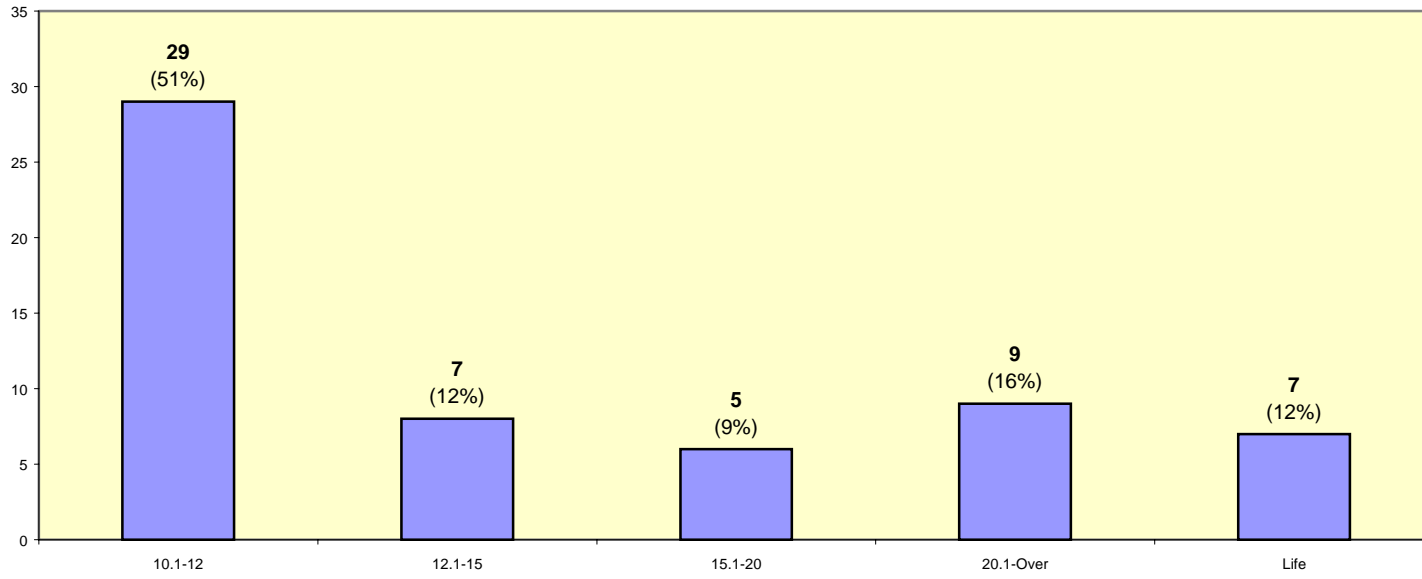
ACTIVE JUVENILES IN ADULT PRISONS BY RACE AND GENDER



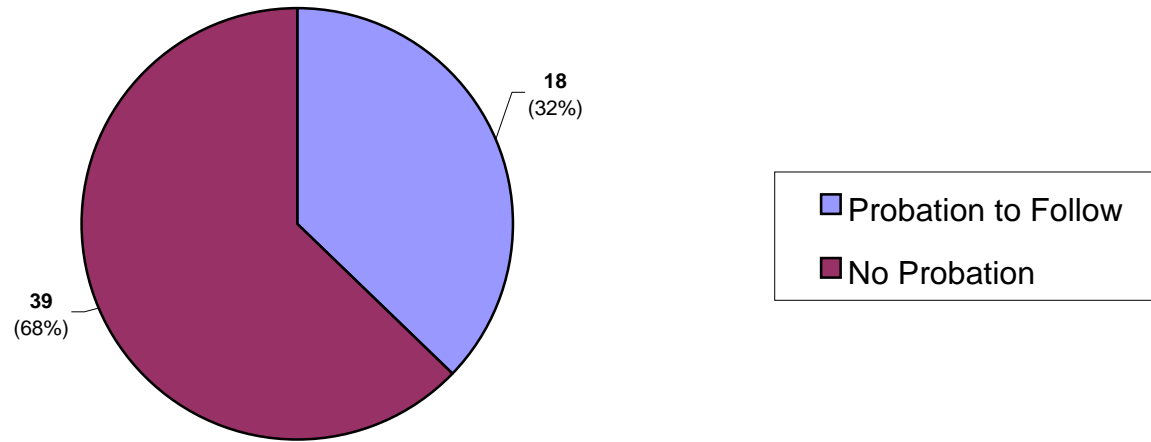
Active Juveniles in Adult Prisons by Security Status



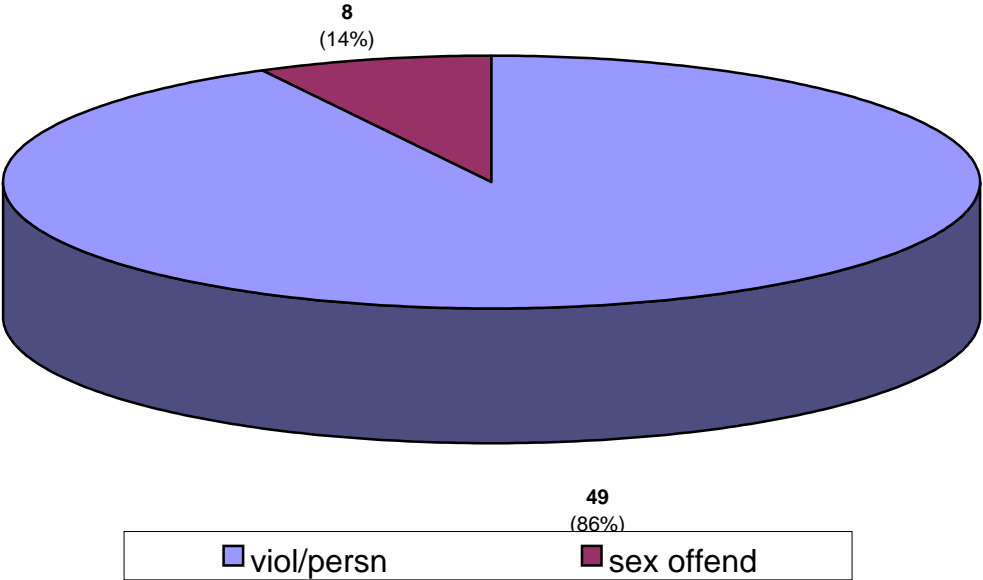
ACTIVE JUVENILES IN ADULT PRISONS BY SENTENCE LENGTH



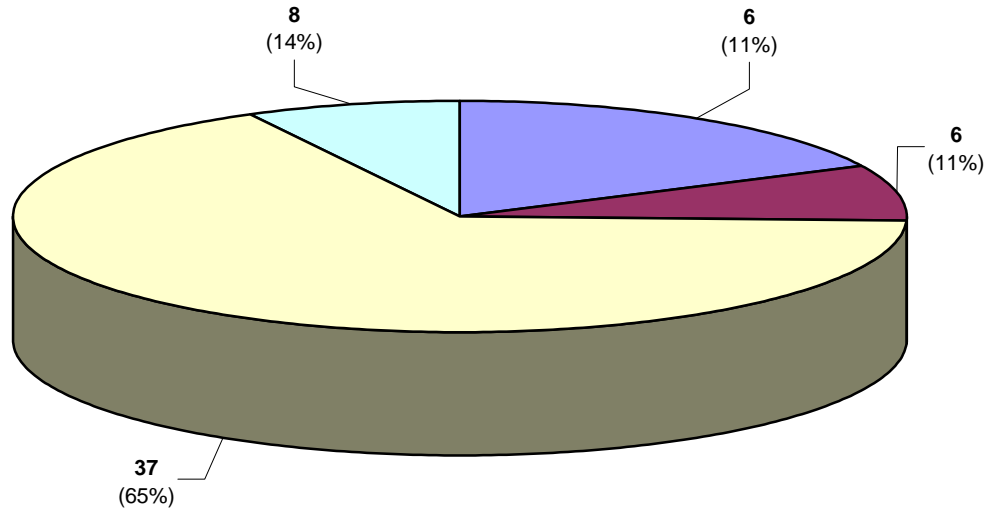
Active Juveniles in Adult Prison With Probation to Follow Prison



Active Juveniles in Adult Prison By Crime Type



Active Juveniles in Adult Prisons by Crime Group



■ homicide ■ bodily injury &rel off ■ robbery ■ sexual offense

Inmate statistical profile
TABLE OF CONTENTS FOR ACTIVE JUVENILE PRISONERS EXCLUDING JAILS

Title	PAGE
-----	----
RACE AND SEX.....	2
Culture Fair IQ Scores.....	3
Self-Rpt Socioeconomic Class.....	4
Self-Rpt Environment To Age 16.....	5
Self-Rpt Education Level.....	6
Functional Reading Level (WRAT Scores)..	7
Functional Math Level (WRAT Scores).....	8
Functional Spelling Level (WRAT Scores)..	9
Self-Rpt Guardian Status To Age 16.....	10
Self-Rpt Employment Status Before Prison	11
Self-Rpt Marital Status At Admission....	12
Self-Rpt Number Of Children At Admission	13
Self-Rpt Religious Affiliation.....	14
Self-Rpt Family Behavior Patterns *.....	15
Inmate Diagnostic Behavior Problem *.....	16
Physical Profile (General Condition)....	17
Security Status.....	18
Number Of Sentences.....	19
Number Of Disciplinarys.....	20
Number Of Escapes.....	21
Number Of Prior Georgia Incarcerations *	22
Number Of Transfers.....	23
County Of Conviction.....	24
Circ Of Conviction.....	25
Home County.....	26
Prison Sentence In Years.....	27
Probation To Follow Prison.....	28
Admission Type.....	29
Release Type.....	30
Inst By Group.....	31
Institution.....	32
Misdemeanors And Felonies.....	33
Crimes By Group.....	34
Most Serious Offense.....	35
Most Serious Crime Type.....	36

Georgia Department of Corrections

Page 3 Run 11/20/01

Office of Planning and Analysis

Inmate statistical profile

Sample: ACTIVE JUVENILE PRISONERS EXCLUDING JAILS
Active inmates 11/20/2001

Requestor: Statistics

Culture Fair IQ Scores by current age & sex

IQ Score	M E N						W O M E N						Grand Total %							
	Age 13-14	Age % 15-15	Age % 16-16	Age % 17-17	Men % Total	Men %	Age 13-14	Age % 15-15	Age % 16-16	Age % 17-17	Women % Total	Women %								
LESS THAN 70	0	0	0	0	1	3	1	2	0	0	0	0	0	0	0	0	1	2		
70 AND UP	0	0	0	0	16	100	37	97	53	98	0	0	0	0	0	0	0	0	53	98
Total reported	0	0	0	0	16	100	38	100	54	100	0	0	0	0	0	0	0	0	54	100
Percent reported		.0		.0	100.0		97.4		94.7		.0		.0		.0		.0		94.7	
NOT REPORTED	0		2		0		1		3		0		0		0				3	
Total	0		2		16		39		57		0		0		0				57	
AVERAGE IQ	.00		.00		92.06		93.71		93.22		.00		.00		.00		.00		93.22	

Georgia Department of Corrections

Page 5 Run 11/20/01

Office of Planning and Analysis

Inmate statistical profile

Sample: ACTIVE JUVENILE PRISONERS EXCLUDING JAILS
Active inmates 11/20/2001

Requestor: Statistics

Self-Rpt Environment To Age 16 by current age & sex

Environment	M E N						W O M E N						Grand Total %
	Age 13-14 %	Age 15-15 %	Age 16-16 %	Age 17-17 %	Men Total %	Age 13-14 %	Age 15-15 %	Age 16-16 %	Age 17-17 %	Women Total %			
RURAL/FARM	0 0	0 0	1 7	0 0	1 2	0 0	0 0	0 0	0 0	0 0	1 2		
RURAL/NFARM	0 0	0 0	0 0	2 5	2 4	0 0	0 0	0 0	0 0	0 0	2 4		
S.M.S.A	0 0	1 50	4 27	16 41	21 38	0 0	0 0	0 0	0 0	0 0	21 38		
URBAN	0 0	0 0	4 27	8 21	12 21	0 0	0 0	0 0	0 0	0 0	12 21		
SMALL TOWN	0 0	1 50	6 40	13 33	20 36	0 0	0 0	0 0	0 0	0 0	20 36		
OTHER	0 0	0 0	0 0	0 0	0 0	0 0	0 0	0 0	0 0	0 0	0 0		
Total reported	0 0	2 100	15 100	39 100	56 100	0 0	0 0	0 0	0 0	0 0	56 100		
Percent reported	.0	100.0	93.8	100.0	98.2	.0	.0	.0	.0	.0	98.2		
NOT RPTD	0	0	1	0	1	0	0	0	0	0	1		
Total	0	2	16	39	57	0	0	0	0	0	57		

Inmate statistical profile

Sample: ACTIVE JUVENILE PRISONERS EXCLUDING JAILS
Active inmates 11/20/2001

Requestor: Statistics

Self-Rpt Education Level by current age & sex

Education Level	M E N						W O M E N						Grand Total %
	Age 13-14 %	Age 15-15 %	Age 16-16 %	Age 17-17 %	Men Total %	Age 13-14 %	Age 15-15 %	Age 16-16 %	Age 17-17 %	Women Total %			
LESS THAN GRADE 7	0 0	0 0	0 0	1 3	1 2	0 0	0 0	0 0	0 0	0 0	1 2		
GRADE 7	0 0	1 50	2 15	0 0	3 6	0 0	0 0	0 0	0 0	0 0	3 6		
GRADE 8	0 0	1 50	3 23	14 36	18 33	0 0	0 0	0 0	0 0	0 0	18 33		
GRADE 9	0 0	0 0	5 38	16 41	21 39	0 0	0 0	0 0	0 0	0 0	21 39		
GRADE 10	0 0	0 0	2 15	8 21	10 19	0 0	0 0	0 0	0 0	0 0	10 19		
GRADE 11	0 0	0 0	0 0	0 0	0 0	0 0	0 0	0 0	0 0	0 0	0 0		
GRADE 12	0 0	0 0	1 8	0 0	1 2	0 0	0 0	0 0	0 0	0 0	1 2		
MORE THAN GRADE 12	0 0	0 0	0 0	0 0	0 0	0 0	0 0	0 0	0 0	0 0	0 0		
Total reported	0 0	2 100	13 100	39 100	54 100	0 0	0 0	0 0	0 0	0 0	54 100		
Percent reported	.0	100.0	81.3	100.0	94.7	.0	.0	.0	.0	.0	94.7		
NOT REPORTED	0	0	3	0	3	0	0	0	0	0	3		
Total	0	2	16	39	57	0	0	0	0	0	57		
AVG EDUCATION LEVEL	.00	7.50	8.85	8.77	8.74	.00	.00	.00	.00	.00	8.74		

* NOTE: THE FIELD LABELED "LESS THAN GRADE 7" WAS CORRECTED IN MARCH 1989: MISSING DATA FOR INMATES STILL IN DIAGNOSTICS NOW HAS BEEN REMOVED FROM THIS FIELD AND IDENTIFIED AS "NOT REPORTED" INFORMATION.

Georgia Department of Corrections

Page 7 Run 11/20/01

Office of Planning and Analysis

Inmate statistical profile

Sample: ACTIVE JUVENILE PRISONERS EXCLUDING JAILS
Active inmates 11/20/2001

Requestor: Statistics

Functional Reading Level (WRAT Scores) by current age & sex

WRAT Reading Score	M E N						W O M E N						Grand Total %							
	Age 13-14 %	Age 15-15 %	Age 16-16 %	Age 17-17 %	Men %	Total %	Age 13-14 %	Age 15-15 %	Age 16-16 %	Age 17-17 %	Women %	Total %								
LESS THAN GRADE 6	0	0	0	0	7	44	19	50	26	48	0	0	0	0	0	0	0	0	26	48
6TH THRU 8TH GRADE	0	0	0	0	6	38	3	8	9	17	0	0	0	0	0	0	0	0	9	17
GRADE 9	0	0	0	0	1	6	1	3	2	4	0	0	0	0	0	0	0	0	2	4
GRADE 10	0	0	0	0	0	0	1	3	1	2	0	0	0	0	0	0	0	0	1	2
GRADE 11	0	0	0	0	1	6	1	3	2	4	0	0	0	0	0	0	0	0	2	4
GRADE 12	0	0	0	0	1	6	13	34	14	26	0	0	0	0	0	0	0	0	14	26
MORE THAN GRADE 12	0	0	0	0	0	0	0	0	0	0	0	0	0	0	0	0	0	0	0	0
Total reported	0	0	0	0	16	100	38	100	54	100	0	0	0	0	0	0	0	0	54	100
Percent reported		.0		.0	100.0		97.4		94.7		.0		.0		.0		.0		94.7	
NOT REPORTED	0		2		0		1		3		0		0		0		0		3	
Total	0		2		16		39		57		0		0		0		0		57	
AVG READING SCORE	.00		.00		6.26		7.93		7.44		.00		.00		.00		.00		7.44	

Georgia Department of Corrections

Inmate statistical profile

Sample: ACTIVE JUVENILE PRISONERS EXCLUDING JAILS
Active inmates 11/20/2001

Requestor: Statistics

Functional Math Level (WRAT Scores) by current age & sex

WRAT Math Score	M E N						W O M E N						Grand Total %							
	Age 13-14 %	Age 15-15 %	Age 16-16 %	Age 17-17 %	Men %	Total %	Age 13-14 %	Age 15-15 %	Age 16-16 %	Age 17-17 %	Women %	Total %								
LESS THAN GRADE 6	0	0	0	0	6	38	13	34	19	35	0	0	0	0	0	0	0	0	19	35
6TH THRU 8TH GRADE	0	0	0	0	6	38	18	47	24	44	0	0	0	0	0	0	0	0	24	44
GRADE 9	0	0	0	0	4	25	3	8	7	13	0	0	0	0	0	0	0	0	7	13
GRADE 10	0	0	0	0	0	0	1	3	1	2	0	0	0	0	0	0	0	0	1	2
GRADE 11	0	0	0	0	0	0	0	0	0	0	0	0	0	0	0	0	0	0	0	0
GRADE 12	0	0	0	0	0	0	3	8	3	6	0	0	0	0	0	0	0	0	3	6
MORE THAN GRADE 12	0	0	0	0	0	0	0	0	0	0	0	0	0	0	0	0	0	0	0	0
Total reported	0	0	0	0	16	100	38	100	54	100	0	0	0	0	0	0	0	0	54	100
Percent reported		.0		.0	100.0		97.4		94.7		.0		.0		.0		.0		94.7	
NOT REPORTED	0		2		0		1		3		0		0		0		0		3	
Total	0		2		16		39		57		0		0		0		0		57	
AVG MATH SCORE	.00		.00		6.48		6.99		6.84		.00		.00		.00		.00		6.84	

Georgia Department of Corrections

Page 9 Run 11/20/01

Office of Planning and Analysis

Inmate statistical profile

Sample: ACTIVE JUVENILE PRISONERS EXCLUDING JAILS
Active inmates 11/20/2001

Requestor: Statistics

Functional Spelling Level (WRAT Scores) by current age & sex

WRAT Spelling Score	M E N						W O M E N						Grand Total %					
	Age 13-14	%	Age 15-15	%	Age 16-16	%	Age 17-17	%	Age 13-14	%	Age 15-15	%			Age 16-16	%	Age 17-17	%
LESS THAN GRADE 6	0	0	0	0	7	44	20	53	27	50	0	0	0	0	0	0	27	50
6TH THRU 8TH GRADE	0	0	0	0	7	44	10	26	17	31	0	0	0	0	0	0	17	31
GRADE 9	0	0	0	0	2	13	2	5	4	7	0	0	0	0	0	0	4	7
GRADE 10	0	0	0	0	0	0	2	5	2	4	0	0	0	0	0	0	2	4
GRADE 11	0	0	0	0	0	0	1	3	1	2	0	0	0	0	0	0	1	2
GRADE 12	0	0	0	0	0	0	3	8	3	6	0	0	0	0	0	0	3	6
MORE THAN GRADE 12	0	0	0	0	0	0	0	0	0	0	0	0	0	0	0	0	0	0
Total reported	0	0	0	0	16	100	38	100	54	100	0	0	0	0	0	0	54	100
Percent reported		.0		.0	100.0		97.4		94.7		.0		.0		.0		.0	94.7
NOT REPORTED	0		2		0		1		3		0		0		0		0	3
Total	0		2		16		39		57		0		0		0		0	57
AVG SPELLING SCORE	.00		.00		5.66		6.34		6.14		.00		.00		.00		.00	6.14

Georgia Department of Corrections

Page 11 Run 11/20/01

Office of Planning and Analysis

Inmate statistical profile

Sample: ACTIVE JUVENILE PRISONERS EXCLUDING JAILS
Active inmates 11/20/2001

Requestor: Statistics

Self-Rpt Employment Status Before Prison by current age & sex

Employment	M E N						W O M E N						Grand									
	Age 13-14	%	Age 15-15	%	Age 16-16	%	Age 17-17	%	Men Total	%	Age 13-14	%	Age 15-15	%	Age 16-16	%	Age 17-17	%	Women Total	%	Grand Total	%
FULL TIME	0	0	0	0	1	7	2	5	3	5	0	0	0	0	0	0	0	0	0	0	3	5
PART TIME	0	0	0	0	0	0	6	15	6	11	0	0	0	0	0	0	0	0	0	0	6	11
UNEMPL < 6M	0	0	0	0	0	0	0	0	0	0	0	0	0	0	0	0	0	0	0	0	0	0
UNEMPL > 6M	0	0	0	0	0	0	0	0	0	0	0	0	0	0	0	0	0	0	0	0	0	0
NEVER WORKD	0	0	0	0	8	53	26	67	34	61	0	0	0	0	0	0	0	0	0	0	34	61
STUDENT	0	0	2	100	6	40	5	13	13	23	0	0	0	0	0	0	0	0	0	0	13	23
INCAPABLE	0	0	0	0	0	0	0	0	0	0	0	0	0	0	0	0	0	0	0	0	0	0
OTHER	0	0	0	0	0	0	0	0	0	0	0	0	0	0	0	0	0	0	0	0	0	0
Total reported	0	0	2	100	15	100	39	100	56	100	0	0	0	0	0	0	0	0	0	0	56	100
Percent reported			.0	100.0		93.8		100.0		98.2		.0		.0		.0		.0		.0		98.2
NOT RPTD	0		0		1		0		1		0		0		0		0		0		1	
Total	0		2		16		39		57		0		0		0		0		0		57	

* NOTE: THE FIELD LABELD "OTHER" WAS CORRECTED IN APRIL 1989; INMATES CODED "PRE-OTIS NOT REPORTED" NOW HAVE BEEN REMOVED FROM THIS FIELD AND IDENTIFIED AS "NOT REPORTED".

Inmate statistical profile

Sample: ACTIVE JUVENILE PRISONERS EXCLUDING JAILS
Active inmates 11/20/2001

Requestor: Statistics

Self-Rpt Marital Status At Admission by current age & sex

Marital Status	M E N						W O M E N						Grand Total %
	Age 13-14 %	Age 15-15 %	Age 16-16 %	Age 17-17 %	Men Total %	Age 13-14 %	Age 15-15 %	Age 16-16 %	Age 17-17 %	Women Total %			
SINGLE	0 0	2 100	13 100	38 100	53 100	0 0	0 0	0 0	0 0	0 0	53 100		
MARRIED	0 0	0 0	0 0	0 0	0 0	0 0	0 0	0 0	0 0	0 0	0 0		
SEPARATED	0 0	0 0	0 0	0 0	0 0	0 0	0 0	0 0	0 0	0 0	0 0		
DIVORCED	0 0	0 0	0 0	0 0	0 0	0 0	0 0	0 0	0 0	0 0	0 0		
WIDOWED	0 0	0 0	0 0	0 0	0 0	0 0	0 0	0 0	0 0	0 0	0 0		
COMMON LAW	0 0	0 0	0 0	0 0	0 0	0 0	0 0	0 0	0 0	0 0	0 0		
OTHER	0 0	0 0	0 0	0 0	0 0	0 0	0 0	0 0	0 0	0 0	0 0		
Total reported	0 0	2 100	13 100	38 100	53 100	0 0	0 0	0 0	0 0	0 0	53 100		
Percent reported	.0	100.0	81.3	97.4	93.0	.0	.0	.0	.0	.0	93.0		
NOT RPTD	0	0	3	1	4	0	0	0	0	0	4		
Total	0	2	16	39	57	0	0	0	0	0	57		

Inmate statistical profile

Sample: ACTIVE JUVENILE PRISONERS EXCLUDING JAILS
Active inmates 11/20/2001

Requestor: Statistics

Self-Rpt Number Of Children At Admission by current age & sex

Number Of Children	M E N						W O M E N						Grand Total %
	Age 13-14 %	Age 15-15 %	Age 16-16 %	Age 17-17 %	Men Total %	Age 13-14 %	Age 15-15 %	Age 16-16 %	Age 17-17 %	Women Total %			
NO CHILDREN	0 0	0 0	0 0	0 0	0 0	0 0	0 0	0 0	0 0	0 0	0 0	0 0	0 0
ONE CHILD	0 0	0 0	1 100	1 100	2 100	0 0	0 0	0 0	0 0	0 0	0 0	0 0	2 100
TWO CHILDREN	0 0	0 0	0 0	0 0	0 0	0 0	0 0	0 0	0 0	0 0	0 0	0 0	0 0
THREE CHILDREN	0 0	0 0	0 0	0 0	0 0	0 0	0 0	0 0	0 0	0 0	0 0	0 0	0 0
FOUR CHILDREN	0 0	0 0	0 0	0 0	0 0	0 0	0 0	0 0	0 0	0 0	0 0	0 0	0 0
FIVE CHILDREN	0 0	0 0	0 0	0 0	0 0	0 0	0 0	0 0	0 0	0 0	0 0	0 0	0 0
MORE THAN 5 CHILDREN	0 0	0 0	0 0	0 0	0 0	0 0	0 0	0 0	0 0	0 0	0 0	0 0	0 0
Total reported	0 0	0 0	1 100	1 100	2 100	0 0	0 0	0 0	0 0	0 0	0 0	0 0	2 100
Percent reported	.0	.0	6.3	2.6	3.5	.0	.0	.0	.0	.0	.0	.0	3.5
NOT REPORTED	0	2	15	38	55	0	0	0	0	0	0	0	55
Total	0	2	16	39	57	0	0	0	0	0	0	0	57
AVG NUM CHILDREN	.00	.00	1.00	1.00	1.00	.00	.00	.00	.00	.00	.00	.00	1.00

* NOTE: THE FIELD LABELED "NO CHILDREN" WAS CORRECTED IN MARCH 1989: MISSING DATA FOR INMATES STILL IN DIAGNOSTICS NOW HAS BEEN REMOVED FROM THIS FIELD AND IDENTIFIED AS "NOT REPORTED" INFORMATION.

Inmate statistical profile

Sample: ACTIVE JUVENILE PRISONERS EXCLUDING JAILS
Active inmates 11/20/2001

Requestor: Statistics

Self-Rpt Religious Affiliation by current age & sex

Religion	M E N				W O M E N				Grand Total	%
	Age 13-14	Age 15-15	Age 16-16	Age 17-17	Age 13-14	Age 15-15	Age 16-16	Age 17-17		
ISLAM	0	0	0	0	0	0	0	0	0	0
CATHOLIC	0	0	1	50	2	13	1	3	4	7
BAPTIST	0	0	0	0	7	47	25	64	32	57
METHODIST	0	0	0	0	0	0	0	0	0	0
EPISCOPLN	0	0	0	0	0	0	0	0	0	0
PRESBYTRN	0	0	0	0	0	0	0	0	0	0
CHC OF GOD	0	0	0	0	0	0	1	3	1	2
HOLINESS	0	0	0	0	1	7	0	0	1	2
JEWISH	0	0	0	0	0	0	0	0	0	0
ANGLICAN	0	0	0	0	0	0	0	0	0	0
GRK ORTHDX	0	0	0	0	0	0	0	0	0	0
HINDU	0	0	0	0	0	0	0	0	0	0
BUDDHIST	0	0	0	0	1	7	2	5	3	5
TAOIST	0	0	0	0	0	0	0	0	0	0
SHINTOIST	0	0	0	0	0	0	0	0	0	0
SEVEN D AD	0	0	0	0	0	0	0	0	0	0
JEHOVAH WT	0	0	1	50	0	0	0	0	1	2
LATR DAY S	0	0	0	0	0	0	0	0	0	0
QUAKER	0	0	0	0	0	0	0	0	0	0
OTHER PROD	0	0	0	0	0	0	0	0	0	0
NONE	0	0	0	0	3	20	9	23	12	21
OTHER	0	0	0	0	1	7	1	3	2	4
Total reported	0	0	2	100	15	100	39	100	56	100
Percent reported		.0	100.0		93.8		100.0		98.2	
NOT RPTD	0		0		1		0		1	
Total	0		2		16		39		57	

Inmate statistical profile

Sample: ACTIVE JUVENILE PRISONERS EXCLUDING JAILS
Active inmates 11/20/2001

Requestor: Statistics

Self-Rpt Family Behavior Patterns * by current age & sex

Family Behavior	Age		Age		M E N		Age		Men		Age		Age		W O M E N		Women		Grand			
	13-14	%	15-15	%	16-16	%	17-17	%	Total	%	13-14	%	15-15	%	16-16	%	17-17	%	Total	%		
CRIMINLTY	0	0	0	0	5	31	15	27	20	28	0	0	0	0	0	0	0	0	0	0	20	28
ALCOHOLISM	0	0	0	0	1	6	4	7	5	7	0	0	0	0	0	0	0	0	0	0	5	7
DRUG ABUSE	0	0	0	0	1	6	6	11	7	10	0	0	0	0	0	0	0	0	0	0	7	10
DOMINERIN	0	0	0	0	0	0	0	0	0	0	0	0	0	0	0	0	0	0	0	0	0	0
MIGRANT	0	0	0	0	0	0	1	2	1	1	0	0	0	0	0	0	0	0	0	0	1	1
INFL BTGS	0	0	0	0	0	0	0	0	0	0	0	0	0	0	0	0	0	0	0	0	0	0
PERMISSIVE	0	0	0	0	0	0	0	0	0	0	0	0	0	0	0	0	0	0	0	0	0	0
FATH ABSNT	0	0	0	0	6	38	24	44	30	42	0	0	0	0	0	0	0	0	0	0	30	42
MOTH ABSNT	0	0	0	0	2	13	5	9	7	10	0	0	0	0	0	0	0	0	0	0	7	10
NONE	0	0	0	0	1	6	0	0	1	1	0	0	0	0	0	0	0	0	0	0	1	1
Total reported	0	0	0	0	16	100	55	100	71	100	0	0	0	0	0	0	0	0	0	0	71	100
Percent reported		.0		.0		62.5		76.9		70.2		.0		.0		.0		.0		.0		70.2
OTHER	0		2		6		9		17		0		0		0		0		0		17	
Total	0		2		16		39		57		0		0		0		0		0		57	

* NOTE: SINCE THERE CAN BE UP TO FIVE BEHAVIOR CODES PER INMATE, THE NUMBER OF CASES REPORTED IN THE DETAIL LINES AND THE TOTAL REPORTED LINE MAY EXCEED THE TOTAL NUMBER OF CASES. IN SHORT, THIS TABLE COUNTS THE NUMBER OF BEHAVIOR PROBLEMS, NOT INMATES.

Georgia Department of Corrections

Inmate statistical profile

Sample: ACTIVE JUVENILE PRISONERS EXCLUDING JAILS
Active inmates 11/20/2001

Requestor: Statistics

Inmate Diagnostic Behavior Problem * by current age & sex

Diagnostic Problem	M E N						W O M E N						Grand Total %	
	Age 13-14 %	Age 15-15 %	Age 16-16 %	Age 17-17 %	Men %	Total %	Age 13-14 %	Age 15-15 %	Age 16-16 %	Age 17-17 %	Women %	Total %		
ALCOHOLIC	0	0	0	0	0	0	0	0	0	0	0	0	0	0
ALCOH ABSE	0	0	0	5	19	24	19	24	24	22	0	0	0	0
DRUG EXP	0	0	0	1	4	0	0	0	1	1	0	0	0	0
DRUG ABSE	0	0	1	33	9	35	26	33	36	33	0	0	0	0
NARC ADDCT	0	0	0	0	0	0	0	0	0	0	0	0	0	0
EPILEPTIC	0	0	0	0	0	0	0	0	0	0	0	0	0	0
MANIPULTVE	0	0	0	0	0	0	0	0	0	0	0	0	0	0
ASSAULTIVE	0	0	2	67	9	35	25	31	36	33	0	0	0	0
ESCAPE TEND	0	0	0	0	0	0	0	0	0	0	0	0	0	0
SUICIDAL	0	0	0	0	2	3	2	2	0	0	0	0	0	0
WITHDRAWN	0	0	0	1	4	0	0	0	1	1	0	0	0	0
PR RLTY CT	0	0	0	0	0	0	0	0	0	0	0	0	0	0
HOMOSEXUAL	0	0	0	0	0	0	0	0	0	0	0	0	0	0
NONE	0	0	0	0	0	0	0	0	0	0	0	0	0	0
OTHER	0	0	0	0	0	0	0	0	0	0	0	0	0	0
NOT RPTD	0	0	0	1	4	8	10	9	8	8	0	0	0	0
Total reported	0	0	3	100	26	100	80	100	109	100	0	0	0	0
Percent reported		.0	100.0	100.0	100.0	100.0	100.0		.0	.0	.0	.0	.0	100.0
UNKNOWN	0	0	0	0	0	0	0	0	0	0	0	0	0	0
Total	0	2	16	39	57	57	57	0	0	0	0	0	0	57

* NOTE: SINCE THERE CAN BE UP TO FIVE BEHAVIOR CODES PER INMATE, THE NUMBER OF CASES REPORTED IN THE DETAIL LINES AND THE TOTAL REPORTED LINE MAY EXCEED THE TOTAL NUMBER OF CASES. IN SHORT, THIS TABLE COUNTS THE NUMBER OF BEHAVIOR PROBLEMS, NOT INMATES.

Georgia Department of Corrections

Page 17 Run 11/20/01

Office of Planning and Analysis

Inmate statistical profile

Sample: ACTIVE JUVENILE PRISONERS EXCLUDING JAILS
Active inmates 11/20/2001

Requestor: Statistics

Physical Profile (General Condition) by current age & sex

Physical Profile	M E N								W O M E N						Grand Total %					
	Age 13-14 %	Age 15-15 %	Age 16-16 %	Age 17-17 %	Men %	Age 13-14 %	Age 15-15 %	Age 16-16 %	Age 17-17 %	Women %										
NO LIMITATION	0	0	2	100	15	94	36	92	53	93	0	0	0	0	0	0	0	0	53	93
DEFECT NO MAJOR LIMIT	0	0	0	0	1	6	2	5	3	5	0	0	0	0	0	0	0	0	3	5
DEFECT MAJOR LIMIT	0	0	0	0	0	0	1	3	1	2	0	0	0	0	0	0	0	0	1	2
VERY MAJOR DEFECT	0	0	0	0	0	0	0	0	0	0	0	0	0	0	0	0	0	0	0	0
Total reported	0	0	2	100	16	100	39	100	57	100	0	0	0	0	0	0	0	0	57	100
Percent reported		.0		100.0		100.0		100.0		100.0		.0		.0		.0		.0		100.0
NOT REPORTED	0		0		0		0		0		0		0		0		0		0	
Total	0		2		16		39		57		0		0		0		0		57	

Inmate statistical profile

Sample: ACTIVE JUVENILE PRISONERS EXCLUDING JAILS
Active inmates 11/20/2001

Requestor: Statistics

Security Status by current age & sex

Security	M E N						W O M E N						Grand Total	%
	Age 13-14	Age % 15-15	Age % 16-16	Age % 17-17	Men % Total	Men %	Age 13-14	Age % 15-15	Age % 16-16	Age % 17-17	Women % Total	Women %		
DIAG INCOM	0	0	0	0	0	0	0	0	0	0	0	0	0	0
WRK RELEAS	0	0	0	0	1	3	1	2	0	0	0	0	0	0
TRUSTY	0	0	0	0	0	0	0	0	0	0	0	0	0	0
MINIMUM	0	0	0	0	0	0	0	0	0	0	0	0	0	0
MEDIUM	0	0	0	0	1	6	12	31	0	0	0	0	0	0
CLOSE	0	0	2	100	12	75	23	59	0	0	0	0	0	0
MAXIMUM	0	0	0	0	2	13	2	5	0	0	0	0	0	0
DIAGNOSTIC	0	0	0	0	1	6	1	3	0	0	0	0	0	0
Total reported	0	0	2	100	16	100	39	100	0	0	0	0	0	0
Percent reported		.0	100.0	100.0	100.0	100.0			.0	.0	.0	.0	.0	100.0
NOT RPTD	0		0		0		0		0		0		0	
Total	0		2		16		39		0		0		0	57

* NOTE: BEGINNING IN JULY 1987, THE FACILITIES DIVISION NO LONGER CODED INMATES AS BEING WORK RELEASE

Georgia Department of Corrections

Page 19 Run 11/20/01

Office of Planning and Analysis

Inmate statistical profile

Sample: ACTIVE JUVENILE PRISONERS EXCLUDING JAILS
Active inmates 11/20/2001

Requestor: Statistics

Number Of Sentences by current age & sex

Number Of Sentences	M E N						W O M E N						Grand Total %							
	Age 13-14 %	Age 15-15 %	Age 16-16 %	Age 17-17 %	Men Total %	Age 13-14 %	Age 15-15 %	Age 16-16 %	Age 17-17 %	Women Total %										
ONE	0	0	1	50	9	56	15	38	25	44	0	0	0	0	0	0	0	0	25	44
TWO	0	0	1	50	3	19	13	33	17	30	0	0	0	0	0	0	0	0	17	30
THREE	0	0	0	0	2	13	3	8	5	9	0	0	0	0	0	0	0	0	5	9
FOUR	0	0	0	0	1	6	6	15	7	12	0	0	0	0	0	0	0	0	7	12
FIVE	0	0	0	0	0	0	2	5	2	4	0	0	0	0	0	0	0	0	2	4
MORE THAN FIVE	0	0	0	0	1	6	0	0	1	2	0	0	0	0	0	0	0	0	1	2
Total reported	0	0	2	100	16	100	39	100	57	100	0	0	0	0	0	0	0	0	57	100
Percent reported		.0		100.0		100.0		100.0		100.0		.0		.0		.0		.0		100.0
NOT REPORTED	0		0		0		0		0		0		0		0		0		0	
Total	0		2		16		39		57		0		0		0		0		57	
AVG NUM SENTENCES	.00		1.50		1.94		2.15		2.07		.00		.00		.00		.00		2.07	

Inmate statistical profile

Sample: ACTIVE JUVENILE PRISONERS EXCLUDING JAILS
Active inmates 11/20/2001

Requestor: Statistics

Number Of Prior Georgia Incarcerations * by current age & sex

Prior Incarcerations	M E N						W O M E N						Grand Total %
	Age 13-14 %	Age 15-15 %	Age 16-16 %	Age 17-17 %	Men Total %	Age 13-14 %	Age 15-15 %	Age 16-16 %	Age 17-17 %	Women Total %			
ZERO	0 0	2 100	16 100	39 100	57 100	0 0	0 0	0 0	0 0	0 0	57 100		
ONE	0 0	0 0	0 0	0 0	0 0	0 0	0 0	0 0	0 0	0 0	0 0		
TWO	0 0	0 0	0 0	0 0	0 0	0 0	0 0	0 0	0 0	0 0	0 0		
THREE	0 0	0 0	0 0	0 0	0 0	0 0	0 0	0 0	0 0	0 0	0 0		
FOUR	0 0	0 0	0 0	0 0	0 0	0 0	0 0	0 0	0 0	0 0	0 0		
FIVE	0 0	0 0	0 0	0 0	0 0	0 0	0 0	0 0	0 0	0 0	0 0		
MORE THAN FIVE	0 0	0 0	0 0	0 0	0 0	0 0	0 0	0 0	0 0	0 0	0 0		
Total reported	0 0	2 100	16 100	39 100	57 100	0 0	0 0	0 0	0 0	0 0	57 100		
Percent reported	.0	100.0	100.0	100.0	100.0	.0	.0	.0	.0	.0	100.0		
NOT REPORTED	0	0	0	0	0	0	0	0	0	0	0		
Total	0	2	16	39	57	0	0	0	0	0	57		
AVG # INCARCERATIONS	.00	.00	.00	.00	.00	.00	.00	.00	.00	.00	.00		

* This data counts a parole revocation on an existing sentence AS A prior incarceration. Also, this data counts, for any cohort of inmates, the total number of Georgia incarcerations the inmate has had during his entire criminal career. For example, if an inmate was admitted to prison first in FY72, and then re-admitted in FY79 and FY85, he had two prior incarcerations before the FY85 admission. This inmate's records show two prior incarcerations in all three of his records since he has had two prior incarcerations in his criminal career. If the cohort of FY72 admissions is selected for analysis, two prior incarcerations will be listed for this inmate even though in FY72, he had no prior incarcerations.

Inmate statistical profile

Sample: ACTIVE JUVENILE PRISONERS EXCLUDING JAILS
Active inmates 11/20/2001

Requestor: Statistics

County Of Conviction by current age & sex

County Of Conviction	M E N						W O M E N						Grand Total	%				
	Age 13-14	Age % 15-15	Age % 16-16	Age % 17-17	Men % Total	Age 13-14	Age % 15-15	Age % 16-16	Age % 17-17	Women % Total								
Baldwin	0	0	0	0	1	3	1	2	0	0	0	0	0	0	0	0	1	2
Bibb	0	0	0	0	4	10	4	7	0	0	0	0	0	0	0	0	4	7
Chatham	0	0	0	0	2	13	5	13	0	0	0	0	0	0	0	0	7	12
Clarke	0	0	0	0	1	6	0	0	0	0	0	0	0	0	0	0	1	2
Clay	0	0	0	0	1	6	0	0	0	0	0	0	0	0	0	0	1	2
Clayton	0	0	0	0	1	6	1	3	0	0	0	0	0	0	0	0	2	4
Cobb	0	0	0	0	0	0	2	5	0	0	0	0	0	0	0	0	2	4
Colquit	0	0	0	0	0	0	1	3	0	0	0	0	0	0	0	0	1	2
Decatur	0	0	0	0	1	6	0	0	0	0	0	0	0	0	0	0	1	2
DeKalb	0	0	0	0	2	13	3	8	0	0	0	0	0	0	0	0	5	9
Douglas	0	0	0	0	0	0	1	3	0	0	0	0	0	0	0	0	1	2
Floyd	0	0	1	50	0	0	0	0	0	0	0	0	0	0	0	0	1	2
Fulton	0	0	0	0	0	0	2	5	0	0	0	0	0	0	0	0	2	4
Greene	0	0	0	0	1	6	0	0	0	0	0	0	0	0	0	0	1	2
Gwinnett	0	0	1	50	0	0	2	5	0	0	0	0	0	0	0	0	3	5
Jones	0	0	0	0	0	0	1	3	0	0	0	0	0	0	0	0	1	2
Lowndes	0	0	0	0	0	0	2	5	0	0	0	0	0	0	0	0	2	4
Monroe	0	0	0	0	1	6	0	0	0	0	0	0	0	0	0	0	1	2
Muscogee	0	0	0	0	0	0	1	3	0	0	0	0	0	0	0	0	1	2
Oconee	0	0	0	0	1	6	0	0	0	0	0	0	0	0	0	0	1	2
Oglethrope	0	0	0	0	0	0	1	3	0	0	0	0	0	0	0	0	1	2
Paulding	0	0	0	0	0	0	4	10	0	0	0	0	0	0	0	0	4	7
Richmond	0	0	0	0	2	13	4	10	0	0	0	0	0	0	0	0	6	11
Taylor	0	0	0	0	1	6	0	0	0	0	0	0	0	0	0	0	1	2
Tift	0	0	0	0	1	6	2	5	0	0	0	0	0	0	0	0	3	5
Walker	0	0	0	0	0	0	1	3	0	0	0	0	0	0	0	0	1	2
Ware	0	0	0	0	0	0	1	3	0	0	0	0	0	0	0	0	1	2
Wilkinson	0	0	0	0	1	6	0	0	0	0	0	0	0	0	0	0	1	2
Total reported	0	0	2	100	16	100	39	100	0	0	0	0	0	0	0	0	57	100
Percent reported		.0		100.0		100.0		100.0		.0		.0		.0		.0		100.0
Not reported	0		0		0		0		0		0		0		0		0	
Total	0		2		16		39		57		0		0		0		57	

Inmate statistical profile

Sample: ACTIVE JUVENILE PRISONERS EXCLUDING JAILS
Active inmates 11/20/2001

Requestor: Statistics

Home County by current age & sex

Home County	M E N				W O M E N				Grand Total	%								
	Age 13-14	Age % 15-15	Age % 16-16	Age % 17-17	Men Total	Men %	Age 13-14	Age % 15-15			Age % 16-16	Age % 17-17	Women Total	Women %				
Baldwin	0	0	0	0	2	5	2	4	0	0	0	0	0	0	0	0	2	4
Berrien	0	0	0	0	1	3	1	2	0	0	0	0	0	0	0	0	1	2
Bibb	0	0	0	0	1	8	4	11	5	10	0	0	0	0	0	0	5	10
Calhoun	0	0	0	0	1	8	0	0	1	2	0	0	0	0	0	0	1	2
Carroll	0	0	0	0	1	8	0	0	1	2	0	0	0	0	0	0	1	2
Chatham	0	0	0	0	2	17	5	13	7	13	0	0	0	0	0	0	7	13
Clarke	0	0	0	0	1	8	1	3	2	4	0	0	0	0	0	0	2	4
Clayton	0	0	0	0	0	0	2	5	2	4	0	0	0	0	0	0	2	4
Cobb	0	0	0	0	0	0	2	5	2	4	0	0	0	0	0	0	2	4
Colquit	0	0	0	0	0	0	1	3	1	2	0	0	0	0	0	0	1	2
Decatur	0	0	0	0	1	8	0	0	1	2	0	0	0	0	0	0	1	2
DeKalb	0	0	0	0	0	0	2	5	2	4	0	0	0	0	0	0	2	4
Floyd	0	0	1	50	0	0	0	0	1	2	0	0	0	0	0	0	1	2
Fulton	0	0	0	0	2	17	2	5	4	8	0	0	0	0	0	0	4	8
Greene	0	0	0	0	1	8	0	0	1	2	0	0	0	0	0	0	1	2
Gwinnett	0	0	1	50	0	0	2	5	3	6	0	0	0	0	0	0	3	6
Jones	0	0	0	0	0	0	1	3	1	2	0	0	0	0	0	0	1	2
Lowndes	0	0	0	0	0	0	2	5	2	4	0	0	0	0	0	0	2	4
Newton	0	0	0	0	0	0	1	3	1	2	0	0	0	0	0	0	1	2
Paulding	0	0	0	0	0	0	4	11	4	8	0	0	0	0	0	0	4	8
Richmond	0	0	0	0	1	8	3	8	4	8	0	0	0	0	0	0	4	8
Tift	0	0	0	0	1	8	1	3	2	4	0	0	0	0	0	0	2	4
Walker	0	0	0	0	0	0	1	3	1	2	0	0	0	0	0	0	1	2
Ware	0	0	0	0	0	0	1	3	1	2	0	0	0	0	0	0	1	2
Total reported	0	0	2	100	12	100	38	100	52	100	0	0	0	0	0	0	52	100
Percent reported		.0		100.0		75.0		97.4		91.2		.0		.0		.0		91.2
Not reported	0		0		4		1		5		0		0		0		5	
Total	0		2		16		39		57		0		0		0		57	

Inmate statistical profile

Sample: ACTIVE JUVENILE PRISONERS EXCLUDING JAILS
Active inmates 11/20/2001

Requestor: Statistics

Probation To Follow Prison by current age & sex

Prob After Prison	M E N								W O M E N					Grand Total	%					
	Age 13-14	Age % 15-15	Age % 16-16	Age % 17-17	Men % Total	Age 13-14	Age % 15-15	Age % 16-16	Age % 17-17	Women % Total										
PROBATION TO FOLLOW	0	0	1	50	5	31	12	31	18	32	0	0	0	0	0	0	0	0	18	32
NO PROBATION	0	0	1	50	11	69	27	69	39	68	0	0	0	0	0	0	0	0	39	68
Total reported	0	0	2	100	16	100	39	100	57	100	0	0	0	0	0	0	0	0	57	100
Percent reported		.0		100.0		100.0		100.0		100.0		.0		.0		.0		.0		100.0
NOT REPORTED	0		0		0		0		0		0		0		0		0		0	
Total	0		2		16		39		57		0		0		0		0		57	

Georgia Department of Corrections

Page 29 Run 11/20/01

Office of Planning and Analysis

Inmate statistical profile

Sample: ACTIVE JUVENILE PRISONERS EXCLUDING JAILS
Active inmates 11/20/2001

Requestor: Statistics

Admission Type by current age & sex

Admission Type	M E N						W O M E N						Grand Total %
	Age 13-14 %	Age 15-15 %	Age 16-16 %	Age 17-17 %	Men Total %	Age 13-14 %	Age 15-15 %	Age 16-16 %	Age 17-17 %	Women Total %			
COMMITTED FROM COURT	0 0	2 100	16 100	39 100	57 100	0 0	0 0	0 0	0 0	0 0	57 100		
RETURN APPEAL/BOND	0 0	0 0	0 0	0 0	0 0	0 0	0 0	0 0	0 0	0 0	0 0		
PAROLE REV/NEW SENT	0 0	0 0	0 0	0 0	0 0	0 0	0 0	0 0	0 0	0 0	0 0		
PAR REV/NO NEW SENT	0 0	0 0	0 0	0 0	0 0	0 0	0 0	0 0	0 0	0 0	0 0		
PROB VIOL/TOTAL REV	0 0	0 0	0 0	0 0	0 0	0 0	0 0	0 0	0 0	0 0	0 0		
PROB VIOL/PARTIAL	0 0	0 0	0 0	0 0	0 0	0 0	0 0	0 0	0 0	0 0	0 0		
ADMIT FM OTHER CUST	0 0	0 0	0 0	0 0	0 0	0 0	0 0	0 0	0 0	0 0	0 0		
SHOCK INCARCERATION	0 0	0 0	0 0	0 0	0 0	0 0	0 0	0 0	0 0	0 0	0 0		
PROB REV/REMAINDER	0 0	0 0	0 0	0 0	0 0	0 0	0 0	0 0	0 0	0 0	0 0		
NEW SENT/PAR REV PND	0 0	0 0	0 0	0 0	0 0	0 0	0 0	0 0	0 0	0 0	0 0		
LIFE W/O PAROLE	0 0	0 0	0 0	0 0	0 0	0 0	0 0	0 0	0 0	0 0	0 0		
PAROLE REV BOOT CAMP	0 0	0 0	0 0	0 0	0 0	0 0	0 0	0 0	0 0	0 0	0 0		
PAR REV/RSN UNKNOWN	0 0	0 0	0 0	0 0	0 0	0 0	0 0	0 0	0 0	0 0	0 0		
PROBATION/PAROLE REV	0 0	0 0	0 0	0 0	0 0	0 0	0 0	0 0	0 0	0 0	0 0		
PB PAROLE RESCINDED	0 0	0 0	0 0	0 0	0 0	0 0	0 0	0 0	0 0	0 0	0 0		
PROB REVOC/SPEC COND	0 0	0 0	0 0	0 0	0 0	0 0	0 0	0 0	0 0	0 0	0 0		
PAR REV/REVOC CENTER	0 0	0 0	0 0	0 0	0 0	0 0	0 0	0 0	0 0	0 0	0 0		
INFORMATION ONLY	0 0	0 0	0 0	0 0	0 0	0 0	0 0	0 0	0 0	0 0	0 0		
INCOMPLETE SENT PKG	0 0	0 0	0 0	0 0	0 0	0 0	0 0	0 0	0 0	0 0	0 0		
HANCOCK REVOC CENTER	0 0	0 0	0 0	0 0	0 0	0 0	0 0	0 0	0 0	0 0	0 0		
WHITWORTH DETENTION	0 0	0 0	0 0	0 0	0 0	0 0	0 0	0 0	0 0	0 0	0 0		
DCYS AT RISK	0 0	0 0	0 0	0 0	0 0	0 0	0 0	0 0	0 0	0 0	0 0		
OTHER	0 0	0 0	0 0	0 0	0 0	0 0	0 0	0 0	0 0	0 0	0 0		
Total reported	0 0	2 100	16 100	39 100	57 100	0 0	0 0	0 0	0 0	0 0	57 100		
Percent reported	.0	100.0	100.0	100.0	100.0	.0	.0	.0	.0	.0	100.0		
UNKNOWN	0	0	0	0	0	0	0	0	0	0	0		
Total	0	2	16	39	57	0	0	0	0	0	57		

Georgia Department of Corrections

Page 30 Run 11/20/01

Office of Planning and Analysis

Inmate statistical profile

Sample: ACTIVE JUVENILE PRISONERS EXCLUDING JAILS
 Active inmates 11/20/2001

Requestor: Statistics

Release Type by current age & sex

Release Type	M E N					W O M E N					Grand Total %								
	Age 13-14	Age 15-15 %	Age 16-16 %	Age 17-17 %	Men Total %	Age 13-14	Age 15-15 %	Age 16-16 %	Age 17-17 %	Women Total %									
Active	0	0	2	100	16	100	39	100	57	100	0	0	0	0	0	0	0	57	100
Total	0		2		16		39		57		0		0		0		0		57

Georgia Department of Corrections

Inmate statistical profile

Sample: ACTIVE JUVENILE PRISONERS EXCLUDING JAILS
Active inmates 11/20/2001

Requestor: Statistics

Inst By Group by current age & sex

Inst By Group	M E N						W O M E N						Grand Total %
	Age 13-14 %	Age 15-15 %	Age 16-16 %	Age 17-17 %	Men Total %	Age 13-14 %	Age 15-15 %	Age 16-16 %	Age 17-17 %	Women Total %			
County jails	0	0	0	0	0	0	0	0	0	0	0	0	
Transitional centers	0	0	0	0	0	0	0	0	0	0	0	0	
County camps	0	0	0	0	0	0	0	0	0	0	0	0	
Inmate boot camps	0	0	0	0	0	0	0	0	0	0	0	0	
State prisons	0	0	2	100	16	100	0	0	0	0	0	0	
Private prisons	0	0	0	0	0	0	0	0	0	0	0	0	
Other	0	0	0	0	0	0	0	0	0	0	0	0	
Total reported	0	0	2	100	16	100	0	0	0	0	0	0	
Percent reported		.0	100.0	100.0	100.0	100.0		.0	.0	.0	.0	100.0	
Not reported	0		0		0		0		0		0		
Total	0		2		16		0		0		0		

Inmate statistical profile

Sample: ACTIVE JUVENILE PRISONERS EXCLUDING JAILS
Active inmates 11/20/2001

Requestor: Statistics

Misdemeanors And Felonies by current age & sex

Crime Type	M E N						W O M E N						Grand Total %			
	Age 13-14	Age 15-15 %	Age 16-16 %	Age 17-17 %	Men Total %	Age 13-14	Age 15-15 %	Age 16-16 %	Age 17-17 %	Women Total %						
MISDEMEANOR	0	0	0	0	0	0	0	0	0	0	0	0	0	0		
FELONY	0	0	2	100	16	100	39	100	57	100	0	0	0	0	57	100
Total reported	0	0	2	100	16	100	39	100	57	100	0	0	0	0	57	100
Percent reported		.0	100.0		100.0		100.0		100.0		.0		.0		.0	100.0
NOT REPORTED	0		0		0		0		0		0		0		0	
Total	0		2		16		39		57		0		0		57	

Georgia Department of Corrections

Inmate statistical profile

Sample: ACTIVE JUVENILE PRISONERS EXCLUDING JAILS
Active inmates 11/20/2001

Requestor: Statistics

Most Serious Offense by current age & sex

Most Serious Offense	M E N					W O M E N					Grand Total %	
	Age 13-14 %	Age 15-15 %	Age 16-16 %	Age 17-17 %	Men Total %	Age 13-14 %	Age 15-15 %	Age 16-16 %	Age 17-17 %	Women Total %		
Misdemeanors												

FELONIES												

MURDER	0 0	0 0	0 0	4 10	4 7	0 0	0 0	0 0	0 0	0 0	0 0	4 7
VOLUNTARY MANSLAUGHT	0 0	0 0	0 0	2 5	2 4	0 0	0 0	0 0	0 0	0 0	0 0	2 4
KIDNAPPING	0 0	0 0	1 6	5 13	6 11	0 0	0 0	0 0	0 0	0 0	0 0	6 11
ARMED ROBBERY	0 0	1 50	13 81	23 59	37 65	0 0	0 0	0 0	0 0	0 0	0 0	37 65
RAPE	0 0	1 50	1 6	5 13	7 12	0 0	0 0	0 0	0 0	0 0	0 0	7 12
AGGRAV CHILD MOLESTA	0 0	0 0	1 6	0 0	1 2	0 0	0 0	0 0	0 0	0 0	0 0	1 2
NONPYMT AGR NVL STOR	0 0	1 50	5 31	12 31	18 32	0 0	0 0	0 0	0 0	0 0	0 0	18 32
CRMNL SOLICITATION	0 0	1 50	11 69	27 69	39 68	0 0	0 0	0 0	0 0	0 0	0 0	39 68

Total reported	0 0	4 100	32 100	78 100	114 100	0 0	0 0	0 0	0 0	0 0	0 0	114 100
Percent reported	.0	100.0	100.0	100.0	100.0	.0	.0	.0	.0	.0	.0	100.0

NOT REPORTED	0	0	0	0	0	0	0	0	0	0	0	0

Total	0	2	16	39	57	0	0	0	0	0	0	57

