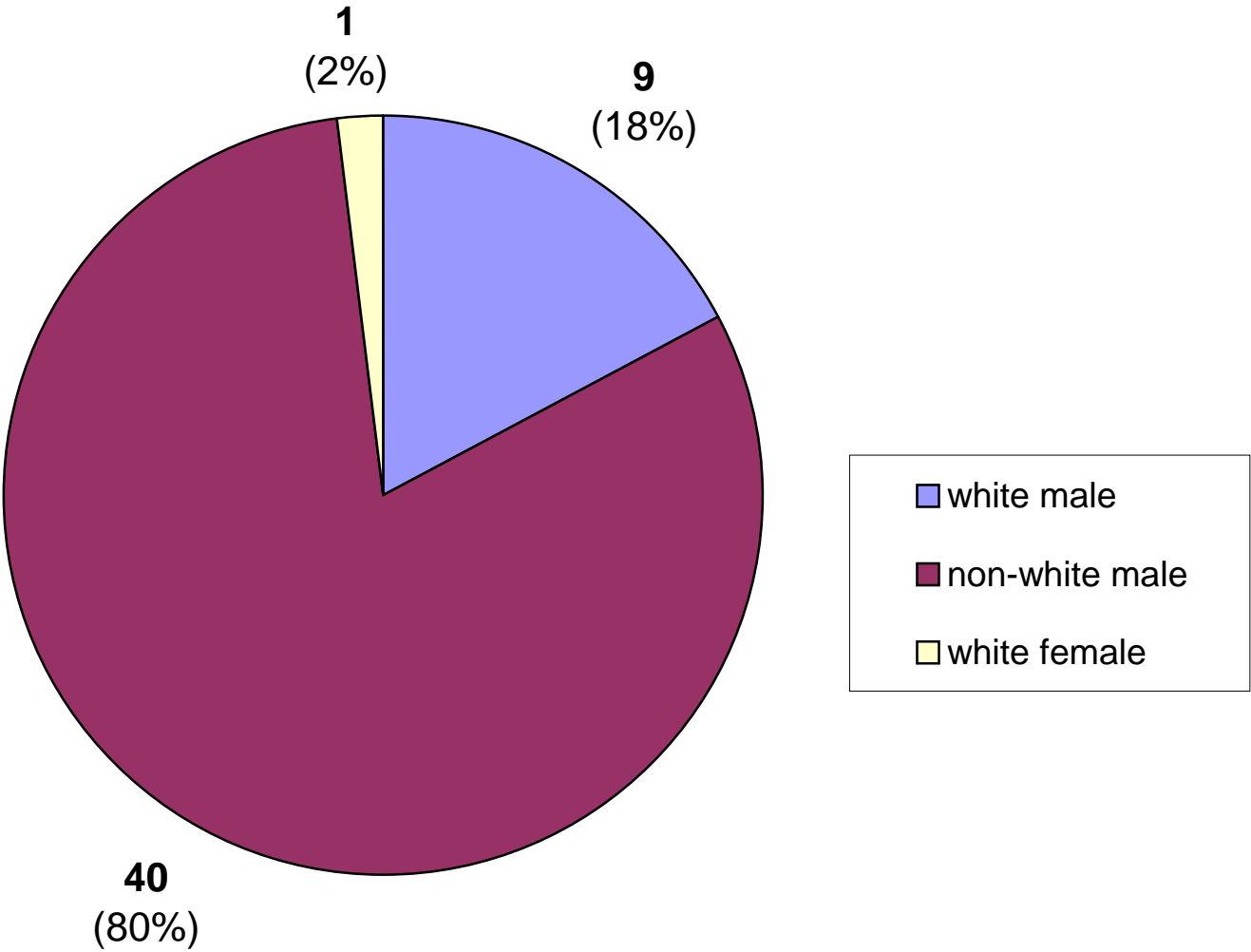
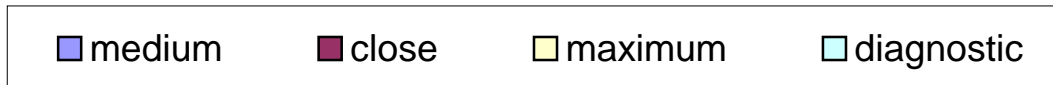
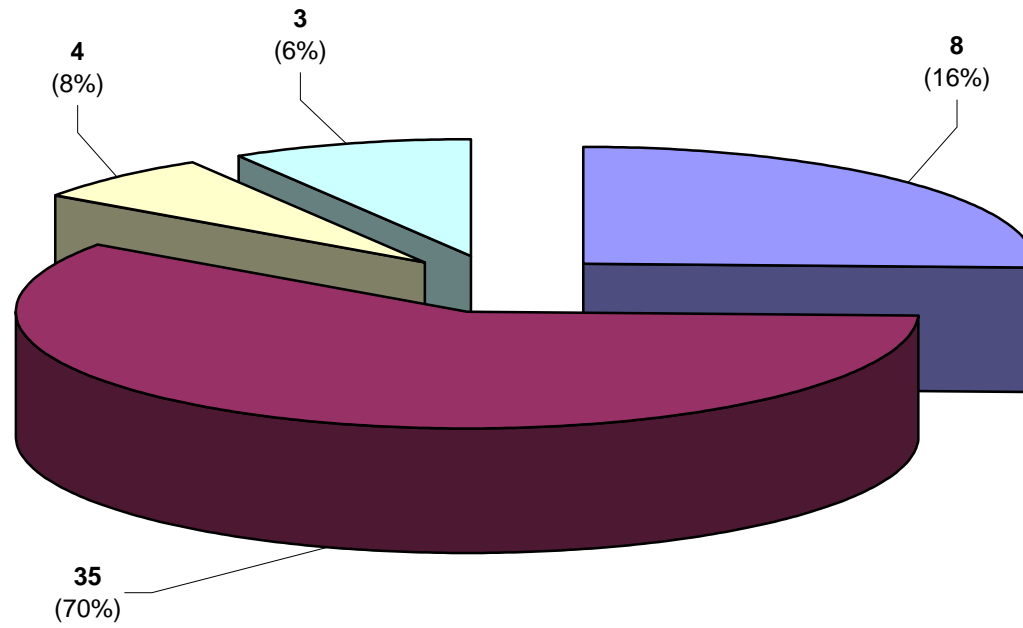


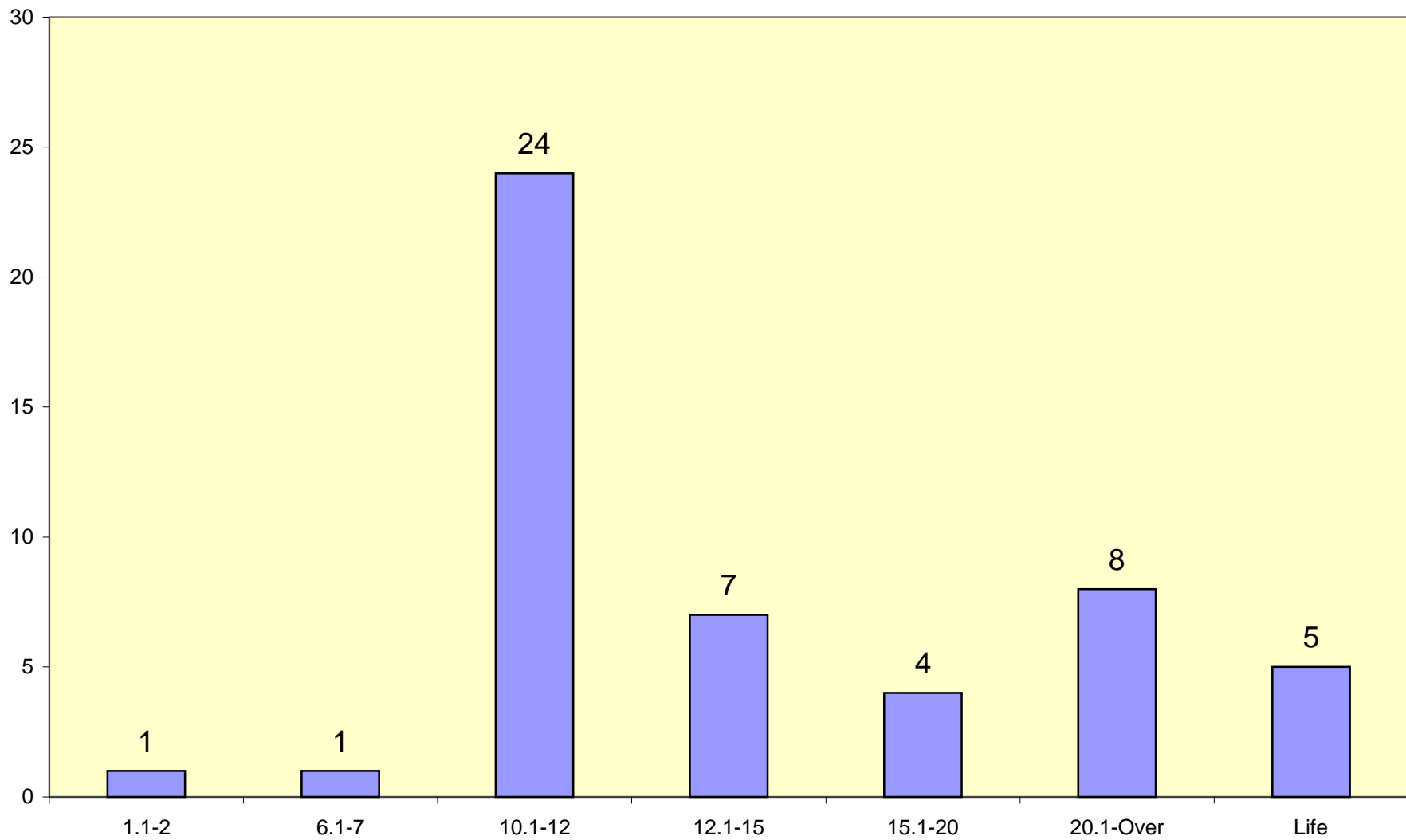
Active Juveniles in Adult Prisons by Race & Gender



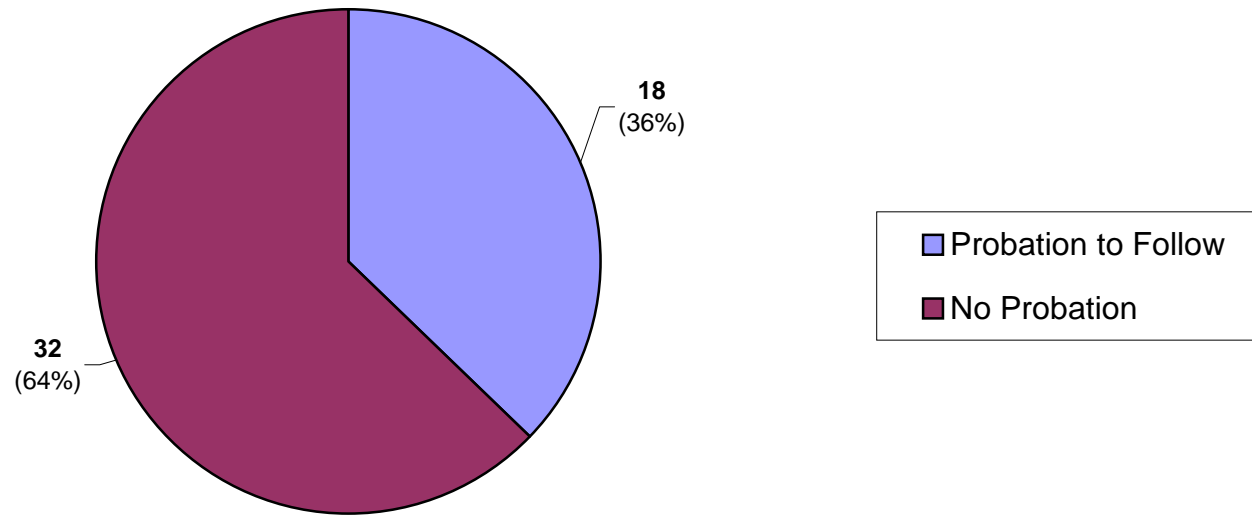
Active Juveniles in Adult Prisons by Security Status



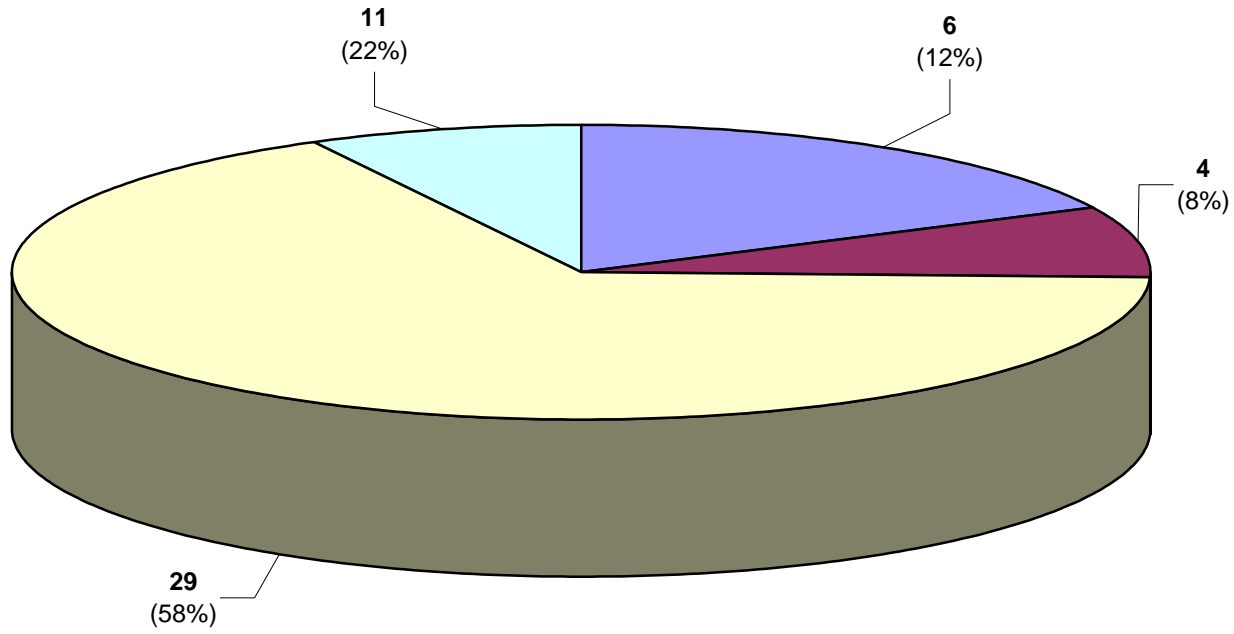
Active Juveniles In Adult Prisons By Sentence Length



Active Juveniles in Adult Prison With Probation to Follow Prison

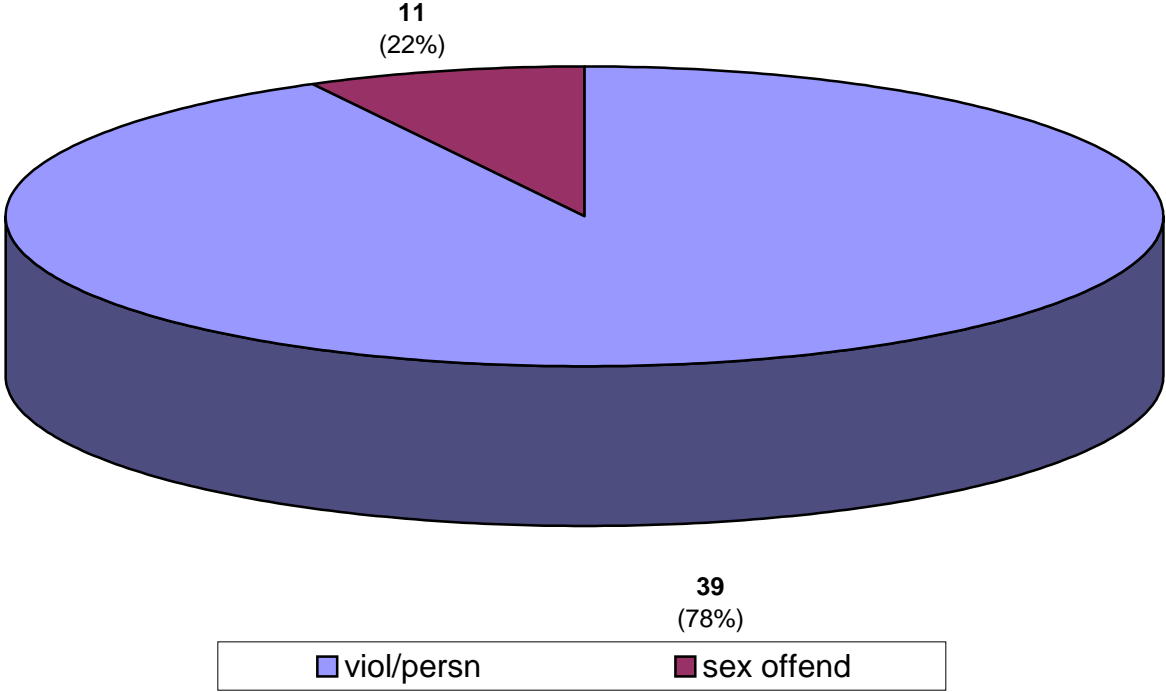


Active Juveniles in Adult Prisons by Crime Group



■ homicide ■ bodily injury & rel off ■ robbery ■ sexual offense

Active Juveniles in Adult Prison By Crime Type



Inmate statistical profile
TABLE OF CONTENTS FOR ACTIVE JUVENILE PRISONERS EXCLUDING JAILS

Title	PAGE
RACE AND SEX.....	2
Culture Fair IQ Scores.....	3
Self-Rpt Socioeconomic Class.....	4
Self-Rpt Environment To Age 16.....	5
Self-Rpt Education Level.....	6
Functional Reading Level (WRAT Scores)..	7
Functional Math Level (WRAT Scores).....	8
Functional Spelling Level (WRAT Scores)..	9
Self-Rpt Guardian Status To Age 16.....	10
Self-Rpt Employment Status Before Prison	11
Self-Rpt Marital Status At Admission....	12
Self-Rpt Number Of Children At Admission	13
Self-Rpt Religious Affiliation.....	14
Self-Rpt Family Behavior Patterns *.....	15
Inmate Diagnostic Behavior Problem *.....	16
Physical Profile (General Condition)....	17
Security Status.....	18
Number Of Sentences.....	19
Number Of Disciplinarys.....	20
Number Of Escapes.....	21
Number Of Prior Georgia Incarcerations *	22
Number Of Transfers.....	23
County Of Conviction.....	24
Circ Of Conviction.....	25
Home County.....	26
Prison Sentence In Years.....	27
Probation To Follow Prison.....	28
Admission Type.....	29
Release Type.....	30
Inst By Group.....	31
Institution.....	32
Misdemeanors And Felonies.....	33
Crimes By Group.....	34
Most Serious Offense.....	35
Most Serious Crime Type.....	36

Inmate statistical profile

Sample: ACTIVE JUVENILE PRISONERS EXCLUDING JAILS
Active inmates 05/23/2002

Requestor: Statistics

RACE AND SEX by current age & sex

RACE AND SEX	M E N				W O M E N				Grand Total %		
	Age 13-14 %	Age 15-15 %	Age 16-16 %	Age 17-17 %	Men Total %	Age 13-14 %	Age 15-15 %	Age 16-16 %		Age 17-17 %	Women Total %
WHITE MALE	0 0	1 100	3 21	5 15	9 18	0 0	0 0	0 0	0 0	0 0	9 18
NON WHITE MALE	0 0	0 0	11 79	29 85	40 82	0 0	0 0	0 0	0 0	0 0	40 80
WHITE FEMALE	0 0	0 0	0 0	0 0	0 0	0 0	0 0	1 100	0 0	1 100	1 2
NON WHITE FEMALE	0 0	0 0	0 0	0 0	0 0	0 0	0 0	0 0	0 0	0 0	0 0
Total reported	0 0	1 100	14 100	34 100	49 100	0 0	0 0	1 100	0 0	1 100	50 100
Percent reported	.0	100.0	100.0	100.0	100.0	.0	.0	100.0	.0	100.0	100.0
NOT REPORTED	0	0	0	0	0	0	0	0	0	0	0
Total	0	1	14	34	49	0	0	1	0	1	50
AVERAGE AGE	.00	15.00	16.00	17.00	16.67	.00	.00	16.00	.00	16.00	16.66

Inmate statistical profile

Sample: ACTIVE JUVENILE PRISONERS EXCLUDING JAILS
Active inmates 05/23/2002

Requestor: Statistics

Culture Fair IQ Scores by current age & sex

IQ Score	M E N				W O M E N				Grand Total	%								
	Age 13-14	Age 15-15	Age 16-16	Age 17-17	Men Total	Age 13-14	Age 15-15	Age 16-16			Age 17-17	Women Total						
LESS THAN 70	0	0	0	0	1	3	1	2	0	0	0	0	0	0	0	0	1	2
70 AND UP	0	0	1	100	13	100	32	97	46	98	0	0	0	0	0	0	0	0
Total reported	0	0	1	100	13	100	33	100	47	100	0	0	0	0	0	0	0	0
Percent reported		.0	100.0		92.9		97.1		95.9		.0		.0		.0		.0	
NOT REPORTED	0		0		1		1		2		0		0		1		3	
Total	0		1		14		34		49		0		0		1		0	
AVERAGE IQ	.00		89.00		93.77		93.06		93.17		.00		.00		.00		.00	

Inmate statistical profile

Sample: ACTIVE JUVENILE PRISONERS EXCLUDING JAILS
Active inmates 05/23/2002

Requestor: Statistics

Self-Rpt Socioeconomic Class by current age & sex

Socioeconomic Class	Age		M E N				Men		W O M E N				Women	Grand								
	13-14	%	15-15	%	16-16	%	17-17	%	Total	%	13-14	%	15-15	%	16-16	%	17-17	%	Total	%		
WELFARE	0	0	0	0	3	25	7	21	10	21	0	0	0	0	0	0	0	0	0	0	10	21
OCC EMPLOY	0	0	0	0	0	0	0	0	0	0	0	0	0	0	0	0	0	0	0	0	0	0
MINIMUM STD	0	0	0	0	5	42	13	38	18	38	0	0	0	0	0	0	0	0	0	0	18	38
MIDDLE	0	0	1	100	4	33	14	41	19	40	0	0	0	0	1	100	0	0	1	100	20	42
OTHER	0	0	0	0	0	0	0	0	0	0	0	0	0	0	0	0	0	0	0	0	0	0
Total reported	0	0	1	100	12	100	34	100	47	100	0	0	0	0	1	100	0	0	1	100	48	100
Percent reported			.0	100.0		85.7		100.0		95.9		.0		.0	100.0		.0		100.0		96.0	
NOT RPTD	0		0		2		0		2		0		0		0		0		0		2	
Total	0		1		14		34		49		0		0		1		0		1		50	

Inmate statistical profile

Sample: ACTIVE JUVENILE PRISONERS EXCLUDING JAILS
Active inmates 05/23/2002

Requestor: Statistics

Self-Rpt Environment To Age 16 by current age & sex

Environment	Age		M E N				Men		W O M E N				Women		Grand							
	13-14	%	15-15	%	16-16	%	17-17	%	Total	%	13-14	%	15-15	%	16-16	%	17-17	%	Total	%		
RURAL/FARM	0	0	0	0	0	0	1	3	1	2	0	0	0	0	0	0	0	0	0	1	2	
RURAL/NFARM	0	0	0	0	0	0	0	0	0	0	0	0	0	0	0	0	0	0	0	0	0	
S.M.S.A	0	0	1	100	5	42	15	44	21	45	0	0	0	0	0	0	0	0	0	0	21	44
URBAN	0	0	0	0	1	8	9	26	10	21	0	0	0	0	0	0	0	0	0	0	10	21
SMALL TOWN	0	0	0	0	6	50	9	26	15	32	0	0	0	0	1	100	0	0	1	100	16	33
OTHER	0	0	0	0	0	0	0	0	0	0	0	0	0	0	0	0	0	0	0	0	0	0
Total reported	0	0	1	100	12	100	34	100	47	100	0	0	0	0	1	100	0	0	1	100	48	100
Percent reported		.0		100.0		85.7		100.0		95.9		.0		.0		100.0		.0		100.0		96.0
NOT RPTD	0		0		2		0		2		0		0		0		0		0		2	
Total	0		1		14		34		49		0		0		1		0		1		50	

Inmate statistical profile

Sample: ACTIVE JUVENILE PRISONERS EXCLUDING JAILS
Active inmates 05/23/2002

Requestor: Statistics

Self-Rpt Education Level by current age & sex

Education Level	Age		M E N				Men		W O M E N				Women	Grand								
	13-14	%	15-15	%	16-16	%	17-17	%	Total	%	13-14	%	15-15	%	16-16	%	17-17	%	Total	%		
LESS THAN GRADE 7	0	0	0	0	0	0	1	3	1	2	0	0	0	0	0	0	0	0	0	1	2	
GRADE 7	0	0	0	0	2	17	3	9	5	11	0	0	0	0	0	0	0	0	0	5	11	
GRADE 8	0	0	0	0	4	33	6	19	10	22	0	0	0	0	0	0	0	0	0	10	22	
GRADE 9	0	0	1	100	5	42	12	38	18	40	0	0	0	0	1	100	0	0	1	100	19	41
GRADE 10	0	0	0	0	1	8	8	25	9	20	0	0	0	0	0	0	0	0	0	9	20	
GRADE 11	0	0	0	0	0	0	1	3	1	2	0	0	0	0	0	0	0	0	0	1	2	
GRADE 12	0	0	0	0	0	0	1	3	1	2	0	0	0	0	0	0	0	0	0	1	2	
MORE THAN GRADE 12	0	0	0	0	0	0	0	0	0	0	0	0	0	0	0	0	0	0	0	0	0	
Total reported	0	0	1	100	12	100	32	100	45	100	0	0	0	0	1	100	0	0	1	100	46	100
Percent reported		.0		100.0		85.7		94.1		91.8		.0		.0		100.0		.0		100.0		92.0
NOT REPORTED	0		0		2		2		4		0		0		0		0		0		4	
Total	0		1		14		34		49		0		0		1		0		1		50	
AVG EDUCATION LEVEL	.00		9.00		8.42		8.94		8.80		.00		.00		9.00		.00		9.00		8.80	

* NOTE: THE FIELD LABELED "LESS THAN GRADE 7" WAS CORRECTED IN MARCH 1989: MISSING DATA FOR INMATES STILL IN DIAGNOSTICS NOW HAS BEEN REMOVED FROM THIS FIELD AND IDENTIFIED AS "NOT REPORTED" INFORMATION.

Inmate statistical profile

Sample: ACTIVE JUVENILE PRISONERS EXCLUDING JAILS
Active inmates 05/23/2002

Requestor: Statistics

Self-Rpt Guardian Status To Age 16 by current age & sex

Guardian Status	M E N						W O M E N						Grand Total %
	Age 13-14 %	Age 15-15 %	Age 16-16 %	Age 17-17 %	Men Total %		Age 13-14 %	Age 15-15 %	Age 16-16 %	Age 17-17 %	Women Total %		
ORPHANAGE	0 0	0 0	0 0	0 0	0 0	0 0	0 0	0 0	0 0	0 0	0 0	0 0	0 0
FATHER ONLY	0 0	0 0	0 0	3 9	3 6	0 0	0 0	0 0	0 0	0 0	0 0	0 0	3 6
FTR MTR HD	0 0	0 0	2 17	3 9	5 11	0 0	0 0	0 0	1 100	0 0	1 100	0 0	6 13
MOTHER ONLY	0 0	0 0	5 42	15 44	20 43	0 0	0 0	0 0	0 0	0 0	0 0	0 0	20 42
MTR FTR HD	0 0	1 100	4 33	5 15	10 21	0 0	0 0	0 0	0 0	0 0	0 0	0 0	10 21
OTH FEMALE	0 0	0 0	0 0	0 0	0 0	0 0	0 0	0 0	0 0	0 0	0 0	0 0	0 0
OTH MALE	0 0	0 0	0 0	0 0	0 0	0 0	0 0	0 0	0 0	0 0	0 0	0 0	0 0
STEP-PARNTS	0 0	0 0	0 0	1 3	1 2	0 0	0 0	0 0	0 0	0 0	0 0	0 0	1 2
FOSTER HOME	0 0	0 0	0 0	1 3	1 2	0 0	0 0	0 0	0 0	0 0	0 0	0 0	1 2
GRAND PRNTS	0 0	0 0	1 8	5 15	6 13	0 0	0 0	0 0	0 0	0 0	0 0	0 0	6 13
OTHER	0 0	0 0	0 0	1 3	1 2	0 0	0 0	0 0	0 0	0 0	0 0	0 0	1 2
Total reported	0 0	1 100	12 100	34 100	47 100	0 0	0 0	1 100	0 0	1 100	0 0	1 100	48 100
Percent reported	.0	100.0	85.7	100.0	95.9	.0	.0	100.0	.0	100.0	.0	100.0	96.0
NOT RPTD	0	0	2	0	2	0	0	0	0	0	0	0	2
Total	0	1	14	34	49	0	0	1	0	1	0	1	50

Inmate statistical profile

Sample: ACTIVE JUVENILE PRISONERS EXCLUDING JAILS
Active inmates 05/23/2002

Requestor: Statistics

Self-Rpt Employment Status Before Prison by current age & sex

Employment	M E N				W O M E N				Grand Total	%
	Age 13-14	Age 15-15	Age 16-16	Age 17-17	Age 13-14	Age 15-15	Age 16-16	Age 17-17		
FULL TIME	0	0	0	2	2	0	0	0	2	4
PART TIME	0	0	0	7	7	0	0	0	7	15
UNEMPL < 6M	0	0	0	0	0	0	0	0	0	0
UNEMPL > 6M	0	0	0	0	0	0	0	0	0	0
NEVER WORKD	0	1	5	13	19	0	0	0	19	40
STUDENT	0	0	7	12	19	0	1	0	20	42
INCAPABLE	0	0	0	0	0	0	0	0	0	0
OTHER	0	0	0	0	0	0	0	0	0	0
Total reported	0	1	12	34	47	0	1	0	48	100
Percent reported	.0	100.0	85.7	100.0	95.9	.0	.0	.0	100.0	96.0
NOT RPTD	0	0	2	0	2	0	0	0	2	
Total	0	1	14	34	49	0	1	0	50	

* NOTE: THE FIELD LABELD "OTHER" WAS CORRECTED IN APRIL 1989; INMATES CODED "PRE-OTIS NOT REPORTED" NOW HAVE BEEN REMOVED FROM THIS FIELD AND IDENTIFIED AS "NOT REPORTED".

Inmate statistical profile

Sample: ACTIVE JUVENILE PRISONERS EXCLUDING JAILS
Active inmates 05/23/2002

Requestor: Statistics

Self-Rpt Marital Status At Admission by current age & sex

Marital Status	M E N						W O M E N						Grand Total %
	Age 13-14 %	Age 15-15 %	Age 16-16 %	Age 17-17 %	Men Total %	Age 13-14 %	Age 15-15 %	Age 16-16 %	Age 17-17 %	Women Total %			
SINGLE	0 0	1 100	12 100	32 100	45 100	0 0	0 0	1 100	0 0	1 100	46 100		
MARRIED	0 0	0 0	0 0	0 0	0 0	0 0	0 0	0 0	0 0	0 0	0 0		
SEPARATED	0 0	0 0	0 0	0 0	0 0	0 0	0 0	0 0	0 0	0 0	0 0		
DIVORCED	0 0	0 0	0 0	0 0	0 0	0 0	0 0	0 0	0 0	0 0	0 0		
WIDOWED	0 0	0 0	0 0	0 0	0 0	0 0	0 0	0 0	0 0	0 0	0 0		
COMMON LAW	0 0	0 0	0 0	0 0	0 0	0 0	0 0	0 0	0 0	0 0	0 0		
OTHER	0 0	0 0	0 0	0 0	0 0	0 0	0 0	0 0	0 0	0 0	0 0		
Total reported	0 0	1 100	12 100	32 100	45 100	0 0	0 0	1 100	0 0	1 100	46 100		
Percent reported	.0	100.0	85.7	94.1	91.8	.0	.0	100.0	.0	100.0	92.0		
NOT RPTD	0	0	2	2	4	0	0	0	0	0	4		
Total	0	1	14	34	49	0	0	1	0	1	50		

Inmate statistical profile

Sample: ACTIVE JUVENILE PRISONERS EXCLUDING JAILS
Active inmates 05/23/2002

Requestor: Statistics

Self-Rpt Number Of Children At Admission by current age & sex

Number Of Children	M E N						W O M E N						Grand Total %	
	Age 13-14 %	Age 15-15 %	Age 16-16 %	Age 17-17 %	Men %	Men %	Age 13-14 %	Age 15-15 %	Age 16-16 %	Age 17-17 %	Women %	Women %		
NO CHILDREN	0	0	0	0	0	0	0	0	0	0	0	0	0	0
ONE CHILD	0	0	0	0	2	100	2	100	0	0	0	0	0	0
TWO CHILDREN	0	0	0	0	0	0	0	0	0	0	0	0	0	0
THREE CHILDREN	0	0	0	0	0	0	0	0	0	0	0	0	0	0
FOUR CHILDREN	0	0	0	0	0	0	0	0	0	0	0	0	0	0
FIVE CHILDREN	0	0	0	0	0	0	0	0	0	0	0	0	0	0
MORE THAN 5 CHILDREN	0	0	0	0	0	0	0	0	0	0	0	0	0	0
Total reported	0	0	0	0	2	100	2	100	0	0	0	0	0	0
Percent reported		.0		.0		5.9		4.1		.0		.0		.0
NOT REPORTED	0		1		14		32		47		0		0	
Total	0		1		14		34		49		0		0	
AVG NUM CHILDREN	.00		.00		.00		1.00		1.00		.00		.00	

* NOTE: THE FIELD LABELED "NO CHILDREN" WAS CORRECTED IN MARCH 1989: MISSING DATA FOR INMATES STILL IN DIAGNOSTICS NOW HAS BEEN REMOVED FROM THIS FIELD AND IDENTIFIED AS "NOT REPORTED" INFORMATION.

Inmate statistical profile

Sample: ACTIVE JUVENILE PRISONERS EXCLUDING JAILS
Active inmates 05/23/2002

Requestor: Statistics

Self-Rpt Religious Affiliation by current age & sex

Religion	M E N						W O M E N						Grand									
	Age 13-14	%	Age 15-15	%	Age 16-16	%	Age 17-17	%	Men Total	%	Age 13-14	%	Age 15-15	%	Age 16-16	%	Age 17-17	%	Women Total	%	Total	%
ISLAM	0	0	0	0	0	0	0	0	0	0	0	0	0	0	0	0	0	0	0	0	0	0
CATHOLIC	0	0	1	100	1	8	2	6	4	9	0	0	0	0	0	0	0	0	0	0	4	8
BAPTIST	0	0	0	0	5	42	23	68	28	60	0	0	0	0	1	100	0	0	1	100	29	60
METHODIST	0	0	0	0	0	0	0	0	0	0	0	0	0	0	0	0	0	0	0	0	0	0
EPISCOPLN	0	0	0	0	0	0	0	0	0	0	0	0	0	0	0	0	0	0	0	0	0	0
PRESBYTRN	0	0	0	0	0	0	0	0	0	0	0	0	0	0	0	0	0	0	0	0	0	0
CHC OF GOD	0	0	0	0	0	0	1	3	1	2	0	0	0	0	0	0	0	0	0	0	1	2
HOLINESS	0	0	0	0	0	0	1	3	1	2	0	0	0	0	0	0	0	0	0	0	1	2
JEWISH	0	0	0	0	0	0	0	0	0	0	0	0	0	0	0	0	0	0	0	0	0	0
ANGLICAN	0	0	0	0	0	0	0	0	0	0	0	0	0	0	0	0	0	0	0	0	0	0
GRK ORTHDX	0	0	0	0	0	0	0	0	0	0	0	0	0	0	0	0	0	0	0	0	0	0
HINDU	0	0	0	0	0	0	0	0	0	0	0	0	0	0	0	0	0	0	0	0	0	0
BUDDHIST	0	0	0	0	1	8	1	3	2	4	0	0	0	0	0	0	0	0	0	0	2	4
TAOIST	0	0	0	0	0	0	0	0	0	0	0	0	0	0	0	0	0	0	0	0	0	0
SHINTOIST	0	0	0	0	0	0	0	0	0	0	0	0	0	0	0	0	0	0	0	0	0	0
SEVEN D AD	0	0	0	0	0	0	0	0	0	0	0	0	0	0	0	0	0	0	0	0	0	0
JEHOVAH WT	0	0	0	0	1	8	0	0	1	2	0	0	0	0	0	0	0	0	0	0	1	2
LATR DAY S	0	0	0	0	0	0	0	0	0	0	0	0	0	0	0	0	0	0	0	0	0	0
QUAKER	0	0	0	0	0	0	0	0	0	0	0	0	0	0	0	0	0	0	0	0	0	0
OTHER PROD	0	0	0	0	0	0	0	0	0	0	0	0	0	0	0	0	0	0	0	0	0	0
NONE	0	0	0	0	3	25	5	15	8	17	0	0	0	0	0	0	0	0	0	0	8	17
OTHER	0	0	0	0	1	8	1	3	2	4	0	0	0	0	0	0	0	0	0	0	2	4
Total reported	0	0	1	100	12	100	34	100	47	100	0	0	0	0	1	100	0	0	1	100	48	100
Percent reported		.0		100.0		85.7		100.0		95.9		.0		.0		100.0		.0		100.0		96.0
NOT RPTD	0		0		2		0		2		0		0		0		0		0		2	
Total	0		1		14		34		49		0		0		1		0		1		50	

Inmate statistical profile

Sample: ACTIVE JUVENILE PRISONERS EXCLUDING JAILS
Active inmates 05/23/2002

Requestor: Statistics

Self-Rpt Family Behavior Patterns * by current age & sex

Family Behavior	Age		Age		M E N		Age		Men		Age		Age		W O M E N		Women		Grand			
	13-14	%	15-15	%	16-16	%	17-17	%	Total	%	13-14	%	15-15	%	16-16	%	17-17	%	Total	%		
CRIMINLTY	0	0	0	0	3	27	12	24	15	25	0	0	0	0	1	33	0	0	1	33	16	25
ALCOHOLISM	0	0	0	0	1	9	4	8	5	8	0	0	0	0	0	0	0	0	0	0	5	8
DRUG ABUSE	0	0	0	0	1	9	4	8	5	8	0	0	0	0	1	33	0	0	1	33	6	10
DOMINERIN	0	0	0	0	0	0	0	0	0	0	0	0	0	0	0	0	0	0	0	0	0	0
MIGRANT	0	0	0	0	0	0	0	0	0	0	0	0	0	0	0	0	0	0	0	0	0	0
INFL BTGS	0	0	0	0	0	0	0	0	0	0	0	0	0	0	0	0	0	0	0	0	0	0
PERMISSIVE	0	0	0	0	0	0	0	0	0	0	0	0	0	1	33	0	0	1	33	1	2	2
FATH ABSNT	0	0	0	0	6	55	19	39	25	42	0	0	0	0	0	0	0	0	0	0	25	40
MOTH ABSNT	0	0	0	0	0	0	9	18	9	15	0	0	0	0	0	0	0	0	0	0	9	14
NONE	0	0	0	0	0	0	1	2	1	2	0	0	0	0	0	0	0	0	0	1	2	2
Total reported	0	0	0	0	11	100	49	100	60	100	0	0	0	0	3	100	0	0	3	100	63	100
Percent reported		.0		.0		50.0		82.4		71.4		.0		.0	100.0		.0		100.0		72.0	
OTHER	0		1		7		6		14		0		0		0		0		0		14	
Total	0		1		14		34		49		0		0		1		0		1		50	

* NOTE: SINCE THERE CAN BE UP TO FIVE BEHAVIOR CODES PER INMATE, THE NUMBER OF CASES REPORTED IN THE DETAIL LINES AND THE TOTAL REPORTED LINE MAY EXCEED THE TOTAL NUMBER OF CASES. IN SHORT, THIS TABLE COUNTS THE NUMBER OF BEHAVIOR PROBLEMS, NOT INMATES.

Inmate statistical profile

Sample: ACTIVE JUVENILE PRISONERS EXCLUDING JAILS
Active inmates 05/23/2002

Requestor: Statistics

Inmate Diagnostic Behavior Problem * by current age & sex

Diagnostic Problem	M E N						W O M E N						Grand Total	%		
	Age 13-14	Age 15-15	Age 16-16	Age 17-17	Men Total	Men %	Age 13-14	Age 15-15	Age 16-16	Age 17-17	Women Total	Women %				
ALCOHOLIC	0	0	0	0	0	0	0	0	0	0	0	0	0	0	0	0
ALCOH ABSE	0	0	0	4	17	21	0	0	0	0	0	0	0	0	21	21
DRUG EXP	0	0	0	0	1	1	0	0	0	0	0	0	0	0	1	1
DRUG ABSE	0	0	0	8	35	22	0	0	0	1	50	0	1	50	31	32
NARC ADDCT	0	0	0	0	0	0	0	0	0	0	0	0	0	0	0	0
EPILEPTIC	0	0	0	0	0	0	0	0	0	0	0	0	0	0	0	0
MANIPULTVE	0	0	0	0	0	0	0	0	0	0	0	0	0	0	0	0
ASSAULTIVE	0	0	1	9	39	27	0	0	0	1	50	0	1	50	38	39
ESCAPE TEND	0	0	0	0	1	1	0	0	0	0	0	0	0	0	1	1
SUICIDAL	0	0	0	0	2	3	0	0	0	0	0	0	0	0	2	2
WITHDRAWN	0	0	0	1	4	0	0	0	0	0	0	0	0	0	1	1
PR RLTY CT	0	0	0	0	0	0	0	0	0	0	0	0	0	0	0	0
HOMOSEXUAL	0	0	0	0	0	0	0	0	0	0	0	0	0	0	0	0
NONE	0	0	0	0	0	0	0	0	0	0	0	0	0	0	0	0
OTHER	0	0	0	0	0	0	0	0	0	0	0	0	0	0	0	0
NOT RPTD	0	0	0	1	4	2	0	0	0	0	0	0	0	0	3	3
Total reported	0	0	1	23	100	72	0	0	0	2	100	0	2	100	98	100
Percent reported		.0	100.0	100.0	100.0	100.0		.0	.0	100.0		.0	100.0		100.0	
UNKNOWN	0		0	0	0	0	0		0	0	0	0	0		0	
Total	0	1	14	34	49		0	0	1	0	1		50			

* NOTE: SINCE THERE CAN BE UP TO FIVE BEHAVIOR CODES PER INMATE, THE NUMBER OF CASES REPORTED IN THE DETAIL LINES AND THE TOTAL REPORTED LINE MAY EXCEED THE TOTAL NUMBER OF CASES. IN SHORT, THIS TABLE COUNTS THE NUMBER OF BEHAVIOR PROBLEMS, NOT INMATES.

Inmate statistical profile

Sample: ACTIVE JUVENILE PRISONERS EXCLUDING JAILS
Active inmates 05/23/2002

Requestor: Statistics

Physical Profile (General Condition) by current age & sex

Physical Profile	M E N				W O M E N				Grand Total	%												
	Age 13-14	Age % 15-15	Age % 16-16	Age % 17-17	Men % Total	Age 13-14	Age % 15-15	Age % 16-16			Age % 17-17	Women % Total										
NO LIMITATION	0	0	1	100	13	100	32	94	46	96	0	0	0	0	1	100	0	0	1	100	47	96
DEFECT NO MAJOR LIMIT	0	0	0	0	0	0	2	6	2	4	0	0	0	0	0	0	0	0	0	0	2	4
DEFECT MAJOR LIMIT	0	0	0	0	0	0	0	0	0	0	0	0	0	0	0	0	0	0	0	0	0	0
VERY MAJOR DEFECT	0	0	0	0	0	0	0	0	0	0	0	0	0	0	0	0	0	0	0	0	0	0
Total reported	0	0	1	100	13	100	34	100	48	100	0	0	0	0	1	100	0	0	1	100	49	100
Percent reported		.0		100.0		92.9		100.0		98.0		.0		.0	100.0		.0		100.0		98.0	
NOT REPORTED	0		0		1		0		1		0		0		0		0		0		1	
Total	0		1		14		34		49		0		0		1		0		1		50	

Inmate statistical profile

Sample: ACTIVE JUVENILE PRISONERS EXCLUDING JAILS
Active inmates 05/23/2002

Requestor: Statistics

Security Status by current age & sex

Security	M E N						W O M E N						Grand									
	Age 13-14	%	Age 15-15	%	Age 16-16	%	Age 17-17	%	Men Total	%	Age 13-14	%	Age 15-15	%	Age 16-16	%	Age 17-17	%	Women Total	%	Total	%
DIAG INCOM	0	0	0	0	0	0	0	0	0	0	0	0	0	0	0	0	0	0	0	0	0	0
WRK RELEAS	0	0	0	0	0	0	0	0	0	0	0	0	0	0	0	0	0	0	0	0	0	0
TRUSTY	0	0	0	0	0	0	0	0	0	0	0	0	0	0	0	0	0	0	0	0	0	0
MINIMUM	0	0	0	0	0	0	0	0	0	0	0	0	0	0	0	0	0	0	0	0	0	0
MEDIUM	0	0	0	0	1	7	7	21	8	16	0	0	0	0	0	0	0	0	0	0	8	16
CLOSE	0	0	1	100	10	71	23	68	34	69	0	0	0	0	1	100	0	0	1	100	35	70
MAXIMUM	0	0	0	0	1	7	3	9	4	8	0	0	0	0	0	0	0	0	0	0	4	8
DIAGNOSTIC	0	0	0	0	2	14	1	3	3	6	0	0	0	0	0	0	0	0	0	0	3	6
Total reported	0	0	1	100	14	100	34	100	49	100	0	0	0	0	1	100	0	0	1	100	50	100
Percent reported		.0		100.0		100.0		100.0		100.0		.0		.0		100.0		.0		100.0		100.0
NOT RPTD	0		0		0		0		0		0		0		0		0		0		0	
Total	0		1		14		34		49		0		0		1		0		1		50	

* NOTE: BEGINNING IN JULY 1987, THE FACILITIES
DIVISION NO LONGER CODED INMATES AS BEING WORK RELEASE

Inmate statistical profile

Sample: ACTIVE JUVENILE PRISONERS EXCLUDING JAILS
Active inmates 05/23/2002

Requestor: Statistics

Number Of Sentences by current age & sex

Number Of Sentences	M E N				W O M E N				Grand Total %		
	Age 13-14 %	Age 15-15 %	Age 16-16 %	Age 17-17 %	Men Total %	Age 13-14 %	Age 15-15 %	Age 16-16 %		Age 17-17 %	Women Total %
ONE	0 0	0 0	9 64	16 47	25 51	0 0	0 0	0 0	0 0	0 0	25 50
TWO	0 0	0 0	4 29	7 21	11 22	0 0	0 0	1 100	0 0	1 100	12 24
THREE	0 0	0 0	1 7	4 12	5 10	0 0	0 0	0 0	0 0	0 0	5 10
FOUR	0 0	0 0	0 0	3 9	3 6	0 0	0 0	0 0	0 0	0 0	3 6
FIVE	0 0	1 100	0 0	1 3	2 4	0 0	0 0	0 0	0 0	0 0	2 4
MORE THAN FIVE	0 0	0 0	0 0	3 9	3 6	0 0	0 0	0 0	0 0	0 0	3 6
Total reported	0 0	1 100	14 100	34 100	49 100	0 0	0 0	1 100	0 0	1 100	50 100
Percent reported	.0	100.0	100.0	100.0	100.0	.0	.0	100.0	.0	100.0	100.0
NOT REPORTED	0	0	0	0	0	0	0	0	0	0	0
Total	0	1	14	34	49	0	0	1	0	1	50
AVG NUM SENTENCES	.00	5.00	1.43	2.26	2.08	.00	.00	2.00	.00	2.00	2.08

Inmate statistical profile

Sample: ACTIVE JUVENILE PRISONERS EXCLUDING JAILS
Active inmates 05/23/2002

Requestor: Statistics

Number Of Prior Georgia Incarcerations * by current age & sex

Prior Incarcerations	M E N						W O M E N						Grand Total %
	Age 13-14 %	Age 15-15 %	Age 16-16 %	Age 17-17 %	Men Total %	Age 13-14 %	Age 15-15 %	Age 16-16 %	Age 17-17 %	Women Total %			
ZERO	0 0	1 100	14 100	34 100	49 100	0 0	0 0	1 100	0 0	1 100	50 100		
ONE	0 0	0 0	0 0	0 0	0 0	0 0	0 0	0 0	0 0	0 0	0 0		
TWO	0 0	0 0	0 0	0 0	0 0	0 0	0 0	0 0	0 0	0 0	0 0		
THREE	0 0	0 0	0 0	0 0	0 0	0 0	0 0	0 0	0 0	0 0	0 0		
FOUR	0 0	0 0	0 0	0 0	0 0	0 0	0 0	0 0	0 0	0 0	0 0		
FIVE	0 0	0 0	0 0	0 0	0 0	0 0	0 0	0 0	0 0	0 0	0 0		
MORE THAN FIVE	0 0	0 0	0 0	0 0	0 0	0 0	0 0	0 0	0 0	0 0	0 0		
Total reported	0 0	1 100	14 100	34 100	49 100	0 0	0 0	1 100	0 0	1 100	50 100		
Percent reported	.0	100.0	100.0	100.0	100.0	.0	.0	100.0	.0	100.0	100.0		
NOT REPORTED	0	0	0	0	0	0	0	0	0	0	0		
Total	0	1	14	34	49	0	0	1	0	1	50		
AVG # INCARCERATIONS	.00	.00	.00	.00	.00	.00	.00	.00	.00	.00	.00		

* This data counts a parole revocation on an existing sentence AS A prior incarceration. Also, this data counts, for any cohort of inmates, the total number of Georgia incarcerations the inmate has had during his entire criminal career. For example, if an inmate was admitted to prison first in FY72, and then re-admitted in FY79 and FY85, he had two prior incarcerations before the FY85 admission. This inmate's records show two prior incarcerations in all three of his records since he has had two prior incarcerations in his criminal career. If the cohort of FY72 admissions is selected for analysis, two prior incarcerations will be listed for this inmate even though in FY72, he had no prior incarcerations.

Inmate statistical profile

Sample: ACTIVE JUVENILE PRISONERS EXCLUDING JAILS
Active inmates 05/23/2002

Requestor: Statistics

Number Of Transfers by current age & sex

Transfers	M E N						W O M E N						Grand Total %
	Age 13-14 %	Age 15-15 %	Age 16-16 %	Age 17-17 %	Men Total %	Age 13-14 %	Age 15-15 %	Age 16-16 %	Age 17-17 %	Women Total %			
ZERO	0 0	1 100	14 100	34 100	49 100	0 0	0 0	0 0	0 0	0 0	49 98		
ONE	0 0	0 0	0 0	0 0	0 0	0 0	0 0	1 100	0 0	1 100	1 2		
TWO	0 0	0 0	0 0	0 0	0 0	0 0	0 0	0 0	0 0	0 0	0 0		
THREE	0 0	0 0	0 0	0 0	0 0	0 0	0 0	0 0	0 0	0 0	0 0		
FOUR	0 0	0 0	0 0	0 0	0 0	0 0	0 0	0 0	0 0	0 0	0 0		
FIVE	0 0	0 0	0 0	0 0	0 0	0 0	0 0	0 0	0 0	0 0	0 0		
MORE THAN FIVE	0 0	0 0	0 0	0 0	0 0	0 0	0 0	0 0	0 0	0 0	0 0		
Total reported	0 0	1 100	14 100	34 100	49 100	0 0	0 0	1 100	0 0	1 100	50 100		
Percent reported	.0	100.0	100.0	100.0	100.0	.0	.0	100.0	.0	100.0	100.0		
NOT REPORTED	0	0	0	0	0	0	0	0	0	0	0		
Total	0	1	14	34	49	0	0	1	0	1	50		
AVG NUM TRANSFERS	.00	.00	.00	.00	.00	.00	.00	1.00	.00	1.00	.02		

Inmate statistical profile

Sample: ACTIVE JUVENILE PRISONERS EXCLUDING JAILS
Active inmates 05/23/2002

Requestor: Statistics

County Of Conviction by current age & sex

County Of Conviction	M E N						W O M E N						Grand Total	%					
	Age 13-14	Age % 15-15	Age % 16-16	Age % 17-17	Men % Total	Age 13-14	Age % 15-15	Age % 16-16	Age % 17-17	Women % Total									
Baldwin	0	0	0	0	1	3	1	2	0	0	0	0	0	0	0	1	2		
Banks	0	0	0	0	1	3	1	2	0	0	0	0	0	0	0	1	2		
Bibb	0	0	0	0	3	9	3	6	0	0	0	0	0	0	0	3	6		
Chatham	0	0	0	0	2	14	4	12	0	0	0	0	0	0	0	6	12		
Clarke	0	0	0	0	1	3	1	2	0	0	0	0	0	0	0	1	2		
Clay	0	0	0	0	1	7	0	0	0	0	0	0	0	0	0	1	2		
Clayton	0	0	0	0	1	7	1	3	2	4	0	0	0	0	0	2	4		
Cobb	0	0	0	0	0	0	1	3	1	2	0	0	0	0	0	1	2		
Decatur	0	0	0	0	1	7	0	0	1	2	0	0	0	0	0	1	2		
DeKalb	0	0	0	0	0	0	3	9	0	0	0	0	1	100	1	100	4	8	
Douglas	0	0	0	0	0	0	1	3	0	0	0	0	0	0	0	1	2		
Floyd	0	0	0	0	1	7	0	0	1	2	0	0	0	0	0	1	2		
Fulton	0	0	0	0	1	7	1	3	2	4	0	0	0	0	0	2	4		
Gordon	0	0	0	0	1	7	0	0	1	2	0	0	0	0	0	1	2		
Greene	0	0	0	0	0	0	1	3	1	2	0	0	0	0	0	1	2		
Gwinnett	0	0	1	100	2	14	2	6	5	10	0	0	0	0	0	5	10		
Jones	0	0	0	0	0	0	1	3	0	0	0	0	0	0	0	1	2		
Monroe	0	0	0	0	1	7	0	0	1	2	0	0	0	0	0	1	2		
Muscogee	0	0	0	0	0	0	1	3	0	0	0	0	0	0	0	1	2		
Oconee	0	0	0	0	0	0	1	3	1	2	0	0	0	0	0	1	2		
Paulding	0	0	0	0	0	0	1	3	1	2	0	0	0	0	0	1	2		
Polk	0	0	0	0	0	0	1	3	1	2	0	0	0	0	0	1	2		
Richmond	0	0	0	0	1	7	4	12	5	10	0	0	0	0	0	5	10		
Taylor	0	0	0	0	0	0	1	3	1	2	0	0	0	0	0	1	2		
Tift	0	0	0	0	3	9	3	6	0	0	0	0	0	0	0	3	6		
Walker	0	0	0	0	0	0	1	3	1	2	0	0	0	0	0	1	2		
Washington	0	0	0	0	1	7	0	0	1	2	0	0	0	0	0	1	2		
Wilkinson	0	0	0	0	1	7	0	0	1	2	0	0	0	0	0	1	2		
Total reported	0	0	1	100	14	100	34	100	49	100	0	0	1	100	0	1	100	50	100
Percent reported		.0		100.0		100.0		100.0		100.0		.0		.0		100.0		100.0	100.0
Not reported	0		0		0		0		0		0		0		0		0		0
Total	0		1		14		34		49		0		1		0		1		50

Inmate statistical profile

Sample: ACTIVE JUVENILE PRISONERS EXCLUDING JAILS
Active inmates 05/23/2002

Requestor: Statistics

Circ Of Conviction by current age & sex

Circ Of Conviction	Age		M E N				Men		W O M E N				Women		Grand			
	13-14	%	Age	%	Age	%	Age	%	13-14	%	Age	%	Age	%	Total	%	Total	%
Atlanta	0	0	0	0	1	7	1	3	2	4	0	0	0	0	0	0	2	4
Augusta	0	0	0	0	1	7	4	12	5	10	0	0	0	0	0	0	5	10
Chattahoochee	0	0	0	0	0	0	2	6	2	4	0	0	0	0	0	0	2	4
Cherokee	0	0	0	0	1	7	0	0	1	2	0	0	0	0	0	0	1	2
Clayton	0	0	0	0	1	7	1	3	2	4	0	0	0	0	0	0	2	4
Cobb	0	0	0	0	0	0	1	3	1	2	0	0	0	0	0	0	1	2
Eastern	0	0	0	0	2	14	4	12	6	12	0	0	0	0	0	0	6	12
Gwinnett	0	0	1	100	2	14	2	6	5	10	0	0	0	0	0	0	5	10
Lookout Mountain	0	0	0	0	0	0	1	3	1	2	0	0	0	0	0	0	1	2
Macon	0	0	0	0	0	0	3	9	3	6	0	0	0	0	0	0	3	6
Middle	0	0	0	0	1	7	0	0	1	2	0	0	0	0	0	0	1	2
Ocmulgee	0	0	0	0	1	7	3	9	4	8	0	0	0	0	0	0	4	8
Pataula	0	0	0	0	1	7	0	0	1	2	0	0	0	0	0	0	1	2
Piedmont	0	0	0	0	0	0	1	3	1	2	0	0	0	0	0	0	1	2
Rome	0	0	0	0	1	7	0	0	1	2	0	0	0	0	0	0	1	2
South Georgia	0	0	0	0	1	7	0	0	1	2	0	0	0	0	0	0	1	2
Stone Mountain	0	0	0	0	0	0	3	9	3	6	0	0	0	0	1	100	4	8
Tallapoosa	0	0	0	0	0	0	2	6	2	4	0	0	0	0	0	0	2	4
Tifton	0	0	0	0	0	0	3	9	3	6	0	0	0	0	0	0	3	6
Western	0	0	0	0	0	0	2	6	2	4	0	0	0	0	0	0	2	4
Douglas	0	0	0	0	0	0	1	3	1	2	0	0	0	0	0	0	1	2
Towaliga	0	0	0	0	1	7	0	0	1	2	0	0	0	0	0	0	1	2
Total reported	0	0	1	100	14	100	34	100	49	100	0	0	0	0	1	100	50	100
Percent reported		.0		100.0		100.0		100.0		100.0		.0		.0		100.0		100.0
Not reported	0		0		0		0		0		0		0		0		0	
Total	0		1		14		34		49		0		0		1		50	

Inmate statistical profile

Sample: ACTIVE JUVENILE PRISONERS EXCLUDING JAILS
Active inmates 05/23/2002

Requestor: Statistics

Home County by current age & sex

Home County	M E N						W O M E N						Grand Total	%						
	Age 13-14	Age % 15-15	Age % 16-16	Age % 17-17	Men % Total	Age 13-14	Age % 15-15	Age % 16-16	Age % 17-17	Women % Total										
Baldwin	0	0	0	0	1	3	1	2	0	0	0	0	0	0	0	1	2			
Berrien	0	0	0	0	1	3	1	2	0	0	0	0	0	0	0	1	2			
Bibb	0	0	0	0	1	8	3	10	4	9	0	0	0	0	0	4	9			
Calhoun	0	0	0	0	1	8	0	0	1	2	0	0	0	0	0	1	2			
Carroll	0	0	0	0	1	8	0	0	1	2	0	0	0	0	0	1	2			
Catoosa	0	0	0	0	1	8	0	0	1	2	0	0	0	0	0	1	2			
Chatham	0	0	0	0	2	17	4	13	6	14	0	0	0	0	0	6	14			
Clarke	0	0	0	0	0	0	1	3	1	2	0	0	0	0	0	1	2			
Clayton	0	0	0	0	0	0	2	7	2	5	0	0	0	0	0	2	5			
Cobb	0	0	0	0	0	0	2	7	2	5	0	0	0	0	0	2	5			
Decatur	0	0	0	0	1	8	0	0	1	2	0	0	0	0	0	1	2			
DeKalb	0	0	0	0	0	0	1	3	1	2	0	0	0	0	0	1	2			
Floyd	0	0	0	0	1	8	0	0	1	2	0	0	0	0	0	1	2			
Fulton	0	0	0	0	1	8	3	10	4	9	0	0	0	0	0	4	9			
Greene	0	0	0	0	0	0	1	3	1	2	0	0	0	0	0	1	2			
Gwinnett	0	0	1	100	1	8	1	3	3	7	0	0	0	0	0	3	7			
Henry	0	0	0	0	0	0	0	0	0	0	0	0	1	100	1	100	1	2		
Jones	0	0	0	0	0	0	1	3	1	2	0	0	0	0	0	1	2			
Muscogee	0	0	0	0	0	0	1	3	1	2	0	0	0	0	0	1	2			
Paulding	0	0	0	0	0	0	1	3	1	2	0	0	0	0	0	1	2			
Polk	0	0	0	0	0	0	1	3	1	2	0	0	0	0	0	1	2			
Richmond	0	0	0	0	1	8	3	10	4	9	0	0	0	0	0	4	9			
Tift	0	0	0	0	0	0	2	7	2	5	0	0	0	0	0	2	5			
Walker	0	0	0	0	0	0	1	3	1	2	0	0	0	0	0	1	2			
Washington	0	0	0	0	1	8	0	0	1	2	0	0	0	0	0	1	2			
Total reported	0	0	1	100	12	100	30	100	43	100	0	0	1	100	0	1	100	44	100	
Percent reported		.0		100.0		85.7		88.2		87.8		.0		.0		100.0		.0	100.0	88.0
Not reported	0		0		2		4		6		0		0		0		0		6	
Total	0		1		14		34		49		0		1		0		1		50	

Prison Sentence In Years by current age & sex

Sentence In Years	M E N						W O M E N						Grand										
	Age 13-14	%	Age 15-15	%	Age 16-16	%	Age 17-17	%	Men Total	%	Age 13-14	%	Age 15-15	%	Age 16-16	%	Age 17-17	%	Women Total	%	Total	%	
0-1	0	0	0	0	0	0	0	0	0	0	0	0	0	0	0	0	0	0	0	0	0	0	
1.1-2	0	0	0	0	0	0	1	3	1	2	0	0	0	0	0	0	0	0	0	0	0	1	2
2.1-3	0	0	0	0	0	0	0	0	0	0	0	0	0	0	0	0	0	0	0	0	0	0	0
3.1-4	0	0	0	0	0	0	0	0	0	0	0	0	0	0	0	0	0	0	0	0	0	0	0
4.1-5	0	0	0	0	0	0	0	0	0	0	0	0	0	0	0	0	0	0	0	0	0	0	0
5.1-6	0	0	0	0	0	0	0	0	0	0	0	0	0	0	0	0	0	0	0	0	0	0	0
6.1-7	0	0	0	0	1	7	0	0	1	2	0	0	0	0	0	0	0	0	0	0	0	1	2
7.1-8	0	0	0	0	0	0	0	0	0	0	0	0	0	0	0	0	0	0	0	0	0	0	0
8.1-9	0	0	0	0	0	0	0	0	0	0	0	0	0	0	0	0	0	0	0	0	0	0	0
9.1-10	0	0	0	0	0	0	0	0	0	0	0	0	0	0	0	0	0	0	0	0	0	0	0
10.1-12	0	0	1	100	9	64	13	38	23	47	0	0	0	0	1	100	0	0	1	100	24	48	
12.1-15	0	0	0	0	1	7	6	18	7	14	0	0	0	0	0	0	0	0	0	0	7	14	
15.1-20	0	0	0	0	2	14	2	6	4	8	0	0	0	0	0	0	0	0	0	0	4	8	
20.1-OVER	0	0	0	0	1	7	7	21	8	16	0	0	0	0	0	0	0	0	0	0	8	16	
LIFE	0	0	0	0	0	0	5	15	5	10	0	0	0	0	0	0	0	0	0	0	5	10	
DEATH	0	0	0	0	0	0	0	0	0	0	0	0	0	0	0	0	0	0	0	0	0	0	0
LIFE W/O PAROLE	0	0	0	0	0	0	0	0	0	0	0	0	0	0	0	0	0	0	0	0	0	0	0
YOUTHFUL OFFENDERS	0	0	0	0	0	0	0	0	0	0	0	0	0	0	0	0	0	0	0	0	0	0	0
Total reported	0	0	1	100	14	100	34	100	49	100	0	0	0	0	1	100	0	0	1	100	50	100	
Percent reported		.0		100.0		100.0		100.0		100.0		.0		.0		100.0		.0		100.0		100.0	
NOT REPORTED	0		0		0		0		0		0		0		0		0		0		0		0
Total	0		1		14		34		49		0		0		1		0		1		50		50
AVG EXCLUDING LIFE, DEATH, YO	.00		10.01		11.51		14.11		13.19		.00		.00		10.01		.00		10.01		13.12		13.12
AVG INCLUDING LIFE=21, YO=3 YRS	.00		10.01		11.51		15.13		13.99		.00		.00		10.01		.00		10.01		13.91		13.91

Inmate statistical profile

Sample: ACTIVE JUVENILE PRISONERS EXCLUDING JAILS
Active inmates 05/23/2002

Requestor: Statistics

Probation To Follow Prison by current age & sex

Prob After Prison	M E N								W O M E N								Grand Total %			
	Age 13-14 %	Age 15-15 %	Age 16-16 %	Age 17-17 %	Men %		Age 13-14 %	Age 15-15 %	Age 16-16 %	Age 17-17 %	Women %									
PROBATION TO FOLLOW	0	0	1	100	7	50	10	29	18	37	0	0	0	0	0	0	0	0	18	36
NO PROBATION	0	0	0	0	7	50	24	71	31	63	0	0	0	0	1	100	0	0	32	64
Total reported	0	0	1	100	14	100	34	100	49	100	0	0	0	0	1	100	0	0	50	100
Percent reported		.0		100.0		100.0		100.0		100.0		.0		.0		100.0		.0		100.0
NOT REPORTED	0		0		0		0		0		0		0		0		0		0	
Total	0		1		14		34		49		0		0		1		0		50	

Inmate statistical profile

Sample: ACTIVE JUVENILE PRISONERS EXCLUDING JAILS
Active inmates 05/23/2002

Requestor: Statistics

Admission Type by current age & sex

Admission Type	Age		M E N				Men		W O M E N				Women	Grand								
	13-14	%	15-15	%	16-16	%	17-17	%	Total	%	13-14	%	15-15	%	16-16	%	17-17	%	Total	%		
COMMITTED FROM COURT	0	0	1	100	14	100	34	100	49	100	0	0	0	0	1	100	0	0	1	100	50	100
RETURN APPEAL/BOND	0	0	0	0	0	0	0	0	0	0	0	0	0	0	0	0	0	0	0	0	0	0
PAROLE REV/NEW SENT	0	0	0	0	0	0	0	0	0	0	0	0	0	0	0	0	0	0	0	0	0	0
PAR REV/NO NEW SENT	0	0	0	0	0	0	0	0	0	0	0	0	0	0	0	0	0	0	0	0	0	0
PROB VIOL/TOTAL REV	0	0	0	0	0	0	0	0	0	0	0	0	0	0	0	0	0	0	0	0	0	0
PROB VIOL/PARTIAL	0	0	0	0	0	0	0	0	0	0	0	0	0	0	0	0	0	0	0	0	0	0
ADMIT FM OTHER CUST	0	0	0	0	0	0	0	0	0	0	0	0	0	0	0	0	0	0	0	0	0	0
SHOCK INCARCERATION	0	0	0	0	0	0	0	0	0	0	0	0	0	0	0	0	0	0	0	0	0	0
PROB REV/REMAINDER	0	0	0	0	0	0	0	0	0	0	0	0	0	0	0	0	0	0	0	0	0	0
NEW SENT/PAR REV PND	0	0	0	0	0	0	0	0	0	0	0	0	0	0	0	0	0	0	0	0	0	0
LIFE W/O PAROLE	0	0	0	0	0	0	0	0	0	0	0	0	0	0	0	0	0	0	0	0	0	0
PAROLE REV BOOT CAMP	0	0	0	0	0	0	0	0	0	0	0	0	0	0	0	0	0	0	0	0	0	0
PAR REV/RSN UNKNOWN	0	0	0	0	0	0	0	0	0	0	0	0	0	0	0	0	0	0	0	0	0	0
PROBATION/PAROLE REV	0	0	0	0	0	0	0	0	0	0	0	0	0	0	0	0	0	0	0	0	0	0
PB PAROLE RESCINDED	0	0	0	0	0	0	0	0	0	0	0	0	0	0	0	0	0	0	0	0	0	0
PROB REVOC/SPEC COND	0	0	0	0	0	0	0	0	0	0	0	0	0	0	0	0	0	0	0	0	0	0
PAR REV/REVOC CENTER	0	0	0	0	0	0	0	0	0	0	0	0	0	0	0	0	0	0	0	0	0	0
INFORMATION ONLY	0	0	0	0	0	0	0	0	0	0	0	0	0	0	0	0	0	0	0	0	0	0
INCOMPLETE SENT PKG	0	0	0	0	0	0	0	0	0	0	0	0	0	0	0	0	0	0	0	0	0	0
HANCOCK REVOC CENTER	0	0	0	0	0	0	0	0	0	0	0	0	0	0	0	0	0	0	0	0	0	0
WHITWORTH DETENTION	0	0	0	0	0	0	0	0	0	0	0	0	0	0	0	0	0	0	0	0	0	0
DCYS AT RISK	0	0	0	0	0	0	0	0	0	0	0	0	0	0	0	0	0	0	0	0	0	0
OTHER	0	0	0	0	0	0	0	0	0	0	0	0	0	0	0	0	0	0	0	0	0	0
Total reported	0	0	1	100	14	100	34	100	49	100	0	0	0	0	1	100	0	0	1	100	50	100
Percent reported			.0	100.0	100.0	100.0	100.0	100.0			.0		.0	100.0		.0	100.0			100.0	100.0	
UNKNOWN	0		0		0		0		0		0		0		0		0		0		0	
Total	0		1		14		34		49		0		0		1		0		1		50	

Inmate statistical profile

Sample: ACTIVE JUVENILE PRISONERS EXCLUDING JAILS
Active inmates 05/23/2002

Requestor: Statistics

Release Type by current age & sex

Release Type	M E N					W O M E N					Grand Total %
	Age 13-14 %	Age 15-15 %	Age 16-16 %	Age 17-17 %	Men Total %	Age 13-14 %	Age 15-15 %	Age 16-16 %	Age 17-17 %	Women Total %	
Active	0 0	1 100	14 100	34 100	49 100	0 0	0 0	1 100	0 0	1 100	50 100
Total	0	1	14	34	49	0	0	1	0	1	50

Inmate statistical profile

Sample: ACTIVE JUVENILE PRISONERS EXCLUDING JAILS
Active inmates 05/23/2002

Requestor: Statistics

Inst By Group by current age & sex

Inst By Group	M E N						W O M E N						Grand Total %
	Age 13-14 %	Age 15-15 %	Age 16-16 %	Age 17-17 %	Men Total %	Age 13-14 %	Age 15-15 %	Age 16-16 %	Age 17-17 %	Women Total %			
County jails	0 0	0 0	0 0	0 0	0 0	0 0	0 0	0 0	0 0	0 0	0 0	0 0	0 0
Transitional centers	0 0	0 0	0 0	0 0	0 0	0 0	0 0	0 0	0 0	0 0	0 0	0 0	0 0
County camps	0 0	0 0	0 0	0 0	0 0	0 0	0 0	0 0	0 0	0 0	0 0	0 0	0 0
Inmate boot camps	0 0	0 0	0 0	0 0	0 0	0 0	0 0	0 0	0 0	0 0	0 0	0 0	0 0
State prisons	0 0	1 100	14 100	34 100	49 100	0 0	0 0	1 100	0 0	1 100	0 0	1 100	50 100
Private prisons	0 0	0 0	0 0	0 0	0 0	0 0	0 0	0 0	0 0	0 0	0 0	0 0	0 0
Other	0 0	0 0	0 0	0 0	0 0	0 0	0 0	0 0	0 0	0 0	0 0	0 0	0 0
Total reported	0 0	1 100	14 100	34 100	49 100	0 0	0 0	1 100	0 0	1 100	0 0	1 100	50 100
Percent reported	.0	100.0	100.0	100.0	100.0	.0	.0	100.0	.0	100.0	.0	100.0	100.0
Not reported	0	0	0	0	0	0	0	0	0	0	0	0	0
Total	0	1	14	34	49	0	0	1	0	1	0	1	50

Inmate statistical profile

Sample: ACTIVE JUVENILE PRISONERS EXCLUDING JAILS
Active inmates 05/23/2002

Requestor: Statistics

Institution by current age & sex

Institution	M E N				W O M E N				Grand Total %		
	Age 13-14 %	Age 15-15 %	Age 16-16 %	Age 17-17 %	Men Total %	Age 13-14 %	Age 15-15 %	Age 16-16 %		Age 17-17 %	Women Total %
Arrendale Prison	0 0	1 100	14 100	34 100	49 100	0 0	0 0	0 0	0 0	0 0	49 98
Pulaski Womens Pris	0 0	0 0	0 0	0 0	0 0	0 0	0 0	0 0	1 100	0 0	1 2
Total reported	0 0	1 100	14 100	34 100	49 100	0 0	0 0	1 100	0 0	1 100	50 100
Percent reported	.0	100.0	100.0	100.0	100.0	.0	.0	100.0	.0	100.0	100.0
Not Reported	0	0	0	0	0	0	0	0	0	0	0
Total	0	1	14	34	49	0	0	1	0	1	50

Inmate statistical profile

Sample: ACTIVE JUVENILE PRISONERS EXCLUDING JAILS
Active inmates 05/23/2002

Requestor: Statistics

Misdemeanors And Felonies by current age & sex

Crime Type	Age		M E N				Age		W O M E N				Women		Grand					
	13-14	%	15-15	%	16-16	%	17-17	%	Total	%	13-14	%	15-15	%	16-16	%	17-17	%	Total	%
MISDEMEANOR	0	0	0	0	0	0	0	0	0	0	0	0	0	0	0	0	0	0	0	0
FELONY	0	0	1	100	14	100	34	100	49	100	0	0	0	0	1	100	0	0	1	100
Total reported	0	0	1	100	14	100	34	100	49	100	0	0	0	0	1	100	0	0	1	100
Percent reported		.0		100.0		100.0		100.0		100.0		.0		.0		100.0		.0		100.0
NOT REPORTED	0		0		0		0		0		0		0		0		0		0	
Total	0		1		14		34		49		0		0		1		0		1	

Inmate statistical profile

Sample: ACTIVE JUVENILE PRISONERS EXCLUDING JAILS
Active inmates 05/23/2002

Requestor: Statistics

Crimes By Group by current age & sex

Crimes By Group	M E N								W O M E N								Grand					
	Age 13-14	%	Age 15-15	%	Age 16-16	%	Age 17-17	%	Men Total	%	Age 13-14	%	Age 15-15	%	Age 16-16	%	Age 17-17	%	Women Total	%	Total	%
HOMICIDE	0	0	0	0	1	7	5	15	6	12	0	0	0	0	0	0	0	0	0	0	6	12
ABORTION	0	0	0	0	0	0	0	0	0	0	0	0	0	0	0	0	0	0	0	0	0	0
BODILY INJRY&REL OFF	0	0	0	0	0	0	4	12	4	8	0	0	0	0	0	0	0	0	0	0	4	8
ARSON & REL OFF	0	0	0	0	0	0	0	0	0	0	0	0	0	0	0	0	0	0	0	0	0	0
DAMAGE OF PROPERTY	0	0	0	0	0	0	0	0	0	0	0	0	0	0	0	0	0	0	0	0	0	0
BURGLARY & REL OFF	0	0	0	0	0	0	0	0	0	0	0	0	0	0	0	0	0	0	0	0	0	0
FORGERY & REL OFF	0	0	0	0	0	0	0	0	0	0	0	0	0	0	0	0	0	0	0	0	0	0
THEFT	0	0	0	0	0	0	0	0	0	0	0	0	0	0	0	0	0	0	0	0	0	0
ROBBERY	0	0	0	0	8	57	20	59	28	57	0	0	0	0	1	100	0	0	1	100	29	58
SEXUAL OFFENSES	0	0	1	100	5	36	5	15	11	22	0	0	0	0	0	0	0	0	0	0	11	22
OBSCENITY CRIMES	0	0	0	0	0	0	0	0	0	0	0	0	0	0	0	0	0	0	0	0	0	0
TREASON & REL OFF	0	0	0	0	0	0	0	0	0	0	0	0	0	0	0	0	0	0	0	0	0	0
CRIMES INVOLVNG GOVT	0	0	0	0	0	0	0	0	0	0	0	0	0	0	0	0	0	0	0	0	0	0
FALSIFICATIONS	0	0	0	0	0	0	0	0	0	0	0	0	0	0	0	0	0	0	0	0	0	0
OBSTRUCT LAW ENFORCE	0	0	0	0	0	0	0	0	0	0	0	0	0	0	0	0	0	0	0	0	0	0
DISORDERLY CONDUCT	0	0	0	0	0	0	0	0	0	0	0	0	0	0	0	0	0	0	0	0	0	0
GAMBLING & REL OFF	0	0	0	0	0	0	0	0	0	0	0	0	0	0	0	0	0	0	0	0	0	0
CRUELTY TO CHILDREN	0	0	0	0	0	0	0	0	0	0	0	0	0	0	0	0	0	0	0	0	0	0
CRIMES WITH GUNS	0	0	0	0	0	0	0	0	0	0	0	0	0	0	0	0	0	0	0	0	0	0
INVASION PRIVACY	0	0	0	0	0	0	0	0	0	0	0	0	0	0	0	0	0	0	0	0	0	0
RACKETEERING	0	0	0	0	0	0	0	0	0	0	0	0	0	0	0	0	0	0	0	0	0	0
DRUG ABUSE OFFENSES	0	0	0	0	0	0	0	0	0	0	0	0	0	0	0	0	0	0	0	0	0	0
DRUG TRAFFICKING	0	0	0	0	0	0	0	0	0	0	0	0	0	0	0	0	0	0	0	0	0	0
AUTO CRIMES	0	0	0	0	0	0	0	0	0	0	0	0	0	0	0	0	0	0	0	0	0	0
REVENUE & CONTRABAND	0	0	0	0	0	0	0	0	0	0	0	0	0	0	0	0	0	0	0	0	0	0
CRIMES OF OTH STATES	0	0	0	0	0	0	0	0	0	0	0	0	0	0	0	0	0	0	0	0	0	0
MISC. FELONIES	0	0	0	0	0	0	0	0	0	0	0	0	0	0	0	0	0	0	0	0	0	0
MISDEMEANORS	0	0	0	0	0	0	0	0	0	0	0	0	0	0	0	0	0	0	0	0	0	0
Total reported	0	0	1	100	14	100	34	100	49	100	0	0	0	0	1	100	0	0	1	100	50	100
Percent reported		.0		100.0		100.0		100.0		100.0		.0		.0		100.0		.0		100.0		100.0
NOT REPORTED	0		0		0		0		0		0		0		0		0		0		0	
Total	0		1		14		34		49		0		0		1		0		1		50	

Inmate statistical profile

Sample: ACTIVE JUVENILE PRISONERS EXCLUDING JAILS
Active inmates 05/23/2002

Requestor: Statistics

Most Serious Offense by current age & sex

Most Serious Offense	M E N					W O M E N					Grand Total %	
	Age 13-14 %	Age 15-15 %	Age 16-16 %	Age 17-17 %	Men Total %	Age 13-14 %	Age 15-15 %	Age 16-16 %	Age 17-17 %	Women Total %		
Misdemeanors												

FELONIES												

MURDER	0 0	0 0	0 0	2 6	2 4	0 0	0 0	0 0	0 0	0 0	2 4	
VOLUNTARY MANSLAUGHT	0 0	0 0	1 7	3 9	4 8	0 0	0 0	0 0	0 0	0 0	4 8	
KIDNAPPING	0 0	0 0	0 0	4 12	4 8	0 0	0 0	0 0	0 0	0 0	4 8	
ARMED ROBBERY	0 0	0 0	8 57	20 59	28 57	0 0	0 0	1 100	0 0	1 100	29 58	
RAPE	0 0	1 100	2 14	5 15	8 16	0 0	0 0	0 0	0 0	0 0	8 16	
AGGRAV CHILD MOLESTA	0 0	0 0	3 21	0 0	3 6	0 0	0 0	0 0	0 0	0 0	3 6	
NONPYMT AGR NVL STOR	0 0	1 100	7 50	10 29	18 37	0 0	0 0	0 0	0 0	0 0	18 36	
CRMNL SOLICITATION	0 0	0 0	7 50	24 71	31 63	0 0	0 0	1 100	0 0	1 100	32 64	

Total reported	0 0	2 100	28 100	68 100	98 100	0 0	0 0	2 100	0 0	2 100	100 100	
Percent reported	.0	100.0	100.0	100.0	100.0	.0	.0	100.0	.0	100.0	100.0	
NOT REPORTED	0	0	0	0	0	0	0	0	0	0	0	

Total	0	1	14	34	49	0	0	1	0	1	50	

Inmate statistical profile

Sample: ACTIVE JUVENILE PRISONERS EXCLUDING JAILS
Active inmates 05/23/2002

Requestor: Statistics

Most Serious Crime Type by current age & sex

Crime Type	Age		M E N				Men		W O M E N				Women	Grand									
	13-14	%	15-15	%	16-16	%	17-17	%	Total	%	13-14	%	15-15	%	16-16	%	17-17	%	Total	%			
VIOL/PERSN	0	0	0	0	9	64	29	85	38	78	0	0	0	0	1	100	0	0	1	100	39	78	
NVIOL/PERS	0	0	0	0	0	0	0	0	0	0	0	0	0	0	0	0	0	0	0	0	0	0	
PROPERTY	0	0	0	0	0	0	0	0	0	0	0	0	0	0	0	0	0	0	0	0	0	0	
DRUG SALES	0	0	0	0	0	0	0	0	0	0	0	0	0	0	0	0	0	0	0	0	0	0	
DRUG POSSN	0	0	0	0	0	0	0	0	0	0	0	0	0	0	0	0	0	0	0	0	0	0	
ALCOHOL	0	0	0	0	0	0	0	0	0	0	0	0	0	0	0	0	0	0	0	0	0	0	
HABIT/DUI	0	0	0	0	0	0	0	0	0	0	0	0	0	0	0	0	0	0	0	0	0	0	
SEX OFFEND	0	0	1	100	5	36	5	15	11	22	0	0	0	0	0	0	0	0	0	0	0	11	22
OTHER	0	0	0	0	0	0	0	0	0	0	0	0	0	0	0	0	0	0	0	0	0	0	0
Total reported	0	0	1	100	14	100	34	100	49	100	0	0	0	0	1	100	0	0	1	100	50	100	
Percent reported			.0	100.0	100.0	100.0	100.0	100.0	100.0	100.0			.0	.0	100.0		.0	100.0		100.0	100.0	100.0	
NOT REPORTED	0		0		0		0		0		0		0		0		0		0		0		0
Total	0		1		14		34		49		0		0		1		0		1		50		50