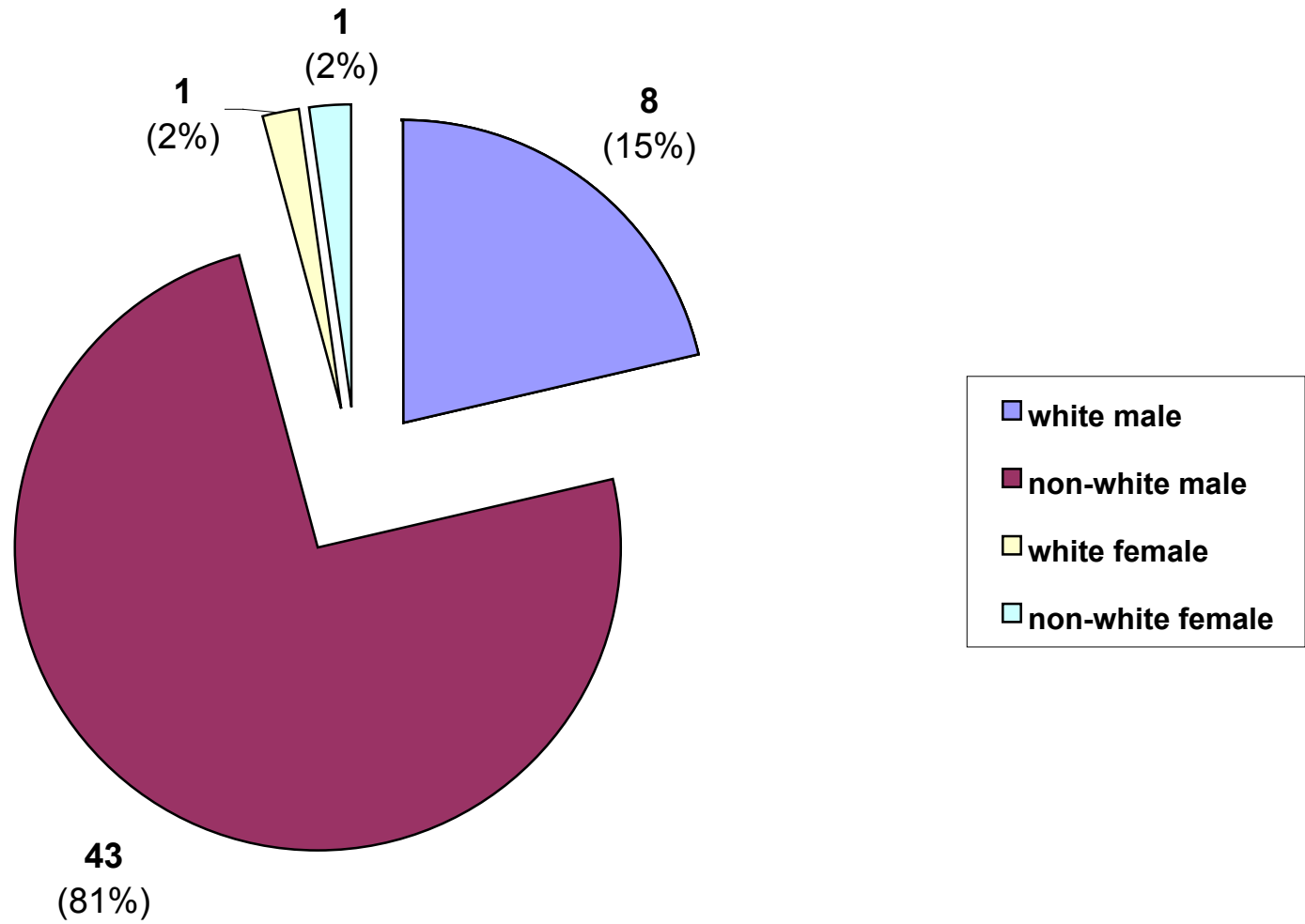
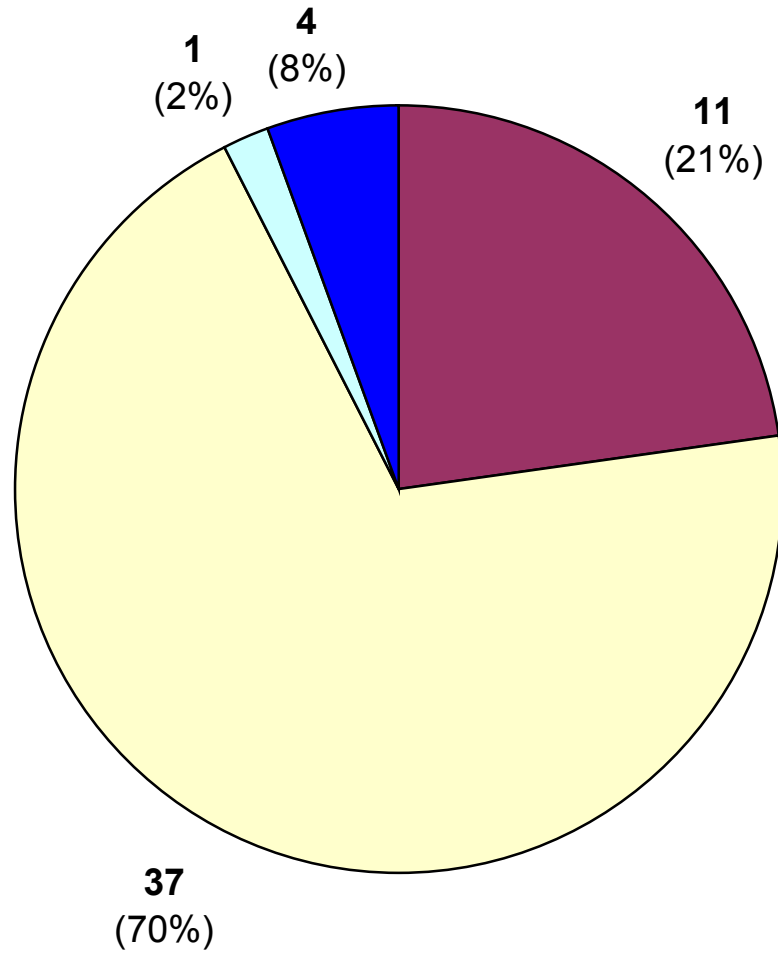


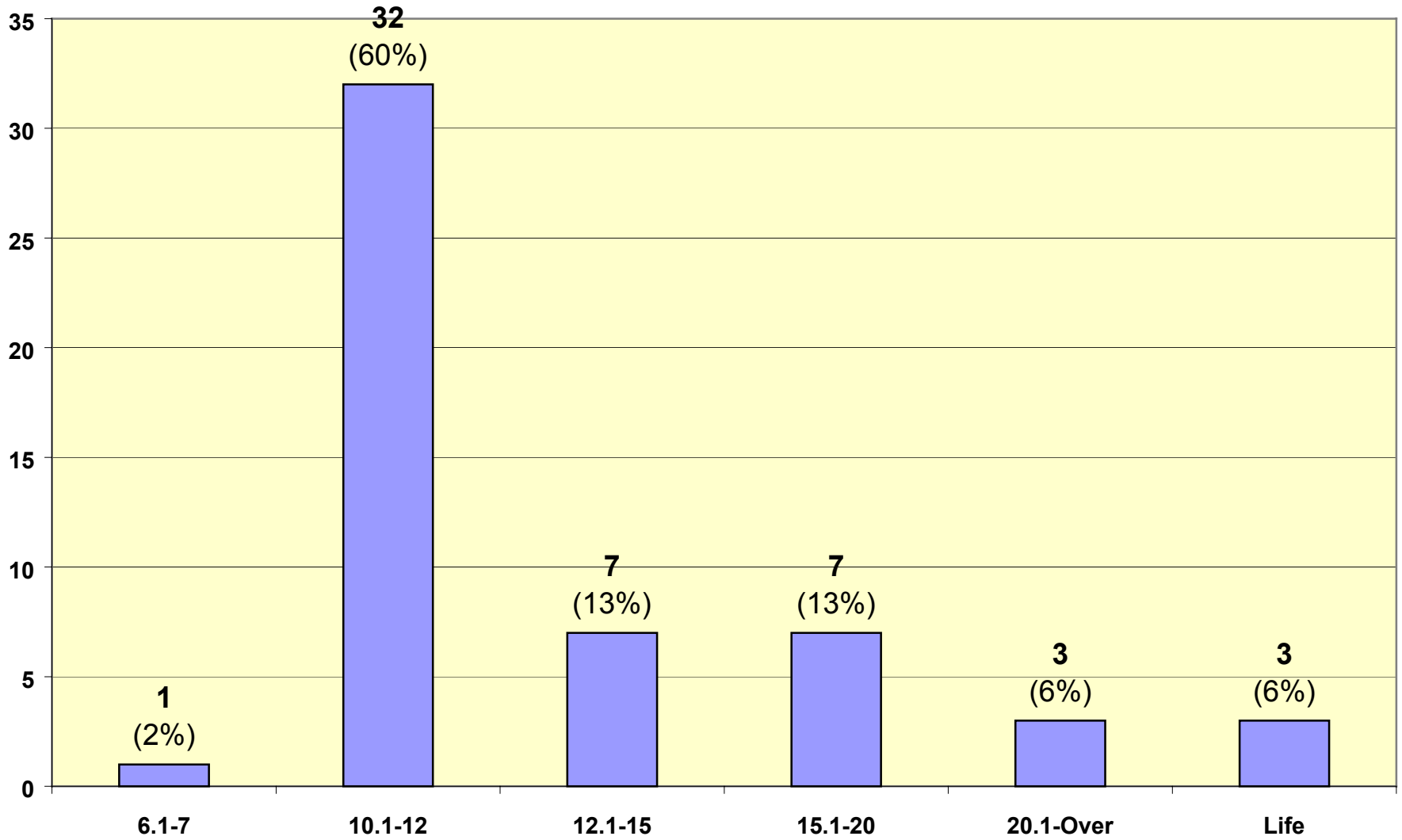
### Active Juveniles Sentenced as Adults by Race & Gender



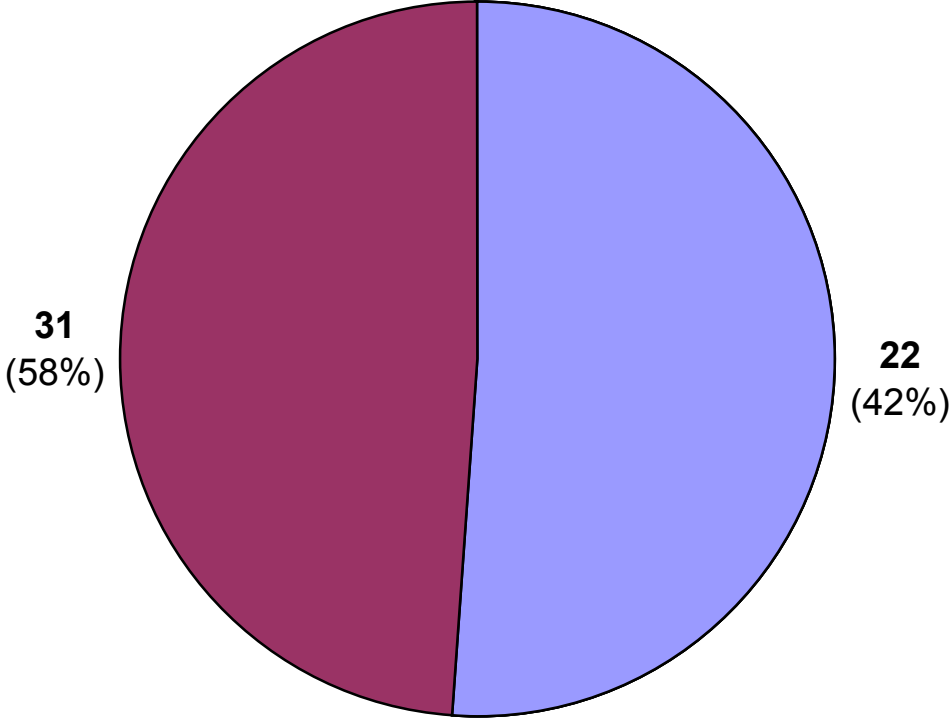
### Active Juveniles Sentenced as Adults by Security Levels



**Active Juveniles Sentenced as Adults by Sentence Length**

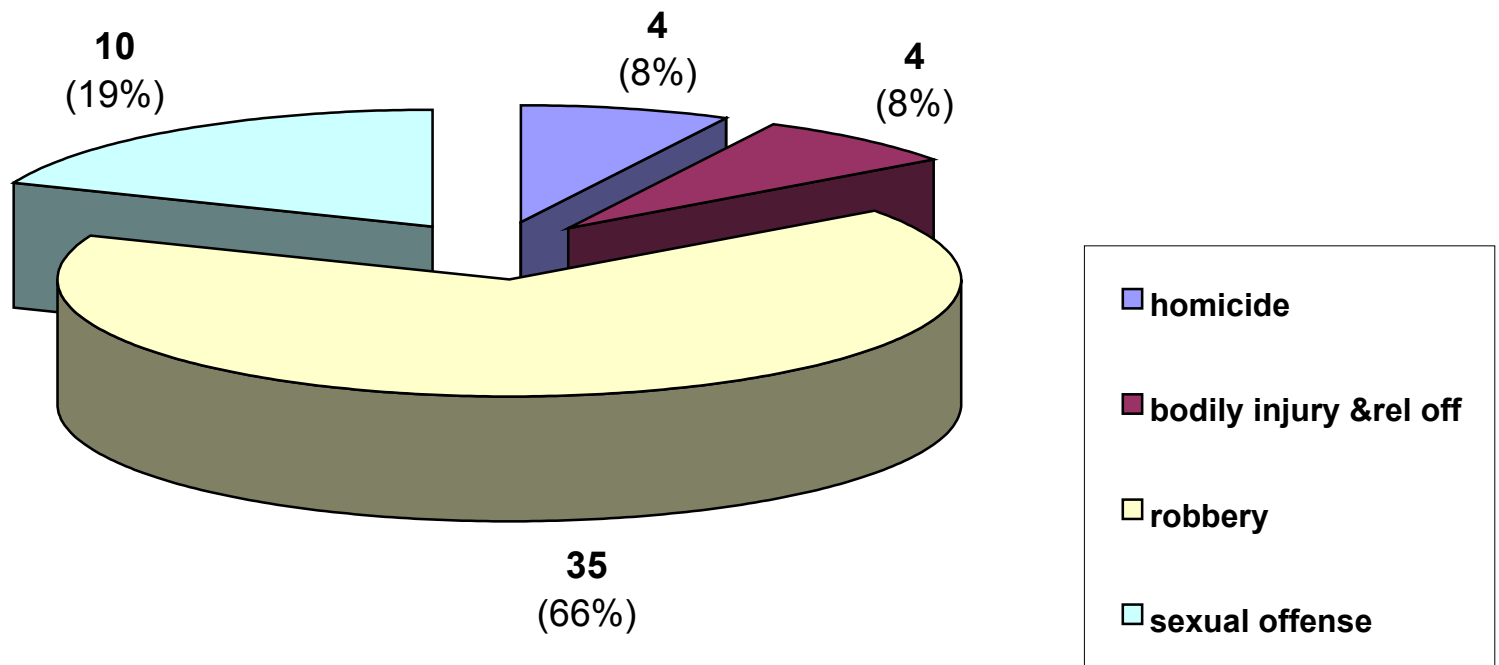


**Active Juveniles Sentenced as Adults with Probation to Follow Prison**

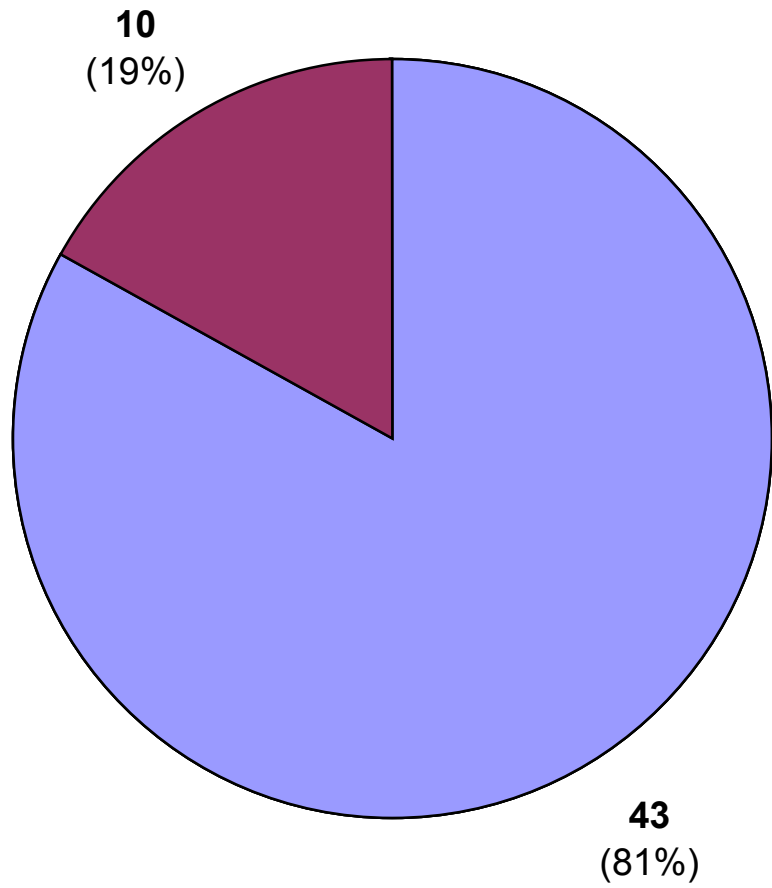


■ Probation to Follow      ■ No Probation

### Active Juveniles Sentenced as Adults by Crime Group



### Active Juveniles Sentenced as Adults by Crime Type



Inmate statistical profile  
TABLE OF CONTENTS FOR ACTIVE JUVENILE PRISONERS EXCLUDING JAILS

Title	PAGE
-----	----
RACE AND SEX.....	2
Culture Fair IQ Scores.....	3
Self-Rpt Socioeconomic Class.....	4
Self-Rpt Environment To Age 16.....	5
Self-Rpt Education Level.....	6
Functional Reading Level (WRAT Scores)..	7
Functional Math Level (WRAT Scores)....	8
Functional Spelling Level (WRAT Scores)..	9
Self-Rpt Guardian Status To Age 16.....	10
Self-Rpt Employment Status Before Prison	11
Self-Rpt Marital Status At Admission...	12
Self-Rpt Number Of Children At Admission	13
Self-Rpt Religious Affiliation.....	14
Self-Rpt Family Behavior Patterns *.....	15
Inmate Diagnostic Behavior Problem *....	16
Physical Profile (General Condition)....	17
Security Status.....	18
Number Of Sentences.....	19
Number Of Disciplinarys.....	20
Number Of Escapes.....	21
Number Of Prior Georgia Incarcerations *	22
Number Of Transfers.....	23
County Of Conviction.....	24
Circ Of Conviction.....	25
Home County.....	26
Prison Sentence In Years.....	27
Probation To Follow Prison.....	28
Admission Type.....	29
Release Type.....	30
Inst By Group.....	31
Institution.....	32
Misdemeanors And Felonies.....	33
Crimes By Group.....	34
Most Serious Offense.....	35
Most Serious Crime Type.....	36

Inmate statistical profile

Sample: ACTIVE JUVENILE PRISONERS EXCLUDING JAILS  
Active inmates 06/16/2003

Requestor: Statistics

RACE AND SEX by current age & sex

RACE AND SEX	M E N						W O M E N						Grand Total %				
	Age  13-14	Age % 15-15	Age % 16-16	Age % 17-17	Men % Total	%	Age  13-14	Age % 15-15	Age % 16-16	Age % 17-17	Women % Total	%					
WHITE MALE	0	0	2	14	6	19	8	16	0	0	0	0	0	0	0	8	15
NON WHITE MALE	0	0	5	100	12	86	26	81	43	84	0	0	0	0	0	43	81
WHITE FEMALE	0	0	0	0	0	0	0	0	0	0	0	0	0	1	50	1	2
NON WHITE FEMALE	0	0	0	0	0	0	0	0	0	0	0	0	0	1	50	1	2
Total reported	0	0	5	100	14	100	32	100	51	100	0	0	0	2	100	2	100
Percent reported		.0	100.0	100.0	100.0	100.0			.0		.0		.0	100.0	100.0		100.0
NOT REPORTED	0		0		0		0		0		0		0		0		0
Total	0		5		14		32		51		0		0		2		53
AVERAGE AGE	.00		15.00		16.00		17.00		16.53		.00		.00		.00		17.00



Inmate statistical profile

Sample: ACTIVE JUVENILE PRISONERS EXCLUDING JAILS  
Active inmates 06/16/2003

Requestor: Statistics

Culture Fair IQ Scores by current age & sex

IQ Score	M E N					W O M E N					Grand Total %	
	Age 13-14	Age %15-15	Age %16-16	Age %17-17	Men %Total	Age 13-14	Age %15-15	Age %16-16	Age %17-17	Women %Total		
LESS THAN 70	0	0	0	0	0	0	0	0	0	0	0	0
70 AND UP	0	5	13	30	48	0	0	0	0	0	0	48
Total reported	0	5	13	30	48	0	0	0	0	0	0	48
Percent reported		.0	100.0	92.9	93.8	94.1	.0	.0	.0	.0	.0	90.6
NOT REPORTED	0	0	1	2	3	0	0	0	2	2	5	
Total	0	5	14	32	51	0	0	0	2	2	53	
AVERAGE IQ	.00	93.00	95.69	94.90	94.92	.00	.00	.00	.00	.00	94.92	

Inmate statistical profile

Sample: ACTIVE JUVENILE PRISONERS EXCLUDING JAILS  
Active inmates 06/16/2003

Requestor: Statistics

Self-Rpt Socioeconomic Class by current age & sex

Socioeconomic Class	M E N						W O M E N						Grand Total %							
	Age 13-14	Age %15-15	Age %16-16	Age %17-17	Men %Total	%	Age 13-14	Age %15-15	Age %16-16	Age %17-17	Women %Total	%								
WELFARE	0	0	3	60	3	21	4	13	10	20	0	0	0	0	0	0	0	0	10	19
OCC EMPLOY	0	0	0	0	0	0	0	0	0	0	0	0	0	0	0	0	0	0	0	0
MINIMUM STD	0	0	1	20	4	29	8	26	13	26	0	0	0	0	0	0	0	0	13	25
MIDDLE	0	0	1	20	7	50	19	61	27	54	0	0	0	0	2	100	2	100	29	56
OTHER	0	0	0	0	0	0	0	0	0	0	0	0	0	0	0	0	0	0	0	0
Total reported	0	0	5	100	14	100	31	100	50	100	0	0	0	0	2	100	2	100	52	100
Percent reported		.0	100.0		100.0		96.9		98.0		.0		.0		.0	100.0		100.0		98.1
NOT RPTD	0		0		0		1		1		0		0		0		0		1	
Total	0		5		14		32		51		0		0		2		2		53	

Inmate statistical profile

Sample: ACTIVE JUVENILE PRISONERS EXCLUDING JAILS  
Active inmates 06/16/2003

Requestor: Statistics

Self-Rpt Environment To Age 16 by current age & sex

Environment	M E N					W O M E N					Grand Total %	
	Age 13-14	Age %15-15	Age %16-16	Age %17-17	Men %Total	Age 13-14	Age %15-15	Age %16-16	Age %17-17	Women %Total		
RURAL/FARM	0	0	0	0	0	0	0	0	0	0	0	0
RURAL/NFARM	0	0	1	1	2	0	0	0	0	0	0	0
S.M.S.A	0	4	7	12	23	0	0	0	0	0	0	23
URBAN	0	0	1	7	8	0	0	0	0	0	0	8
SMALL TOWN	0	1	5	11	17	0	0	0	2	2	2	19
OTHER	0	0	0	0	0	0	0	0	0	0	0	0
Total reported	0	5	14	31	50	0	0	0	2	2	52	100
Percent reported		.0	100.0	100.0	96.9		.0	.0	.0	100.0	100.0	98.1
NOT RPTD	0	0	0	1	1	0	0	0	0	0	0	1
Total	0	5	14	32	51	0	0	0	2	2	53	

Inmate statistical profile

Sample: ACTIVE JUVENILE PRISONERS EXCLUDING JAILS  
Active inmates 06/16/2003

Requestor: Statistics

Self-Rpt Education Level by current age & sex

Education Level	M E N					W O M E N					Grand Total	%
	Age 13-14	Age 15-15	Age 16-16	Age 17-17	Men Total	Age 13-14	Age 15-15	Age 16-16	Age 17-17	Women Total		
LESS THAN GRADE 7	0	0	0	0	0	0	0	0	0	1	1	52
GRADE 7	0	1	1	3	5	0	0	0	0	0	0	10
GRADE 8	0	4	5	6	15	0	0	0	0	0	0	29
GRADE 9	0	0	7	15	22	0	0	0	1	1	50	44
GRADE 10	0	0	0	6	6	0	0	0	0	0	0	12
GRADE 11	0	0	1	1	2	0	0	0	0	0	0	4
GRADE 12	0	0	0	0	0	0	0	0	0	0	0	0
MORE THAN GRADE 12	0	0	0	0	0	0	0	0	0	0	0	0
Total reported	0	5	14	31	50	0	0	0	2	2	100	89.1
Percent reported	.0	100.0	100.0	96.9	98.0	.0	.0	.0	100.0	100.0		
NOT REPORTED	0	0	0	1	1	0	0	0	0	0		1
Total	0	5	14	32	51	0	0	0	2	2		53
AVG EDUCATION LEVEL	.00	7.80	8.64	8.87	8.70	.00	.00	.00	7.50	7.50		8.65

\* NOTE: THE FIELD LABELED "LESS THAN GRADE 7" WAS CORRECTED IN MARCH 1989: MISSING DATA FOR INMATES STILL IN DIAGNOSTICS NOW HAS BEEN REMOVED FROM THIS FIELD AND IDENTIFIED AS "NOT REPORTED" INFORMATION.

Inmate statistical profile

Sample: ACTIVE JUVENILE PRISONERS EXCLUDING JAILS  
Active inmates 06/16/2003

Requestor: Statistics

Functional Reading Level (WRAT Scores) by current age & sex

WRAT Reading Score	M E N					W O M E N					Grand Total %									
	Age 13-14	Age 15-15	Age 16-16	Age 17-17	Men % Total	Age 13-14	Age 15-15	Age 16-16	Age 17-17	Women % Total										
LESS THAN GRADE 6	0	0	3	60	5	38	10	33	18	38	0	0	0	0	0	0	0	0	18	38
6TH THRU 8TH GRADE	0	0	0	0	2	15	5	17	7	15	0	0	0	0	0	0	0	0	7	15
GRADE 9	0	0	1	20	1	8	1	3	3	6	0	0	0	0	0	0	0	0	3	6
GRADE 10	0	0	0	0	0	0	2	7	2	4	0	0	0	0	0	0	0	0	2	4
GRADE 11	0	0	0	0	1	8	1	3	2	4	0	0	0	0	0	0	0	0	2	4
GRADE 12	0	0	1	20	4	31	11	37	16	33	0	0	0	0	0	0	0	0	16	33
MORE THAN GRADE 12	0	0	0	0	0	0	0	0	0	0	0	0	0	0	0	0	0	0	0	0
Total reported	0	0	5	100	13	100	30	100	48	100	0	0	0	0	0	0	0	0	48	100
Percent reported		.0	100.0		92.9		93.8		94.1		.0		.0		.0		.0		90.6	
NOT REPORTED	0		0		1		2		3		0		0		0		2		2	
Total	0		5		14		32		51		0		0		0		2		2	
AVG READING SCORE	.00		6.30		8.32		8.38		8.15		.00		.00		.00		.00		.00	

Inmate statistical profile

Sample: ACTIVE JUVENILE PRISONERS EXCLUDING JAILS  
Active inmates 06/16/2003

Requestor: Statistics

Functional Math Level (WRAT Scores) by current age & sex

WRAT Math Score	M E N						W O M E N						Grand Total %							
	Age 13-14	Age 15-15	Age 16-16	Age 17-17	Men % Total	%	Age 13-14	Age 15-15	Age 16-16	Age 17-17	Women % Total	%								
LESS THAN GRADE 6	0	0	3	60	5	38	10	33	18	38	0	0	0	0	0	0	0	0	18	38
6TH THRU 8TH GRADE	0	0	2	40	7	54	13	43	22	46	0	0	0	0	0	0	0	0	22	46
GRADE 9	0	0	0	0	0	0	5	17	5	10	0	0	0	0	0	0	0	0	5	10
GRADE 10	0	0	0	0	1	8	1	3	2	4	0	0	0	0	0	0	0	0	2	4
GRADE 11	0	0	0	0	0	0	1	3	1	2	0	0	0	0	0	0	0	0	1	2
GRADE 12	0	0	0	0	0	0	0	0	0	0	0	0	0	0	0	0	0	0	0	0
MORE THAN GRADE 12	0	0	0	0	0	0	0	0	0	0	0	0	0	0	0	0	0	0	0	0
Total reported	0	0	5	100	13	100	30	100	48	100	0	0	0	0	0	0	0	0	48	100
Percent reported		.0	100.0		92.9		93.8		94.1		.0		.0		.0		.0		.0	90.6
NOT REPORTED	0		0		1		2		3		0		0		0		2		2	5
Total	0		5		14		32		51		0		0		0		2		2	53
AVG MATH SCORE	.00		5.88		6.37		6.93		6.67		.00		.00		.00		.00		.00	6.67

Inmate statistical profile

Sample: ACTIVE JUVENILE PRISONERS EXCLUDING JAILS  
Active inmates 06/16/2003

Requestor: Statistics

Functional Spelling Level (WRAT Scores) by current age & sex

WRAT Spelling Score	M E N					W O M E N					Grand Total %									
	Age 13-14	Age 15-15	Age 16-16	Age 17-17	Men % Total	Age 13-14	Age 15-15	Age 16-16	Age 17-17	Women % Total										
LESS THAN GRADE 6	0	0	4	80	6	46	13	43	23	48	0	0	0	0	0	0	0	0	23	48
6TH THRU 8TH GRADE	0	0	1	20	5	38	10	33	16	33	0	0	0	0	0	0	0	0	16	33
GRADE 9	0	0	0	0	2	15	3	10	5	10	0	0	0	0	0	0	0	0	5	10
GRADE 10	0	0	0	0	0	0	2	7	2	4	0	0	0	0	0	0	0	0	2	4
GRADE 11	0	0	0	0	0	0	1	3	1	2	0	0	0	0	0	0	0	0	1	2
GRADE 12	0	0	0	0	0	0	1	3	1	2	0	0	0	0	0	0	0	0	1	2
MORE THAN GRADE 12	0	0	0	0	0	0	0	0	0	0	0	0	0	0	0	0	0	0	0	0
Total reported	0	0	5	100	13	100	30	100	48	100	0	0	0	0	0	0	0	0	48	100
Percent reported		.0	100.0		92.9		93.8		94.1		.0		.0		.0		.0		90.6	
NOT REPORTED	0		0		1		2		3		0		0		0		2		2	
Total	0		5		14		32		51		0		0		0		2		2	
AVG SPELLING SCORE	.00		4.96		5.96		6.50		6.19		.00		.00		.00		.00		.00	

Inmate statistical profile

Sample: ACTIVE JUVENILE PRISONERS EXCLUDING JAILS  
Active inmates 06/16/2003

Requestor: Statistics

Self-Rpt Guardian Status To Age 16 by current age & sex

Guardian Status	M E N					W O M E N					Grand Total %	
	Age 13-14	Age 15-15	Age 16-16	Age 17-17	Men Total %	Age 13-14	Age 15-15	Age 16-16	Age 17-17	Women Total %		
ORPHANAGE	0	0	0	0	0	0	0	0	0	0	0	0
FATHER ONLY	0	0	1	20	0	1	3	2	4	0	0	0
FTR MTR HD	0	0	1	20	0	3	10	4	8	0	1	50
MOTHER ONLY	0	0	3	60	11	79	19	61	33	66	0	0
MTR FTR HD	0	0	0	0	3	21	5	16	8	16	1	50
OTH FEMALE	0	0	0	0	0	0	0	0	0	0	0	0
OTH MALE	0	0	0	0	0	0	0	0	0	0	0	0
STEP-PARNTS	0	0	0	0	0	0	0	0	0	0	0	0
FOSTER HOME	0	0	0	0	0	0	0	0	0	0	0	0
GRAND PRNTS	0	0	0	0	3	10	3	6	3	6	0	0
OTHER	0	0	0	0	0	0	0	0	0	0	0	0
Total reported	0	0	5	100	14	100	31	100	50	100	2	100
Percent reported		.0	100.0	100.0	96.9	98.0		.0	.0	.0	100.0	98.1
NOT RPTD	0	0	0	0	1	1	0	0	0	0	0	1
Total	0	5	14	32	51	0	0	0	2	2	53	



Inmate statistical profile

Sample: ACTIVE JUVENILE PRISONERS EXCLUDING JAILS  
Active inmates 06/16/2003

Requestor: Statistics

Self-Rpt Employment Status Before Prison by current age & sex

Employment	M E N					W O M E N					Grand Total	%
	Age 13-14	Age 15-15	Age 16-16	Age 17-17	Men Total	Age 13-14	Age 15-15	Age 16-16	Age 17-17	Women Total		
FULL TIME	0	0	0	2	2	0	0	0	0	0	2	4
PART TIME	0	0	1	3	4	0	0	0	0	0	4	8
UNEMPL < 6M	0	0	0	0	0	0	0	0	0	0	0	0
UNEMPL > 6M	0	0	0	0	0	0	0	0	0	0	0	0
NEVER WORKD	0	3	8	16	27	0	0	0	1	1	28	54
STUDENT	0	2	5	10	17	0	0	0	1	1	18	35
INCAPABLE	0	0	0	0	0	0	0	0	0	0	0	0
OTHER	0	0	0	0	0	0	0	0	0	0	0	0
Total reported	0	5	14	31	50	0	0	0	2	2	52	100
Percent reported		.0	100.0	96.9	98.0		.0	.0	.0	100.0	98.1	
NOT RPTD	0	0	0	1	1	0	0	0	0	0	1	
Total	0	5	14	32	51	0	0	0	2	2	53	

\* NOTE: THE FIELD LABELD "OTHER" WAS CORRECTED IN APRIL 1989; INMATES CODED "PRE-OTIS NOT REPORTED" NOW HAVE BEEN REMOVED FROM THIS FIELD AND IDENTIFIED AS "NOT REPORTED".



Inmate statistical profile

Sample: ACTIVE JUVENILE PRISONERS EXCLUDING JAILS  
Active inmates 06/16/2003

Requestor: Statistics

Self-Rpt Number Of Children At Admission by current age & sex

Number Of Children	M E N						W O M E N						Grand Total %
	Age 13-14	Age 15-15	Age 16-16	Age 17-17	Men Total %		Age 13-14	Age 15-15	Age 16-16	Age 17-17	Women Total %		
NO CHILDREN	0	0	0	0	0	0	0	0	0	0	0	0	
ONE CHILD	0	0	0	0	3	100	0	0	0	0	0	0	
TWO CHILDREN	0	0	0	0	0	0	0	0	0	0	0	0	
THREE CHILDREN	0	0	0	0	0	0	0	0	0	0	0	0	
FOUR CHILDREN	0	0	0	0	0	0	0	0	0	0	0	0	
FIVE CHILDREN	0	0	0	0	0	0	0	0	0	0	0	0	
MORE THAN 5 CHILDREN	0	0	0	0	0	0	0	0	0	0	0	0	
Total reported	0	0	0	0	3	100	0	0	0	0	0	0	
Percent reported		.0	.0	.0	9.4	5.9	.0	.0	.0	.0	.0	5.7	
NOT REPORTED	0	5	14	29	48		0	0	0	2	2	50	
Total	0	5	14	32	51		0	0	0	2	2	53	
AVG NUM CHILDREN	.00	.00	.00	1.00	1.00		.00	.00	.00	.00	.00	1.00	

\* NOTE: THE FIELD LABELED "NO CHILDREN" WAS CORRECTED IN MARCH 1989: MISSING DATA FOR INMATES STILL IN DIAGNOSTICS NOW HAS BEEN REMOVED FROM THIS FIELD AND IDENTIFIED AS "NOT REPORTED" INFORMATION.

Inmate statistical profile

Sample: ACTIVE JUVENILE PRISONERS EXCLUDING JAILS  
Active inmates 06/16/2003

Requestor: Statistics

Self-Rpt Religious Affiliation by current age & sex

Religion	M E N					W O M E N					Grand Total	%								
	Age 13-14	Age %15-15	Age %16-16	Age %17-17	Men %Total	Age 13-14	Age %15-15	Age %16-16	Age %17-17	Women %Total										
ISLAM	0	0	0	0	1	7	1	3	2	4	0	0	0	0	0	0	0	0	2	4
CATHOLIC	0	0	0	0	1	7	1	3	2	4	0	0	0	0	0	0	0	0	2	4
BAPTIST	0	0	5	100	7	50	13	42	25	50	0	0	0	0	0	0	1	50	1	50
METHODIST	0	0	0	0	0	0	1	3	1	2	0	0	0	0	0	0	0	0	1	2
EPISCOPLN	0	0	0	0	0	0	0	0	0	0	0	0	0	0	0	0	0	0	0	0
PRESBYTRN	0	0	0	0	1	7	1	3	2	4	0	0	0	0	0	0	0	0	2	4
CHC OF GOD	0	0	0	0	0	0	1	3	1	2	0	0	0	0	0	0	0	0	1	2
HOLINESS	0	0	0	0	0	0	1	3	1	2	0	0	0	0	0	0	0	0	1	2
JEWISH	0	0	0	0	0	0	1	3	1	2	0	0	0	0	0	0	0	0	1	2
ANGLICAN	0	0	0	0	0	0	0	0	0	0	0	0	0	0	0	0	0	0	0	0
GRK ORTHDX	0	0	0	0	0	0	0	0	0	0	0	0	0	0	0	0	0	0	0	0
HINDU	0	0	0	0	0	0	0	0	0	0	0	0	0	0	0	0	0	0	0	0
BUDDHIST	0	0	0	0	0	0	0	0	0	0	0	0	0	0	0	0	0	0	0	0
TAOIST	0	0	0	0	0	0	0	0	0	0	0	0	0	0	0	0	0	0	0	0
SHINTOIST	0	0	0	0	0	0	0	0	0	0	0	0	0	0	0	0	0	0	0	0
SEVEN D AD	0	0	0	0	0	0	0	0	0	0	0	0	0	0	0	0	0	0	0	0
JEHOVAH WT	0	0	0	0	0	0	1	3	1	2	0	0	0	0	0	0	0	0	1	2
LATR DAY S	0	0	0	0	0	0	0	0	0	0	0	0	0	0	0	0	0	0	0	0
QUAKER	0	0	0	0	0	0	0	0	0	0	0	0	0	0	0	0	0	0	0	0
OTHER PROD	0	0	0	0	0	0	0	0	0	0	0	0	0	0	0	0	1	50	1	50
NONE	0	0	0	0	4	29	8	26	12	24	0	0	0	0	0	0	0	0	12	23
OTHER	0	0	0	0	0	0	2	6	2	4	0	0	0	0	0	0	0	0	2	4
Total reported	0	0	5	100	14	100	31	100	50	100	0	0	0	0	0	0	2	100	2	100
Percent reported		.0	100.0	100.0	96.9	98.0			.0	.0	.0	100.0	100.0					98.1		
NOT RPTD	0		0		0		1		1		0		0		0		0		1	
Total	0		5		14		32		51		0		0		0		2		2	

Inmate statistical profile

Sample: ACTIVE JUVENILE PRISONERS EXCLUDING JAILS  
Active inmates 06/16/2003

Requestor: Statistics

Self-Rpt Family Behavior Patterns \* by current age & sex

Family Behavior	M E N						W O M E N						Grand Total	%						
	Age 13-14	Age 15-15	Age 16-16	Age 17-17	Men Total	%	Age 13-14	Age 15-15	Age 16-16	Age 17-17	Women Total	%								
CRIMINLTY	0	0	3	43	6	33	10	22	19	27	0	0	0	0	1	25	1	25	20	27
ALCOHOLISM	0	0	0	0	0	0	6	13	6	9	0	0	0	0	0	0	0	0	6	8
DRUG ABUSE	0	0	0	0	1	6	6	13	7	10	0	0	0	0	1	25	1	25	8	11
DOMINERING	0	0	0	0	0	0	0	0	0	0	0	0	0	0	0	0	0	0	0	0
MIGRANT	0	0	0	0	0	0	0	0	0	0	0	0	0	0	0	0	0	0	0	0
INFL BTGS	0	0	0	0	0	0	0	0	0	0	0	0	0	0	0	0	0	0	0	0
PERMISSIVE	0	0	0	0	0	0	0	0	0	0	0	0	0	1	25	1	25	1	1	
FATH ABSNT	0	0	3	43	11	61	21	47	35	50	0	0	0	0	0	0	0	0	35	47
MOTH ABSNT	0	0	1	14	0	0	2	4	3	4	0	0	0	0	0	0	0	0	3	4
NONE	0	0	0	0	0	0	0	0	0	0	0	0	0	1	25	1	25	1	1	
Total reported	0	0	7	100	18	100	45	100	70	100	0	0	0	0	4	100	4	100	74	100
Percent reported		.0	100.0		78.6		75.0		78.4		.0		.0		100.0		100.0		79.2	
OTHER	0		0		3		8		11		0		0		0		0		11	
Total	0		5		14		32		51		0		0		2		2		53	

\* NOTE: SINCE THERE CAN BE UP TO FIVE BEHAVIOR CODES PER INMATE, THE NUMBER OF CASES REPORTED IN THE DETAIL LINES AND THE TOTAL REPORTED LINE MAY EXCEED THE TOTAL NUMBER OF CASES. IN SHORT, THIS TABLE COUNTS THE NUMBER OF BEHAVIOR PROBLEMS, NOT INMATES.

Inmate statistical profile

Sample: ACTIVE JUVENILE PRISONERS EXCLUDING JAILS  
Active inmates 06/16/2003

Requestor: Statistics

Inmate Diagnostic Behavior Problem \* by current age & sex

Diagnostic Problem	M E N					W O M E N					Grand Total %	
	Age 13-14	Age 15-15	Age 16-16	Age 17-17	Men Total %	Age 13-14	Age 15-15	Age 16-16	Age 17-17	Women Total %		
ALCOHOLIC	0	0	0	0	0	0	0	0	0	0	0	0
ALCOH ABSE	0	1	9	11	21	0	0	0	0	0	0	21
DRUG EXP	0	0	0	0	0	0	0	0	0	0	0	0
DRUG ABSE	0	3	11	18	32	0	0	0	2	2	50	34
NARC ADDCT	0	0	0	0	0	0	0	0	0	0	0	0
EPILEPTIC	0	0	0	0	0	0	0	0	0	0	0	0
MANIPULTVE	0	0	0	0	0	0	0	0	0	0	0	0
ASSAULTIVE	0	5	14	27	46	0	0	0	2	2	50	48
ESCPE TEND	0	0	3	0	3	0	0	0	0	0	0	3
SUICIDAL	0	1	2	1	4	0	0	0	0	0	0	4
WITHDRAWN	0	0	0	1	1	0	0	0	0	0	0	1
PR RLTY CT	0	0	0	0	0	0	0	0	0	0	0	0
HOMOSEXUAL	0	0	0	0	0	0	0	0	0	0	0	0
NONE	0	0	0	0	0	0	0	0	0	0	0	0
OTHER	0	0	0	0	0	0	0	0	0	0	0	0
NOT RPTD	0	0	0	1	1	0	0	0	0	0	0	1
Total reported	0	10	39	59	108	0	0	0	4	4	100	112
Percent reported		.0	100.0	100.0	100.0		.0	.0	.0	100.0		100.0
UNKNOWN	0	0	0	0	0	0	0	0	0	0	0	0
Total	0	5	14	32	51	0	0	0	2	2		53

\* NOTE: SINCE THERE CAN BE UP TO FIVE BEHAVIOR CODES PER INMATE, THE NUMBER OF CASES REPORTED IN THE DETAIL LINES AND THE TOTAL REPORTED LINE MAY EXCEED THE TOTAL NUMBER OF CASES. IN SHORT, THIS TABLE COUNTS THE NUMBER OF BEHAVIOR PROBLEMS, NOT INMATES.

Inmate statistical profile

Sample: ACTIVE JUVENILE PRISONERS EXCLUDING JAILS  
Active inmates 06/16/2003

Requestor: Statistics

Physical Profile (General Condition) by current age & sex

Physical Profile	M E N						W O M E N						Grand Total %									
	Age 13-14	Age %15-15	Age %16-16	Age %17-17	Men %Total	%	Age 13-14	Age %15-15	Age %16-16	Age %17-17	Women %Total	%										
NO LIMITATION	0	0	5	100	14	100	31	97	50	98	0	0	0	0	0	0	2	100	2	100	52	98
DEFECT NO MAJOR LIMIT	0	0	0	0	0	0	1	3	1	2	0	0	0	0	0	0	0	0	0	0	1	2
DEFECT MAJOR LIMIT	0	0	0	0	0	0	0	0	0	0	0	0	0	0	0	0	0	0	0	0	0	0
VERY MAJOR DEFECT	0	0	0	0	0	0	0	0	0	0	0	0	0	0	0	0	0	0	0	0	0	0
Total reported	0	0	5	100	14	100	32	100	51	100	0	0	0	0	0	0	2	100	2	100	53	100
Percent reported		.0	100.0		100.0		100.0		100.0		.0		.0		.0		100.0		100.0		100.0	
NOT REPORTED	0		0		0		0		0		0		0		0		0		0		0	
Total	0		5		14		32		51		0		0		0		2		2		53	

Inmate statistical profile

Sample: ACTIVE JUVENILE PRISONERS EXCLUDING JAILS  
Active inmates 06/16/2003

Requestor: Statistics

Security Status by current age & sex

Security	M E N					W O M E N					Grand Total %	
	Age 13-14	Age 15-15	Age 16-16	Age 17-17	Men Total %	Age 13-14	Age 15-15	Age 16-16	Age 17-17	Women Total %		
DIAG INCOM	0	0	0	0	0	0	0	0	0	0	0	0
WRK RELEAS	0	0	0	0	0	0	0	0	0	0	0	0
TRUSTY	0	0	0	0	0	0	0	0	0	0	0	0
MINIMUM	0	0	0	0	0	0	0	0	0	0	0	0
MEDIUM	0	0	0	10	31	10	20	0	0	1	50	21
CLOSE	0	0	4	8	20	63	36	71	0	0	1	70
MAXIMUM	0	0	0	0	1	3	1	2	0	0	0	2
DIAGNOSTIC	0	0	1	2	1	3	4	8	0	0	0	8
Total reported	0	0	5	14	32	51	0	0	0	2	2	100
Percent reported		.0	100.0	100.0	100.0	100.0	.0	.0	.0	100.0	100.0	100.0
NOT RPTD	0	0	0	0	0	0	0	0	0	0	0	0
Total	0	5	14	32	51	0	0	0	2	2	53	

\* NOTE: BEGINNING IN JULY 1987, THE FACILITIES DIVISION NO LONGER CODED INMATES AS BEING WORK RELEASE



Inmate statistical profile

Sample: ACTIVE JUVENILE PRISONERS EXCLUDING JAILS  
Active inmates 06/16/2003

Requestor: Statistics

Number Of Sentences by current age & sex

Number Of Sentences	M E N					W O M E N					Grand Total %									
	Age 13-14	Age %15-15	Age %16-16	Age %17-17	Men %Total	Age 13-14	Age %15-15	Age %16-16	Age %17-17	Women %Total										
ONE	0	0	3	60	4	29	17	53	24	47	0	0	0	0	0	0	0	0	24	45
TWO	0	0	0	0	4	29	10	31	14	27	0	0	0	0	2	100	2	100	16	30
THREE	0	0	2	40	3	21	2	6	7	14	0	0	0	0	0	0	0	0	7	13
FOUR	0	0	0	0	1	7	1	3	2	4	0	0	0	0	0	0	0	0	2	4
FIVE	0	0	0	0	1	7	1	3	2	4	0	0	0	0	0	0	0	0	2	4
MORE THAN FIVE	0	0	0	0	1	7	1	3	2	4	0	0	0	0	0	0	0	0	2	4
Total reported	0	0	5	100	14	100	32	100	51	100	0	0	0	0	2	100	2	100	53	100
Percent reported		.0	100.0		100.0	100.0	100.0		100.0		.0	.0	.0	.0	100.0	100.0		100.0		
NOT REPORTED	0		0		0		0		0		0		0		0		0		0	
Total	0		5		14		32		51		0		0		2		2		53	
AVG NUM SENTENCES	.00		1.80		2.71		1.81		2.06		.00		.00		2.00		2.00		2.06	

Inmate statistical profile

Sample: ACTIVE JUVENILE PRISONERS EXCLUDING JAILS  
Active inmates 06/16/2003

Requestor: Statistics

Number Of Disciplinarys by current age & sex

Disciplinarys	M E N						W O M E N						Grand Total %							
	Age 13-14	Age 15-15	Age 16-16	Age 17-17	Men Total %		Age 13-14	Age 15-15	Age 16-16	Age 17-17	Women Total %									
ZERO	0	0	1	20	5	36	4	13	10	20	0	0	0	0	2	100	2	100	12	23
ONE	0	0	0	0	2	14	6	19	8	16	0	0	0	0	0	0	0	0	8	15
TWO	0	0	1	20	3	21	3	9	7	14	0	0	0	0	0	0	0	0	7	13
THREE	0	0	0	0	0	0	3	9	3	6	0	0	0	0	0	0	0	0	3	6
FOUR	0	0	0	0	1	7	2	6	3	6	0	0	0	0	0	0	0	0	3	6
FIVE	0	0	1	20	0	0	0	0	1	2	0	0	0	0	0	0	0	0	1	2
MORE THAN FIVE	0	0	2	40	3	21	14	44	19	37	0	0	0	0	0	0	0	0	19	36
Total reported	0	0	5	100	14	100	32	100	51	100	0	0	0	0	2	100	2	100	53	100
Percent reported		.0	100.0		100.0		100.0		100.0		.0		.0		100.0		100.0		100.0	
NOT REPORTED	0		0		0		0		0		0		0		0		0		0	
Total	0		5		14		32		51		0		0		2		2		53	
AVG NUM DISCIP	.00		4.80		3.00		8.44		6.59		.00		.00		.00		.00		6.34	



Inmate statistical profile

Sample: ACTIVE JUVENILE PRISONERS EXCLUDING JAILS  
Active inmates 06/16/2003

Requestor: Statistics

Number Of Prior Georgia Incarcerations \* by current age & sex

Prior Incarcerations	M E N					W O M E N					Grand Total %										
	Age 13-14	Age 15-15	Age 16-16	Age 17-17	Men Total %	Age 13-14	Age 15-15	Age 16-16	Age 17-17	Women Total %											
ZERO	0	0	5	100	14	100	32	100	51	100	0	0	0	0	2	100	2	100	53	100	
ONE	0	0	0	0	0	0	0	0	0	0	0	0	0	0	0	0	0	0	0	0	0
TWO	0	0	0	0	0	0	0	0	0	0	0	0	0	0	0	0	0	0	0	0	0
THREE	0	0	0	0	0	0	0	0	0	0	0	0	0	0	0	0	0	0	0	0	0
FOUR	0	0	0	0	0	0	0	0	0	0	0	0	0	0	0	0	0	0	0	0	0
FIVE	0	0	0	0	0	0	0	0	0	0	0	0	0	0	0	0	0	0	0	0	0
MORE THAN FIVE	0	0	0	0	0	0	0	0	0	0	0	0	0	0	0	0	0	0	0	0	0
Total reported	0	0	5	100	14	100	32	100	51	100	0	0	0	0	2	100	2	100	53	100	
Percent reported		.0	100.0		100.0		100.0		100.0		.0		.0		100.0		100.0		100.0		100.0
NOT REPORTED	0		0		0		0		0		0		0		0		0		0		0
Total	0		5		14		32		51		0		0		2		2		53		53
AVG # INCARCERATIONS	.00		.00		.00		.00		.00		.00		.00		.00		.00		.00		.00

\* This data counts a parole revocation on an existing sentence AS A prior incarceration. Also, this data counts, for any cohort of inmates, the total number of Georgia incarcerations the inmate has had during his entire criminal career. For example, if an inmate was admitted to prison first in FY72, and then re-admitted in FY79 and FY85, he had two prior incarcerations before the FY85 admission. This inmate's records show two prior incarcerations in all three of his records since he has had two prior incarcerations in his criminal career. If the cohort of FY72 admissions is selected for analysis, two prior incarcerations will be listed for this inmate even though in FY72, he had no prior incarcerations.

Inmate statistical profile

Sample: ACTIVE JUVENILE PRISONERS EXCLUDING JAILS  
Active inmates 06/16/2003

Requestor: Statistics

Number Of Transfers by current age & sex

Transfers	M E N						W O M E N						Grand Total %							
	Age 13-14	Age %15-15	Age %16-16	Age %17-17	Men %Total	%	Age 13-14	Age %15-15	Age %16-16	Age %17-17	Women %Total	%								
ZERO	0	0	5	100	14	100	29	91	48	94	0	0	0	0	0	0	0	0	48	91
ONE	0	0	0	0	0	0	2	6	2	4	0	0	0	0	2	100	2	100	4	8
TWO	0	0	0	0	0	0	0	0	0	0	0	0	0	0	0	0	0	0	0	0
THREE	0	0	0	0	0	0	1	3	1	2	0	0	0	0	0	0	0	0	1	2
FOUR	0	0	0	0	0	0	0	0	0	0	0	0	0	0	0	0	0	0	0	0
FIVE	0	0	0	0	0	0	0	0	0	0	0	0	0	0	0	0	0	0	0	0
MORE THAN FIVE	0	0	0	0	0	0	0	0	0	0	0	0	0	0	0	0	0	0	0	0
Total reported	0	0	5	100	14	100	32	100	51	100	0	0	0	0	2	100	2	100	53	100
Percent reported		.0	100.0		100.0		100.0		100.0		.0		.0		100.0		100.0		100.0	
NOT REPORTED	0		0		0		0		0		0		0		0		0		0	
Total	0		5		14		32		51		0		0		2		2		53	
AVG NUM TRANSFERS	.00		.00		.00		.16		.10		.00		.00		1.00		1.00		.13	

Inmate statistical profile

Sample: ACTIVE JUVENILE PRISONERS EXCLUDING JAILS  
Active inmates 06/16/2003

Requestor: Statistics

County Of Conviction by current age & sex

County Of Conviction	M E N					W O M E N					Grand Total %											
	Age 13-14	Age %15-15	Age %16-16	Age %17-17	Men %Total	Age 13-14	Age %15-15	Age %16-16	Age %17-17	Women %Total												
Bibb	0	0	2	40	2	14	0	0	4	8	0	0	0	0	0	0	0	0	4	8		
Bulloch	0	0	0	0	1	7	1	3	2	4	0	0	0	0	0	0	0	0	0	2	4	
Chatham	0	0	0	0	1	7	5	16	6	12	0	0	0	0	0	0	0	0	6	11		
Clay	0	0	0	0	0	0	1	3	1	2	0	0	0	0	0	0	0	0	1	2		
Clayton	0	0	1	20	0	0	1	3	2	4	0	0	0	0	0	0	0	0	2	4		
Cobb	0	0	0	0	0	0	1	3	1	2	0	0	0	0	0	0	0	0	1	2		
Decatur	0	0	0	0	0	0	1	3	1	2	0	0	0	0	0	0	0	0	1	2		
DeKalb	0	0	0	0	4	29	2	6	6	12	0	0	0	0	0	0	2	100	2	100	8	15
Emanuel	0	0	0	0	0	0	1	3	1	2	0	0	0	0	0	0	0	0	1	2		
Floyd	0	0	0	0	0	0	1	3	1	2	0	0	0	0	0	0	0	0	1	2		
Fulton	0	0	1	20	0	0	5	16	6	12	0	0	0	0	0	0	0	0	6	11		
Gordon	0	0	0	0	0	0	1	3	1	2	0	0	0	0	0	0	0	0	1	2		
Gwinnett	0	0	0	0	2	14	2	6	4	8	0	0	0	0	0	0	0	0	4	8		
Habersham	0	0	0	0	0	0	1	3	1	2	0	0	0	0	0	0	0	0	1	2		
Henry	0	0	0	0	0	0	1	3	1	2	0	0	0	0	0	0	0	0	1	2		
Monroe	0	0	0	0	1	7	1	3	2	4	0	0	0	0	0	0	0	0	2	4		
Murray	0	0	0	0	0	0	1	3	1	2	0	0	0	0	0	0	0	0	1	2		
Muscogee	0	0	1	20	0	0	1	3	2	4	0	0	0	0	0	0	0	0	2	4		
Paulding	0	0	0	0	1	7	0	0	1	2	0	0	0	0	0	0	0	0	1	2		
Richmond	0	0	0	0	1	7	2	6	3	6	0	0	0	0	0	0	0	0	3	6		
Taylor	0	0	0	0	0	0	1	3	1	2	0	0	0	0	0	0	0	0	1	2		
Walton	0	0	0	0	1	7	0	0	1	2	0	0	0	0	0	0	0	0	1	2		
Washington	0	0	0	0	0	0	1	3	1	2	0	0	0	0	0	0	0	0	1	2		
Wilkinson	0	0	0	0	0	0	1	3	1	2	0	0	0	0	0	0	0	0	1	2		
Total reported	0	0	5	100	14	100	32	100	51	100	0	0	0	0	0	2	100	2	100	53	100	
Percent reported		.0	100.0		100.0		100.0		100.0		.0		.0		.0	100.0		100.0		100.0		
Not reported	0		0		0		0		0		0		0		0		0		0		0	
Total	0		5		14		32		51		0		0		0		2		2		53	

Inmate statistical profile

Sample: ACTIVE JUVENILE PRISONERS EXCLUDING JAILS  
Active inmates 06/16/2003

Requestor: Statistics

Circ Of Conviction by current age & sex

Circ Of Conviction	M E N					W O M E N					Grand Total %											
	Age  13-14	Age % 15-15	Age % 16-16	Age % 17-17	Men % Total	Age  13-14	Age % 15-15	Age % 16-16	Age % 17-17	Women % Total												
Alcovy	0	0	0	1	8	0	0	1	2	0	0	0	0	0	0	0	0	0	0	1	2	
Atlanta	0	0	1	20	0	0	5	16	6	12	0	0	0	0	0	0	0	0	0	0	6	12
Augusta	0	0	0	0	1	8	2	6	3	6	0	0	0	0	0	0	0	0	0	0	3	6
Chattahoochee	0	0	1	20	0	0	2	6	3	6	0	0	0	0	0	0	0	0	0	0	3	6
Cherokee	0	0	0	0	0	0	1	3	1	2	0	0	0	0	0	0	0	0	0	0	1	2
Clayton	0	0	1	20	0	0	1	3	2	4	0	0	0	0	0	0	0	0	0	0	2	4
Cobb	0	0	0	0	0	0	1	3	1	2	0	0	0	0	0	0	0	0	0	0	1	2
Conasauga	0	0	0	0	0	0	1	3	1	2	0	0	0	0	0	0	0	0	0	0	1	2
Eastern	0	0	0	0	1	8	5	16	6	12	0	0	0	0	0	0	0	0	0	0	6	12
Flint	0	0	0	0	0	0	1	3	1	2	0	0	0	0	0	0	0	0	0	0	1	2
Gwinnett	0	0	0	0	2	15	2	6	4	8	0	0	0	0	0	0	0	0	0	0	4	8
Macon	0	0	2	40	2	15	0	0	4	8	0	0	0	0	0	0	0	0	0	0	4	8
Middle	0	0	0	0	0	0	2	6	2	4	0	0	0	0	0	0	0	0	0	0	2	4
Mountain	0	0	0	0	0	0	1	3	1	2	0	0	0	0	0	0	0	0	0	0	1	2
Ocmulgee	0	0	0	0	0	0	1	3	1	2	0	0	0	0	0	0	0	0	0	0	1	2
Ogeechee	0	0	0	0	1	8	1	3	2	4	0	0	0	0	0	0	0	0	0	0	2	4
Pataula	0	0	0	0	0	0	1	3	1	2	0	0	0	0	0	0	0	0	0	0	1	2
Rome	0	0	0	0	0	0	1	3	1	2	0	0	0	0	0	0	0	0	0	0	1	2
South Georgia	0	0	0	0	0	0	1	3	1	2	0	0	0	0	0	0	0	0	0	0	1	2
Stone Mountain	0	0	0	0	4	31	2	6	6	12	0	0	0	0	0	0	2	100	2	100	8	15
Towaliga	0	0	0	0	1	8	1	3	2	4	0	0	0	0	0	0	0	0	0	0	2	4
Total reported	0	0	5	100	13	100	32	100	50	100	0	0	0	0	0	0	2	100	2	100	52	100
Percent reported		.0		100.0		92.9		100.0		98.0		.0		.0		.0		100.0		100.0		98.1
Not reported	0		0		1		0		1		0		0		0		0		0		1	
Total	0		5		14		32		51		0		0		0		2		2		53	

Inmate statistical profile

Sample: ACTIVE JUVENILE PRISONERS EXCLUDING JAILS  
Active inmates 06/16/2003

Requestor: Statistics

Home County by current age & sex

Home County	M E N						W O M E N						Grand Total %							
	Age 13-14	Age %15-15	Age %16-16	Age %17-17	Men %Total	%	Age 13-14	Age %15-15	Age %16-16	Age %17-17	Women %Total	%								
Bibb	0	0	2	40	2	14	1	3	5	10	0	0	0	0	0	0	0	5	10	
Bulloch	0	0	0	0	1	7	1	3	2	4	0	0	0	0	0	0	0	2	4	
Calhoun	0	0	0	0	0	0	1	3	1	2	0	0	0	0	0	0	0	1	2	
Carroll	0	0	0	0	0	0	1	3	1	2	0	0	0	0	0	0	0	1	2	
Catoosa	0	0	0	0	0	0	1	3	1	2	0	0	0	0	0	0	0	1	2	
Chatham	0	0	0	0	1	7	5	17	6	12	0	0	0	0	0	0	0	6	12	
Clayton	0	0	1	20	0	0	2	7	3	6	0	0	0	0	0	0	0	3	6	
Cobb	0	0	0	0	0	0	1	3	1	2	0	0	0	0	0	0	0	1	2	
Decatur	0	0	0	0	0	0	1	3	1	2	0	0	0	0	0	0	0	1	2	
DeKalb	0	0	0	0	2	14	2	7	4	8	0	0	0	0	1	50	1	50	5	10
Emanuel	0	0	0	0	0	0	1	3	1	2	0	0	0	0	0	0	0	1	2	
Floyd	0	0	0	0	0	0	1	3	1	2	0	0	0	0	0	0	0	1	2	
Fulton	0	0	1	20	1	7	3	10	5	10	0	0	0	0	0	0	0	5	10	
Gwinnett	0	0	0	0	2	14	2	7	4	8	0	0	0	0	0	0	0	4	8	
Hall	0	0	0	0	0	0	1	3	1	2	0	0	0	0	0	0	0	1	2	
Henry	0	0	0	0	0	0	1	3	1	2	0	0	0	0	1	50	1	50	2	4
Monroe	0	0	0	0	1	7	0	0	1	2	0	0	0	0	0	0	0	1	2	
Muscogee	0	0	1	20	0	0	1	3	2	4	0	0	0	0	0	0	0	2	4	
Paulding	0	0	0	0	1	7	0	0	1	2	0	0	0	0	0	0	0	1	2	
Richmond	0	0	0	0	1	7	2	7	3	6	0	0	0	0	0	0	0	3	6	
Spalding	0	0	0	0	1	7	0	0	1	2	0	0	0	0	0	0	0	1	2	
Walton	0	0	0	0	1	7	0	0	1	2	0	0	0	0	0	0	0	1	2	
Washington	0	0	0	0	0	0	1	3	1	2	0	0	0	0	0	0	0	1	2	
Whitfield	0	0	0	0	0	0	1	3	1	2	0	0	0	0	0	0	0	1	2	
Total reported	0	0	5	100	14	100	30	100	49	100	0	0	0	0	2	100	2	100	51	100
Percent reported		.0	100.0		100.0		93.8		96.1		.0		.0		100.0		100.0		96.2	
Not reported	0		0		0		2		2		0		0		0		0		2	
Total	0		5		14		32		51		0		0		2		2		53	



Prison Sentence In Years by current age & sex

Sentence In Years	M E N					W O M E N					Grand	
	Age  13-14	Age % 15-15	Age % 16-16	Age % 17-17	Men % Total	Age  13-14	Age % 15-15	Age % 16-16	Age % 17-17	Women % Total	Total	%
0-1	0	0	0	0	0	0	0	0	0	0	0	0
1.1-2	0	0	0	0	0	0	0	0	0	0	0	0
2.1-3	0	0	0	0	0	0	0	0	0	0	0	0
3.1-4	0	0	0	0	0	0	0	0	0	0	0	0
4.1-5	0	0	0	0	0	0	0	0	0	0	0	0
5.1-6	0	0	0	0	0	0	0	0	0	0	0	0
6.1-7	0	0	0	0	1 3	1 2	0	0	0	0	0	1 2
7.1-8	0	0	0	0	0	0	0	0	0	0	0	0
8.1-9	0	0	0	0	0	0	0	0	0	0	0	0
9.1-10	0	0	0	0	0	0	0	0	0	0	0	0
10.1-12	0	0	3 60	6 43	21 66	30 59	0	0	0	2 100	2 100	32 60
12.1-15	0	0	0	2 14	5 16	7 14	0	0	0	0	0	7 13
15.1-20	0	0	1 20	3 21	3 9	7 14	0	0	0	0	0	7 13
20.1-OVER	0	0	1 20	1 7	1 3	3 6	0	0	0	0	0	3 6
LIFE	0	0	0	2 14	1 3	3 6	0	0	0	0	0	3 6
DEATH	0	0	0	0	0	0	0	0	0	0	0	0
LIFE W/O PAROLE	0	0	0	0	0	0	0	0	0	0	0	0
YOUTHFUL OFFENDERS	0	0	0	0	0	0	0	0	0	0	0	0
Total reported	0	0	5 100	14 100	32 100	51 100	0	0	0	2 100	2 100	53 100
Percent reported		.0	100.0	100.0	100.0	100.0	.0	.0	.0	100.0	100.0	100.0
NOT REPORTED	0	0	0	0	0	0	0	0	0	0	0	0
Total	0	5	14	32	51	0	0	0	2	2	53	
AVG EXCLUDING LIFE, DEATH, YO	.00	13.41	13.26	11.20	11.95	.00	.00	.00	10.01	10.01	11.87	
AVG INCLUDING LIFE=21, YO=3 YRS	.00	13.41	14.37	11.51	12.48	.00	.00	.00	10.01	10.01	12.39	

Inmate statistical profile

Sample: ACTIVE JUVENILE PRISONERS EXCLUDING JAILS  
Active inmates 06/16/2003

Requestor: Statistics

Probation To Follow Prison by current age & sex

Prob After Prison	M E N					W O M E N					Grand Total %									
	Age 13-14	Age %15-15	Age %16-16	Age %17-17	Men %Total	Age 13-14	Age %15-15	Age %16-16	Age %17-17	Women %Total										
PROBATION TO FOLLOW	0	0	2	40	6	43	13	41	21	41	0	0	0	0	1	50	1	50	22	42
NO PROBATION	0	0	3	60	8	57	19	59	30	59	0	0	0	0	1	50	1	50	31	58
Total reported	0	0	5	100	14	100	32	100	51	100	0	0	0	0	2	100	2	100	53	100
Percent reported		.0	100.0		100.0		100.0		100.0		.0		.0		100.0		100.0		100.0	
NOT REPORTED	0		0		0		0		0		0		0		0		0		0	
Total	0		5		14		32		51		0		0		2		2		53	

Inmate statistical profile

Sample: ACTIVE JUVENILE PRISONERS EXCLUDING JAILS  
Active inmates 06/16/2003

Requestor: Statistics

Admission Type by current age & sex

Admission Type	M E N					W O M E N					Grand Total %									
	Age 13-14	Age 15-15	Age 16-16	Age 17-17	Men % Total	Age 13-14	Age 15-15	Age 16-16	Age 17-17	Women % Total										
COMMITTED FROM COURT	0	0	5	100	14	100	32	100	51	100	0	0	0	0	2	100	2	100	53	100
RETURN APPEAL/BOND	0	0	0	0	0	0	0	0	0	0	0	0	0	0	0	0	0	0	0	0
PAROLE REV/NEW SENT	0	0	0	0	0	0	0	0	0	0	0	0	0	0	0	0	0	0	0	0
PAR REV/NO NEW SENT	0	0	0	0	0	0	0	0	0	0	0	0	0	0	0	0	0	0	0	0
PROB VIOL/TOTAL REV	0	0	0	0	0	0	0	0	0	0	0	0	0	0	0	0	0	0	0	0
PROB VIOL/PARTIAL	0	0	0	0	0	0	0	0	0	0	0	0	0	0	0	0	0	0	0	0
ADMIT FM OTHER CUST	0	0	0	0	0	0	0	0	0	0	0	0	0	0	0	0	0	0	0	0
SHOCK INCARCERATION	0	0	0	0	0	0	0	0	0	0	0	0	0	0	0	0	0	0	0	0
PROB REV/REMAINDER	0	0	0	0	0	0	0	0	0	0	0	0	0	0	0	0	0	0	0	0
NEW SENT/PAR REV PND	0	0	0	0	0	0	0	0	0	0	0	0	0	0	0	0	0	0	0	0
LIFE W/O PAROLE	0	0	0	0	0	0	0	0	0	0	0	0	0	0	0	0	0	0	0	0
PAROLE REV BOOT CAMP	0	0	0	0	0	0	0	0	0	0	0	0	0	0	0	0	0	0	0	0
PAR REV/RSN UNKNOWN	0	0	0	0	0	0	0	0	0	0	0	0	0	0	0	0	0	0	0	0
PROBATION/PAROLE REV	0	0	0	0	0	0	0	0	0	0	0	0	0	0	0	0	0	0	0	0
PB PAROLE RESCINDED	0	0	0	0	0	0	0	0	0	0	0	0	0	0	0	0	0	0	0	0
PROB REVOC/SPEC COND	0	0	0	0	0	0	0	0	0	0	0	0	0	0	0	0	0	0	0	0
PAR REV/REVOC CENTER	0	0	0	0	0	0	0	0	0	0	0	0	0	0	0	0	0	0	0	0
INFORMATION ONLY	0	0	0	0	0	0	0	0	0	0	0	0	0	0	0	0	0	0	0	0
INCOMPLETE SENT PKG	0	0	0	0	0	0	0	0	0	0	0	0	0	0	0	0	0	0	0	0
HANCOCK REVOC CENTER	0	0	0	0	0	0	0	0	0	0	0	0	0	0	0	0	0	0	0	0
WHITWORTH DETENTION	0	0	0	0	0	0	0	0	0	0	0	0	0	0	0	0	0	0	0	0
DCYS AT RISK	0	0	0	0	0	0	0	0	0	0	0	0	0	0	0	0	0	0	0	0
OTHER	0	0	0	0	0	0	0	0	0	0	0	0	0	0	0	0	0	0	0	0
Total reported	0	0	5	100	14	100	32	100	51	100	0	0	0	0	2	100	2	100	53	100
Percent reported		.0	100.0	100.0	100.0	100.0			.0	.0	.0	100.0	100.0					100.0		
UNKNOWN	0	0	0	0	0	0	0	0	0	0	0	0	0	0	0	0	0	0	0	0
Total	0	5	14	32	51	0	0	0	2	2	53									

Inmate statistical profile

Sample: ACTIVE JUVENILE PRISONERS EXCLUDING JAILS  
Active inmates 06/16/2003

Requestor: Statistics

Release Type by current age & sex

Release Type	M E N					W O M E N					Grand Total %
	Age 13-14	Age 15-15	Age 16-16	Age 17-17	Men Total %	Age 13-14	Age 15-15	Age 16-16	Age 17-17	Women Total %	
Active	0	5	14	32	51	0	0	0	2	2	53
Total	0	5	14	32	51	0	0	0	2	2	53

Inmate statistical profile

Sample: ACTIVE JUVENILE PRISONERS EXCLUDING JAILS  
Active inmates 06/16/2003

Requestor: Statistics

Inst By Group by current age & sex

Inst By Group	M E N					W O M E N					Grand Total %	
	Age 13-14	Age %15-15	Age %16-16	Age %17-17	Men %Total	Age 13-14	Age %15-15	Age %16-16	Age %17-17	Women %Total		
County jails	0	0	0	0	0	0	0	0	0	0	0	0
Transitional centers	0	0	0	0	0	0	0	0	0	0	0	0
County camps	0	0	0	0	0	0	0	0	0	0	0	0
Inmate boot camps	0	0	0	0	0	0	0	0	0	0	0	0
State prisons	0	5	14	32	51	0	0	0	2	2	53	100
Private prisons	0	0	0	0	0	0	0	0	0	0	0	0
Other	0	0	0	0	0	0	0	0	0	0	0	0
<b>Total reported</b>	0	5	14	32	51	0	0	0	2	2	53	100
<b>Percent reported</b>		.0	100.0	100.0	100.0		.0	.0	.0	100.0	100.0	100.0
<b>Not reported</b>	0	0	0	0	0	0	0	0	0	0	0	0
<b>Total</b>	0	5	14	32	51	0	0	0	2	2	53	

Inmate statistical profile

Sample: ACTIVE JUVENILE PRISONERS EXCLUDING JAILS  
Active inmates 06/16/2003

Requestor: Statistics

Institution by current age & sex

Institution	M E N						W O M E N						Grand Total %				
	Age 13-14	Age %15-15	Age %16-16	Age %17-17	Men %Total	%	Age 13-14	Age %15-15	Age %16-16	Age %17-17	Women %Total	%					
Phillips Prison	0	0	0	0	1	3	1	2	0	0	0	0	0	0	0	1	2
Arrendale Prison	0	0	5	100	14	100	30	94	49	96	0	0	0	0	0	49	92
Burruss Prison	0	0	0	0	1	3	1	2	0	0	0	0	0	0	0	1	2
Pulaski Womens Pris	0	0	0	0	0	0	0	0	0	0	0	0	2	100	2	100	4
Total reported	0	0	5	100	14	100	32	100	51	100	0	0	0	0	2	100	100
Percent reported		.0	100.0	100.0	100.0	100.0			.0	.0		.0	100.0	100.0		100.0	
Not Reported	0		0		0		0		0		0		0		0		0
Total	0		5		14		32		51		0		0		2		53

Inmate statistical profile

Sample: ACTIVE JUVENILE PRISONERS EXCLUDING JAILS  
Active inmates 06/16/2003

Requestor: Statistics

Misdemeanors And Felonies by current age & sex

Crime Type	M E N						W O M E N						Grand Total %
	Age 13-14	Age 15-15	Age 16-16	Age 17-17	Men Total %	Age 13-14	Age 15-15	Age 16-16	Age 17-17	Women Total %			
MISDEMEANOR	0	0	0	0	0	0	0	0	0	0	0	0	
FELONY	0	5	14	32	51	100	0	0	0	0	2	2	
Total reported	0	5	14	32	51	100	0	0	0	0	2	2	
Percent reported		.0	100.0	100.0	100.0	100.0		.0	.0	.0	100.0	100.0	
NOT REPORTED	0	0	0	0	0	0	0	0	0	0	0	0	
Total	0	5	14	32	51	100	0	0	0	0	2	2	

Inmate statistical profile

Sample: ACTIVE JUVENILE PRISONERS EXCLUDING JAILS  
Active inmates 06/16/2003

Requestor: Statistics

Crimes By Group by current age & sex

Crimes By Group	M E N					W O M E N					Grand Total %										
	Age 13-14	Age 15-15	Age 16-16	Age 17-17	Men % Total	Age 13-14	Age 15-15	Age 16-16	Age 17-17	Women % Total											
HOMICIDE	0	0	2	14	2	6	4	8	0	0	0	0	0	0	0	0	0	0	4	8	
ABORTION	0	0	0	0	0	0	0	0	0	0	0	0	0	0	0	0	0	0	0	0	0
BODILY INJRY&REL OFF	0	0	2	14	2	6	4	8	0	0	0	0	0	0	0	0	0	0	4	8	
ARSON & REL OFF	0	0	0	0	0	0	0	0	0	0	0	0	0	0	0	0	0	0	0	0	
DAMAGE OF PROPERTY	0	0	0	0	0	0	0	0	0	0	0	0	0	0	0	0	0	0	0	0	
BURGLARY & REL OFF	0	0	0	0	0	0	0	0	0	0	0	0	0	0	0	0	0	0	0	0	
FORGERY & REL OFF	0	0	0	0	0	0	0	0	0	0	0	0	0	0	0	0	0	0	0	0	
THEFT	0	0	0	0	0	0	0	0	0	0	0	0	0	0	0	0	0	0	0	0	
ROBBERY	0	0	4	80	9	64	20	63	33	65	0	0	0	0	2	100	2	100	35	66	
SEXUAL OFFENSES	0	0	1	20	1	7	8	25	10	20	0	0	0	0	0	0	0	0	10	19	
OBSCENITY CRIMES	0	0	0	0	0	0	0	0	0	0	0	0	0	0	0	0	0	0	0	0	
TREASON & REL OFF	0	0	0	0	0	0	0	0	0	0	0	0	0	0	0	0	0	0	0	0	
CRIMES INVOLVNG GOVT	0	0	0	0	0	0	0	0	0	0	0	0	0	0	0	0	0	0	0	0	
FALSIFICATIONS	0	0	0	0	0	0	0	0	0	0	0	0	0	0	0	0	0	0	0	0	
OBSTRUCT LAW ENFORCE	0	0	0	0	0	0	0	0	0	0	0	0	0	0	0	0	0	0	0	0	
DISORDERLY CONDUCT	0	0	0	0	0	0	0	0	0	0	0	0	0	0	0	0	0	0	0	0	
GAMBLING & REL OFF	0	0	0	0	0	0	0	0	0	0	0	0	0	0	0	0	0	0	0	0	
CRUELTY TO CHILDREN	0	0	0	0	0	0	0	0	0	0	0	0	0	0	0	0	0	0	0	0	
CRIMES WITH GUNS	0	0	0	0	0	0	0	0	0	0	0	0	0	0	0	0	0	0	0	0	
INVASION PRIVACY	0	0	0	0	0	0	0	0	0	0	0	0	0	0	0	0	0	0	0	0	
RACKETEERING	0	0	0	0	0	0	0	0	0	0	0	0	0	0	0	0	0	0	0	0	
DRUG ABUSE OFFENSES	0	0	0	0	0	0	0	0	0	0	0	0	0	0	0	0	0	0	0	0	
DRUG TRAFFICKING	0	0	0	0	0	0	0	0	0	0	0	0	0	0	0	0	0	0	0	0	
AUTO CRIMES	0	0	0	0	0	0	0	0	0	0	0	0	0	0	0	0	0	0	0	0	
REVENUE & CONTRABAND	0	0	0	0	0	0	0	0	0	0	0	0	0	0	0	0	0	0	0	0	
CRIMES OF OTH STATES	0	0	0	0	0	0	0	0	0	0	0	0	0	0	0	0	0	0	0	0	
MISC. FELONIES	0	0	0	0	0	0	0	0	0	0	0	0	0	0	0	0	0	0	0	0	
MISDEMEANORS	0	0	0	0	0	0	0	0	0	0	0	0	0	0	0	0	0	0	0	0	
Total reported	0	0	5	100	14	100	32	100	51	100	0	0	0	0	2	100	2	100	53	100	
Percent reported		.0	100.0		100.0		100.0		100.0		.0		.0		100.0		100.0		100.0		
NOT REPORTED	0		0		0		0		0		0		0		0		0		0		
Total	0		5		14		32		51		0		0		2		2		53		



Inmate statistical profile

Sample: ACTIVE JUVENILE PRISONERS EXCLUDING JAILS  
Active inmates 06/16/2003

Requestor: Statistics

Most Serious Offense by current age & sex

Most Serious Offense	M E N					W O M E N					Grand Total %	
	Age 13-14	Age 15-15	Age 16-16	Age 17-17	Men Total %	Age 13-14	Age 15-15	Age 16-16	Age 17-17	Women Total %		
NOTE: In the table below, misdemeanors come first, and are in lower-case letters. AFTER THAT COME FELONIES, IN UPPER-CASE LETTERS.												
MURDER	0 0	0 0	2 25	0 0	2 7	0 0	0 0	0 0	0 0	0 0	2 6	
VOLUNTARY MANSLAUGHT	0 0	0 0	0 0	2 11	2 7	0 0	0 0	0 0	0 0	0 0	2 6	
KIDNAPPING	0 0	0 0	2 25	2 11	4 13	0 0	0 0	0 0	0 0	0 0	4 13	
ARMED ROBBERY	0 0	4 133	9 113	20 105	33 110	0 0	0 0	0 0	2 200	2 200	35 113	
RAPE	0 0	1 33	1 13	3 16	5 17	0 0	0 0	0 0	0 0	0 0	5 16	
AGGRAV SODOMY	0 0	0 0	0 0	1 5	1 3	0 0	0 0	0 0	0 0	0 0	1 3	
AGGRAV CHILD MOLESTA	0 0	0 0	0 0	4 21	4 13	0 0	0 0	0 0	0 0	0 0	4 13	
Total reported	0 0	5 100	14 100	32 100	51 100	0 0	0 0	0 0	2 100	2 100	53 100	
Percent reported		.0	60.0	57.1	59.4	58.8	.0	.0	.0	50.0	50.0	58.5
Not reported	0	2	6	13	21	0	0	0	1	1	22	
Total	0	5	14	32	51	0	0	0	2	2	53	

Inmate statistical profile

Sample: ACTIVE JUVENILE PRISONERS EXCLUDING JAILS  
Active inmates 06/16/2003

Requestor: Statistics

Most Serious Crime Type by current age & sex

Crime Type	M E N					W O M E N					Grand Total %									
	Age 13-14	Age %15-15	Age %16-16	Age %17-17	Men %Total	Age 13-14	Age %15-15	Age %16-16	Age %17-17	Women %Total										
VIOL/PERSN	0	0	4	80	13	93	24	75	41	80	0	0	0	0	2	100	2	100	43	81
NVIOL/PERS	0	0	0	0	0	0	0	0	0	0	0	0	0	0	0	0	0	0	0	0
PROPERTY	0	0	0	0	0	0	0	0	0	0	0	0	0	0	0	0	0	0	0	0
DRUG SALES	0	0	0	0	0	0	0	0	0	0	0	0	0	0	0	0	0	0	0	0
DRUG POSSN	0	0	0	0	0	0	0	0	0	0	0	0	0	0	0	0	0	0	0	0
ALCOHOL	0	0	0	0	0	0	0	0	0	0	0	0	0	0	0	0	0	0	0	0
HABIT/DUI	0	0	0	0	0	0	0	0	0	0	0	0	0	0	0	0	0	0	0	0
SEX OFFEND	0	0	1	20	1	7	8	25	10	20	0	0	0	0	0	0	0	0	10	19
OTHER	0	0	0	0	0	0	0	0	0	0	0	0	0	0	0	0	0	0	0	0
Total reported	0	0	5	100	14	100	32	100	51	100	0	0	0	0	2	100	2	100	53	100
Percent reported		.0	100.0		100.0		100.0		100.0		.0		.0		.0	100.0		100.0		100.0
NOT REPORTED	0		0		0		0		0		0		0		0		0		0	
Total	0		5		14		32		51		0		0		2		2		53	