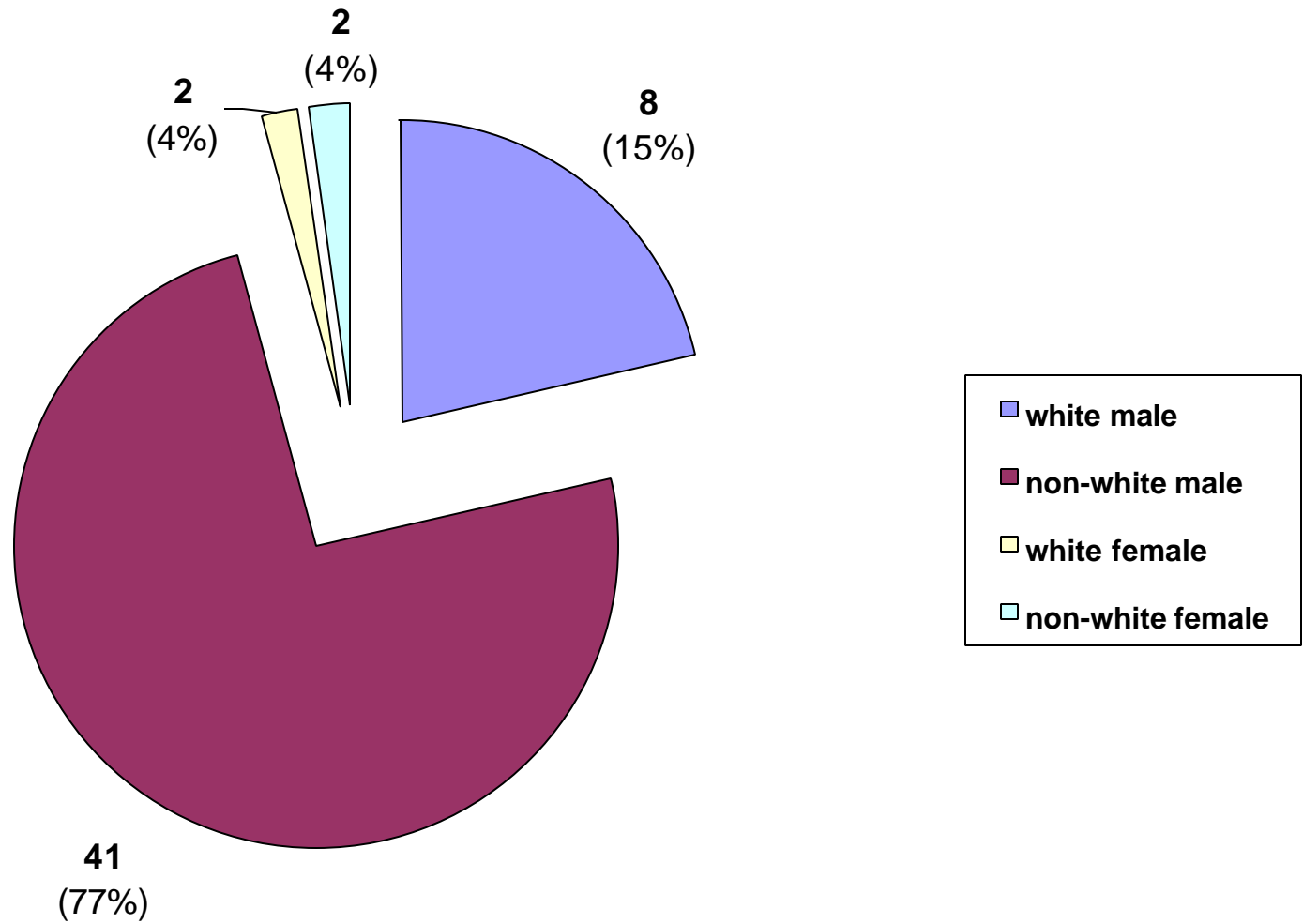
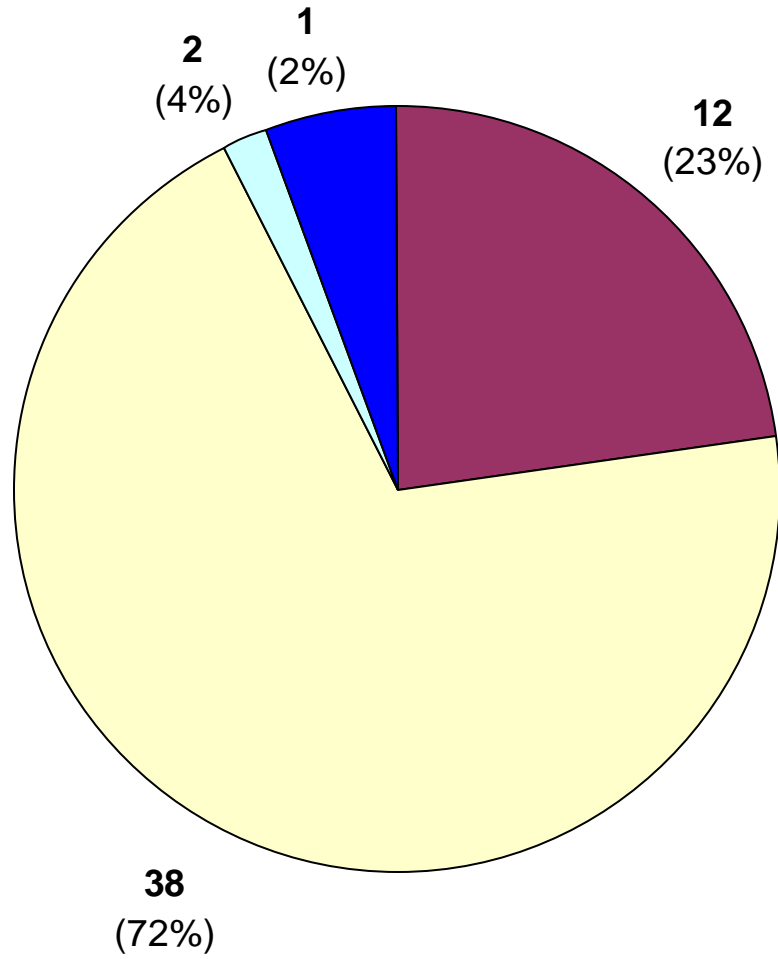


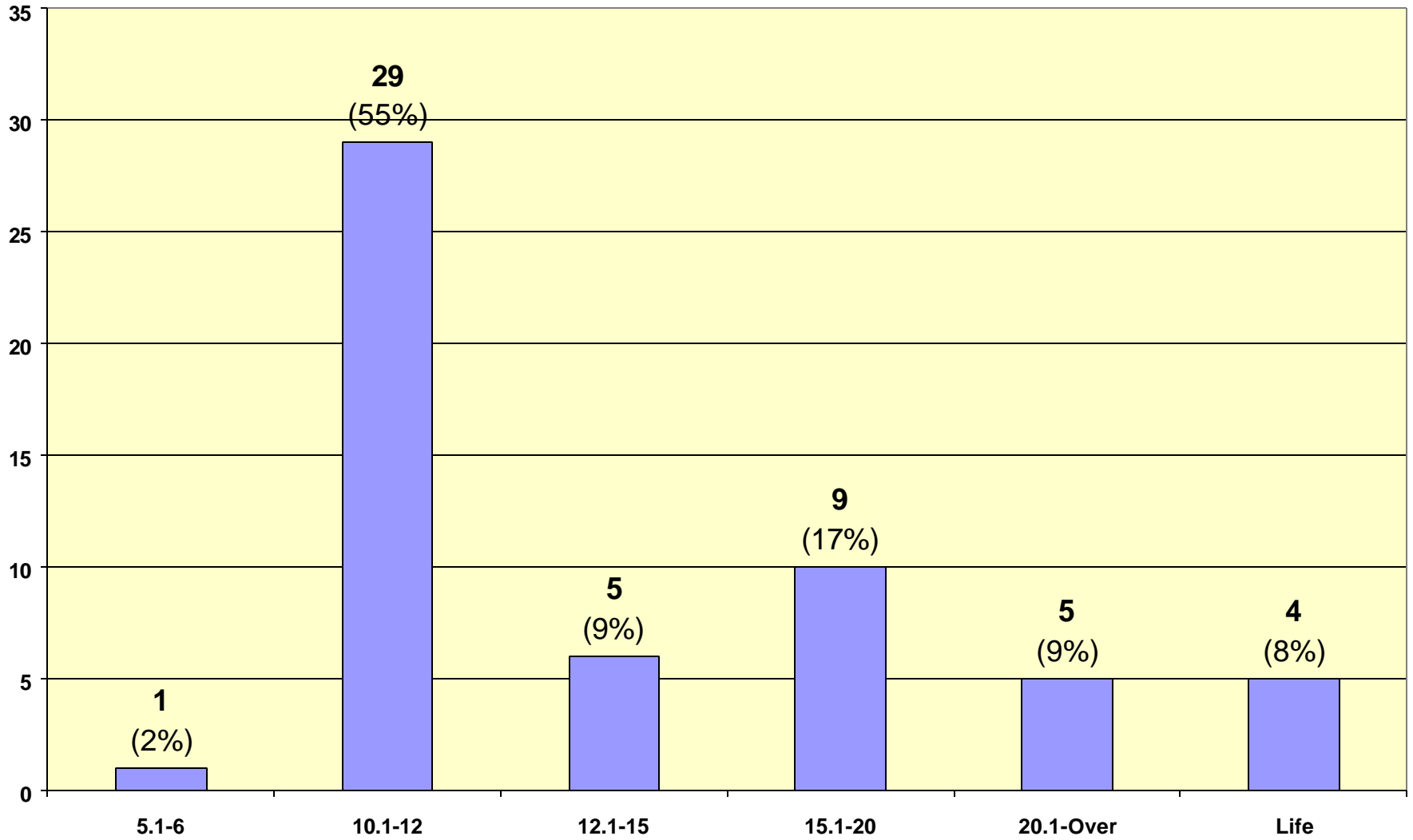
Active Juveniles Sentenced as Adults by Race & Gender




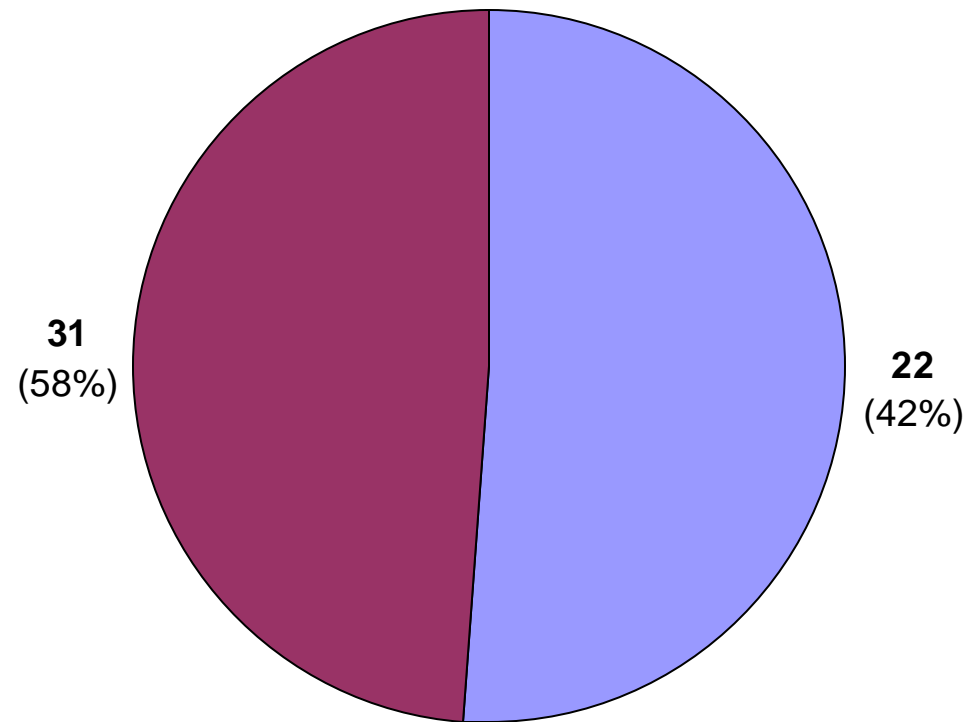
Active Juveniles Sentenced as Adults by Security Levels



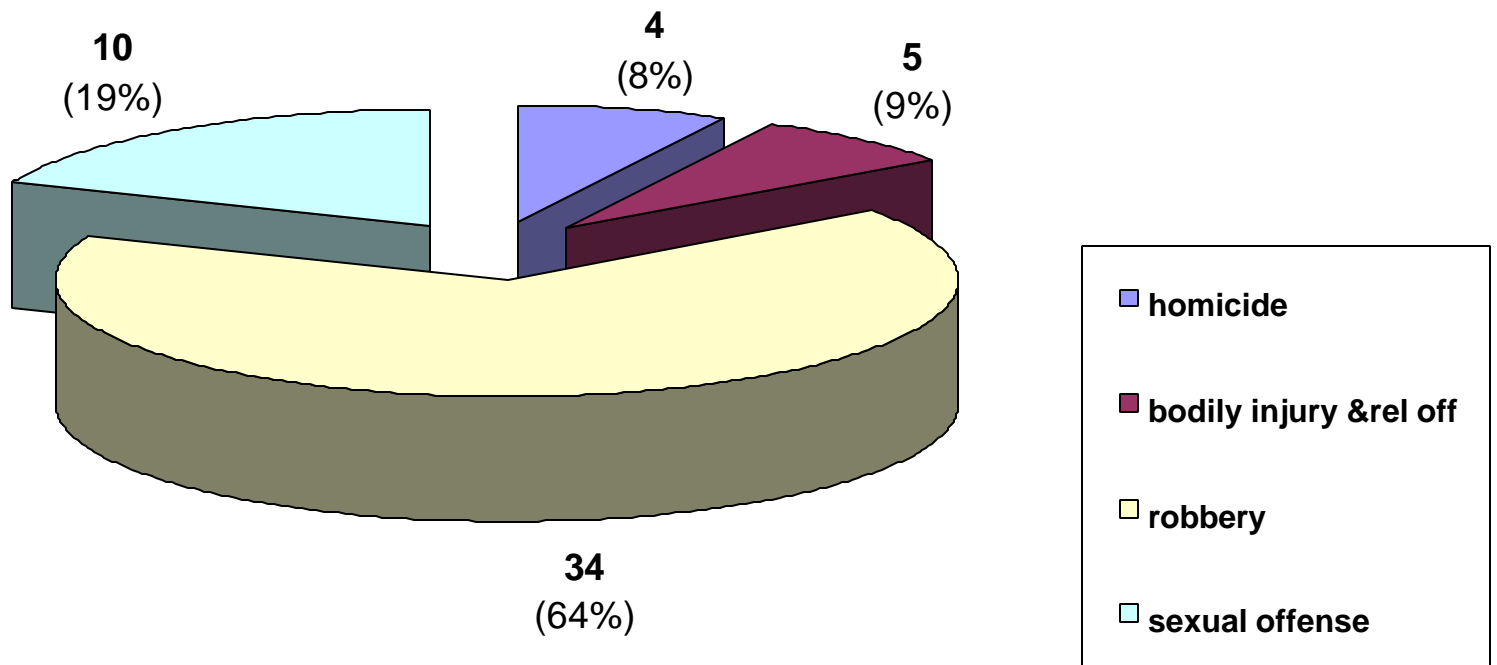
Active Juveniles Sentenced as Adults by Sentence Length



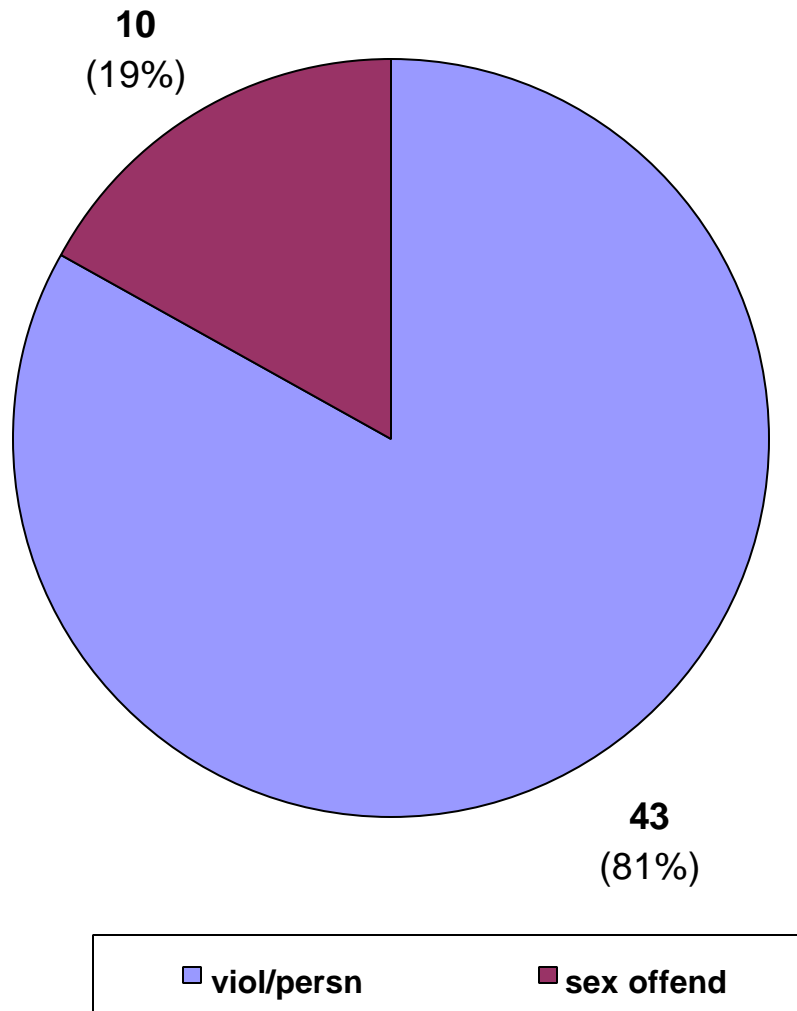
Active Juveniles Sentenced as Adults with Probation to Follow Prison



Active Juveniles Sentenced as Adults by Crime Group



Active Juveniles Sentenced as Adults by Crime Type



Inmate statistical profile

TABLE OF CONTENTS FOR ACTIVE JUVENILE PRISONERS EXCLUDING JAILS

| Title | PAGE |
|--|-------|
| ----- | ----- |
| RACE AND SEX..... | 2 |
| Culture Fair IQ Scores..... | 3 |
| Self-Rpt Socioeconomic Class..... | 4 |
| Self-Rpt Environment To Age 16..... | 5 |
| Self-Rpt Education Level..... | 6 |
| Functional Reading Level (WRAT Scores).. | 7 |
| Functional Math Level (WRAT Scores).... | 8 |
| Functional Spelling Level (WRAT Scores). | 9 |
| Self-Rpt Guardian Status To Age 16..... | 10 |
| Self-Rpt Employment Status Before Prison | 11 |
| Self-Rpt Marital Status At Admission... | 12 |
| Self-Rpt Number Of Children At Admission | 13 |
| Self-Rpt Religious Affiliation..... | 14 |
| Self-Rpt Family Behavior Patterns *..... | 15 |
| Inmate Diagnostic Behavior Problem *.... | 16 |
| Physical Profile (General Condition).... | 17 |
| Security Status..... | 18 |
| Number Of Sentences..... | 19 |
| Number Of Disciplinarys..... | 20 |
| Number Of Escapes..... | 21 |
| Number Of Prior Georgia Incarcerations * | 22 |
| Number Of Transfers..... | 23 |
| County Of Conviction..... | 24 |
| Circ Of Conviction..... | 25 |
| Home County..... | 26 |
| Prison Sentence In Years..... | 27 |
| Probation To Follow Prison..... | 28 |
| Admission Type..... | 29 |
| Release Type..... | 30 |
| Inst By Group..... | 31 |
| Institution..... | 32 |
| Misdemeanors And Felonies..... | 33 |
| Crimes By Group..... | 34 |
| Most Serious Offense..... | 35 |
| Most Serious Crime Type..... | 36 |

Inmate statistical profile

Sample: ACTIVE JUVENILE PRISONERS EXCLUDING JAILS
Active inmates 11/18/2003

Requestor: Statistics

RACE AND SEX by current age & sex

| RACE AND SEX | Age | | M E N | | | | Men | | W O M E N | | | | Women | | Grand | | | | | | | |
|------------------|-------|-----|-------|-------|-------|-------|-------|-------|-----------|-------|-------|-----|-------|-----|-------|-----|-------|-------|-------|-------|-----|-------|
| | 13-14 | % | 15-15 | % | 16-16 | % | 17-17 | % | Total | % | 13-14 | % | 15-15 | % | 16-16 | % | 17-17 | % | Total | % | | |
| WHITE MALE | 0 | 0 | 0 | 0 | 1 | 7 | 7 | 23 | 8 | 16 | 0 | 0 | 0 | 0 | 0 | 0 | 0 | 0 | 0 | 8 | 15 | |
| NON WHITE MALE | 0 | 0 | 3 | 100 | 14 | 93 | 24 | 77 | 41 | 84 | 0 | 0 | 0 | 0 | 0 | 0 | 0 | 0 | 0 | 41 | 77 | |
| WHITE FEMALE | 0 | 0 | 0 | 0 | 0 | 0 | 0 | 0 | 0 | 0 | 0 | 0 | 0 | 0 | 0 | 0 | 2 | 50 | 2 | 50 | 2 | 4 |
| NON WHITE FEMALE | 0 | 0 | 0 | 0 | 0 | 0 | 0 | 0 | 0 | 0 | 0 | 0 | 0 | 0 | 0 | 0 | 2 | 50 | 2 | 50 | 2 | 4 |
| Total reported | 0 | 0 | 3 | 100 | 15 | 100 | 31 | 100 | 49 | 100 | 0 | 0 | 0 | 0 | 0 | 4 | 100 | 4 | 100 | 53 | 100 | |
| Percent reported | | .0 | | 100.0 | | 100.0 | | 100.0 | | 100.0 | | .0 | | .0 | | .0 | | 100.0 | | 100.0 | | 100.0 |
| NOT REPORTED | 0 | | 0 | | 0 | | 0 | | 0 | | 0 | | 0 | | 0 | | 0 | | 0 | | 0 | |
| Total | 0 | | 3 | | 15 | | 31 | | 49 | | 0 | | 0 | | 0 | | 4 | | 4 | | 53 | |
| AVERAGE AGE | | .00 | | 15.00 | | 16.00 | | 17.00 | | 16.57 | | .00 | | .00 | | .00 | | 17.00 | | 17.00 | | 16.60 |

Inmate statistical profile

Sample: ACTIVE JUVENILE PRISONERS EXCLUDING JAILS
Active inmates 11/18/2003

Requestor: Statistics

Culture Fair IQ Scores by current age & sex

| IQ Score | M E N | | | | | W O M E N | | | | | Grand Total % | | | | | | | | | |
|------------------|--------------|--------------|--------------|--------------|----------------|--------------|--------------|--------------|--------------|------------------|------------------|------|------|-----|---|-----|----|-----|----|-----|
| | Age 13-14 | Age 15-15 | Age 16-16 | Age 17-17 | Men Total % | Age 13-14 | Age 15-15 | Age 16-16 | Age 17-17 | Women Total % | | | | | | | | | | |
| LESS THAN 70 | 0 | 0 | 0 | 0 | 0 | 0 | 0 | 0 | 0 | 0 | 0 | 0 | | | | | | | | |
| 70 AND UP | 0 | 0 | 3 | 100 | 15 | 100 | 27 | 100 | 45 | 100 | 0 | 0 | 1 | 100 | 1 | 100 | 46 | 100 | | |
| Total reported | 0 | 0 | 3 | 100 | 15 | 100 | 27 | 100 | 45 | 100 | 0 | 0 | 0 | 0 | 1 | 100 | 1 | 100 | 46 | 100 |
| Percent reported | | .0 | 100.0 | 100.0 | 87.1 | 91.8 | | .0 | .0 | .0 | 25.0 | 25.0 | 86.8 | | | | | | | |
| NOT REPORTED | 0 | 0 | 0 | 4 | 4 | 0 | 0 | 0 | 3 | 3 | 0 | 0 | 0 | 3 | 3 | 7 | | | | |
| Total | 0 | 3 | 15 | 31 | 49 | 0 | 0 | 0 | 4 | 4 | 53 | | | | | | | | | |
| AVERAGE IQ | .00 | 86.67 | 96.07 | 95.93 | 95.36 | .00 | .00 | .00 | 105.00 | 105.00 | 95.57 | | | | | | | | | |

Inmate statistical profile

Sample: ACTIVE JUVENILE PRISONERS EXCLUDING JAILS
Active inmates 11/18/2003

Requestor: Statistics

Self-Rpt Socioeconomic Class by current age & sex

| Socioeconomic Class | Age | | M E N | | | | Men | | W O M E N | | | | Women | | Grand | | | | | | | |
|---------------------|-------|----|-------|-------|-------|------|-------|------|-----------|------|-------|----|-------|----|-------|----|-------|-------|-------|-------|----|------|
| | 13-14 | % | 15-15 | % | 16-16 | % | 17-17 | % | Total | % | 13-14 | % | 15-15 | % | 16-16 | % | 17-17 | % | Total | % | | |
| WELFARE | 0 | 0 | 2 | 67 | 6 | 43 | 3 | 10 | 11 | 23 | 0 | 0 | 0 | 0 | 0 | 0 | 0 | 0 | 0 | 0 | 11 | 22 |
| OCC EMPLOY | 0 | 0 | 0 | 0 | 0 | 0 | 0 | 0 | 0 | 0 | 0 | 0 | 0 | 0 | 0 | 0 | 0 | 0 | 0 | 0 | 0 | 0 |
| MINIMUM STD | 0 | 0 | 1 | 33 | 1 | 7 | 8 | 27 | 10 | 21 | 0 | 0 | 0 | 0 | 0 | 0 | 1 | 25 | 1 | 25 | 11 | 22 |
| MIDDLE | 0 | 0 | 0 | 0 | 7 | 50 | 19 | 63 | 26 | 55 | 0 | 0 | 0 | 0 | 0 | 0 | 3 | 75 | 3 | 75 | 29 | 57 |
| OTHER | 0 | 0 | 0 | 0 | 0 | 0 | 0 | 0 | 0 | 0 | 0 | 0 | 0 | 0 | 0 | 0 | 0 | 0 | 0 | 0 | 0 | 0 |
| Total reported | 0 | 0 | 3 | 100 | 14 | 100 | 30 | 100 | 47 | 100 | 0 | 0 | 0 | 0 | 0 | 0 | 4 | 100 | 4 | 100 | 51 | 100 |
| Percent reported | | .0 | | 100.0 | | 93.3 | | 96.8 | | 95.9 | | .0 | | .0 | | .0 | | 100.0 | | 100.0 | | 96.2 |
| NOT RPTD | 0 | | 0 | | 1 | | 1 | | 2 | | 0 | | 0 | | 0 | | 0 | | 0 | | 2 | |
| Total | 0 | | 3 | | 15 | | 31 | | 49 | | 0 | | 0 | | 0 | | 4 | | 4 | | 53 | |

Inmate statistical profile

Sample: ACTIVE JUVENILE PRISONERS EXCLUDING JAILS
Active inmates 11/18/2003

Requestor: Statistics

Self-Rpt Environment To Age 16 by current age & sex

| Environment | M E N | | | | | | W O M E N | | | | | | Grand | | | | | | | | | |
|------------------|--------------|----|--------------|-------|--------------|-------|--------------|------|--------------|------|--------------|----|--------------|----|--------------|----|--------------|-------|----------------|-------|----------------|------|
| | Age 13-14 | % | Age 15-15 | % | Age 16-16 | % | Age 17-17 | % | Men Total | % | Age 13-14 | % | Age 15-15 | % | Age 16-16 | % | Age 17-17 | % | Women Total | % | Grand Total | % |
| RURAL/FARM | 0 | 0 | 0 | 0 | 0 | 0 | 0 | 0 | 0 | 0 | 0 | 0 | 0 | 0 | 0 | 0 | 0 | 0 | 0 | 0 | 0 | 0 |
| RURAL/NFARM | 0 | 0 | 0 | 0 | 0 | 0 | 2 | 7 | 2 | 4 | 0 | 0 | 0 | 0 | 0 | 0 | 0 | 0 | 0 | 0 | 2 | 4 |
| S.M.S.A | 0 | 0 | 3 | 100 | 8 | 53 | 13 | 43 | 24 | 50 | 0 | 0 | 0 | 0 | 0 | 0 | 0 | 0 | 0 | 0 | 24 | 46 |
| URBAN | 0 | 0 | 0 | 0 | 0 | 0 | 7 | 23 | 7 | 15 | 0 | 0 | 0 | 0 | 0 | 0 | 2 | 50 | 2 | 50 | 9 | 17 |
| SMALL TOWN | 0 | 0 | 0 | 0 | 7 | 47 | 8 | 27 | 15 | 31 | 0 | 0 | 0 | 0 | 0 | 0 | 2 | 50 | 2 | 50 | 17 | 33 |
| OTHER | 0 | 0 | 0 | 0 | 0 | 0 | 0 | 0 | 0 | 0 | 0 | 0 | 0 | 0 | 0 | 0 | 0 | 0 | 0 | 0 | 0 | 0 |
| Total reported | 0 | 0 | 3 | 100 | 15 | 100 | 30 | 100 | 48 | 100 | 0 | 0 | 0 | 0 | 0 | 0 | 4 | 100 | 4 | 100 | 52 | 100 |
| Percent reported | | .0 | | 100.0 | | 100.0 | | 96.8 | | 98.0 | | .0 | | .0 | | .0 | | 100.0 | | 100.0 | | 98.1 |
| NOT RPTD | 0 | | 0 | | 0 | | 1 | | 1 | | 0 | | 0 | | 0 | | 0 | | 0 | | 1 | |
| Total | 0 | | 3 | | 15 | | 31 | | 49 | | 0 | | 0 | | 0 | | 4 | | 4 | | 53 | |

Inmate statistical profile

Sample: ACTIVE JUVENILE PRISONERS EXCLUDING JAILS
Active inmates 11/18/2003

Requestor: Statistics

Self-Rpt Education Level by current age & sex

| Education Level | M E N | | | | | | W O M E N | | | | | | Grand Total % | | | | | | | | |
|---------------------|--------------|----|--------------|-------|--------------|-------|--------------|------|----------------|--------------|-----|--------------|------------------|----|--------------|----|--------------|-------|------------------|-------|------|
| | Age 13-14 | % | Age 15-15 | % | Age 16-16 | % | Age 17-17 | % | Men Total % | Age 13-14 | % | Age 15-15 | | % | Age 16-16 | % | Age 17-17 | % | Women Total % | | |
| LESS THAN GRADE 7 | 0 | 0 | 0 | 0 | 0 | 0 | 0 | 0 | 0 | 0 | 0 | 0 | 0 | 0 | 0 | 1 | 25 | 1 | 25 | 1 | 2 |
| GRADE 7 | 0 | 0 | 1 | 33 | 0 | 0 | 3 | 10 | 4 | 8 | 0 | 0 | 0 | 0 | 0 | 0 | 0 | 0 | 0 | 0 | 8 |
| GRADE 8 | 0 | 0 | 2 | 67 | 7 | 47 | 8 | 27 | 17 | 35 | 0 | 0 | 0 | 0 | 0 | 0 | 0 | 0 | 0 | 0 | 33 |
| GRADE 9 | 0 | 0 | 0 | 0 | 6 | 40 | 12 | 40 | 18 | 38 | 0 | 0 | 0 | 0 | 0 | 3 | 75 | 3 | 75 | 21 | 40 |
| GRADE 10 | 0 | 0 | 0 | 0 | 2 | 13 | 5 | 17 | 7 | 15 | 0 | 0 | 0 | 0 | 0 | 0 | 0 | 0 | 0 | 0 | 13 |
| GRADE 11 | 0 | 0 | 0 | 0 | 0 | 0 | 2 | 7 | 2 | 4 | 0 | 0 | 0 | 0 | 0 | 0 | 0 | 0 | 0 | 0 | 4 |
| GRADE 12 | 0 | 0 | 0 | 0 | 0 | 0 | 0 | 0 | 0 | 0 | 0 | 0 | 0 | 0 | 0 | 0 | 0 | 0 | 0 | 0 | 0 |
| MORE THAN GRADE 12 | 0 | 0 | 0 | 0 | 0 | 0 | 0 | 0 | 0 | 0 | 0 | 0 | 0 | 0 | 0 | 0 | 0 | 0 | 0 | 0 | 0 |
| Total reported | 0 | 0 | 3 | 100 | 15 | 100 | 30 | 100 | 48 | 100 | 0 | 0 | 0 | 0 | 0 | 4 | 100 | 4 | 100 | 52 | 100 |
| Percent reported | | .0 | | 100.0 | | 100.0 | | 96.8 | | 98.0 | | .0 | | .0 | | .0 | | 100.0 | | 100.0 | 98.1 |
| NOT REPORTED | 0 | | 0 | | 0 | | 1 | | 1 | | 0 | | 0 | | 0 | | 0 | | 0 | | 1 |
| Total | 0 | | 3 | | 15 | | 31 | | 49 | | 0 | | 0 | | 0 | | 4 | | 4 | | 53 |
| AVG EDUCATION LEVEL | .00 | | 7.67 | | 8.67 | | 8.83 | | 8.71 | | .00 | | .00 | | .00 | | 8.25 | | 8.25 | | 8.67 |

* NOTE: THE FIELD LABELED "LESS THAN GRADE 7" WAS CORRECTED IN MARCH 1989: MISSING DATA FOR INMATES STILL IN DIAGNOSTICS NOW HAS BEEN REMOVED FROM THIS FIELD AND IDENTIFIED AS "NOT REPORTED" INFORMATION.

Inmate statistical profile

Sample: ACTIVE JUVENILE PRISONERS EXCLUDING JAILS
Active inmates 11/18/2003

Requestor: Statistics

Functional Reading Level (WRAT Scores) by current age & sex

| WRAT Reading Score | M E N | | | | | | W O M E N | | | | | | Grand Total % |
|--------------------|-------------|-------------|-------------|-------------|-------------|-------------|-------------|-------------|-------------|---------------|--------|--|---------------|
| | Age 13-14 % | Age 15-15 % | Age 16-16 % | Age 17-17 % | Men Total % | Age 13-14 % | Age 15-15 % | Age 16-16 % | Age 17-17 % | Women Total % | | | |
| LESS THAN GRADE 6 | 0 0 | 3 100 | 8 53 | 8 30 | 19 42 | 0 0 | 0 0 | 0 0 | 0 0 | 0 0 | 19 41 | | |
| 6TH THRU 8TH GRADE | 0 0 | 0 0 | 2 13 | 3 11 | 5 11 | 0 0 | 0 0 | 0 0 | 0 0 | 0 0 | 5 11 | | |
| GRADE 9 | 0 0 | 0 0 | 1 7 | 1 4 | 2 4 | 0 0 | 0 0 | 0 0 | 0 0 | 0 0 | 2 4 | | |
| GRADE 10 | 0 0 | 0 0 | 0 0 | 2 7 | 2 4 | 0 0 | 0 0 | 0 0 | 0 0 | 0 0 | 2 4 | | |
| GRADE 11 | 0 0 | 0 0 | 2 13 | 1 4 | 3 7 | 0 0 | 0 0 | 0 0 | 0 0 | 0 0 | 3 7 | | |
| GRADE 12 | 0 0 | 0 0 | 2 13 | 12 44 | 14 31 | 0 0 | 0 0 | 0 0 | 1 100 | 1 100 | 15 33 | | |
| MORE THAN GRADE 12 | 0 0 | 0 0 | 0 0 | 0 0 | 0 0 | 0 0 | 0 0 | 0 0 | 0 0 | 0 0 | 0 0 | | |
| Total reported | 0 0 | 3 100 | 15 100 | 27 100 | 45 100 | 0 0 | 0 0 | 0 0 | 1 100 | 1 100 | 46 100 | | |
| Percent reported | .0 | 100.0 | 100.0 | 87.1 | 91.8 | .0 | .0 | .0 | 25.0 | 25.0 | 86.8 | | |
| NOT REPORTED | 0 | 0 | 0 | 4 | 4 | 0 | 0 | 0 | 3 | 3 | 7 | | |
| Total | 0 | 3 | 15 | 31 | 49 | 0 | 0 | 0 | 4 | 4 | 53 | | |
| AVG READING SCORE | .00 | 2.47 | 6.87 | 9.09 | 7.90 | .00 | .00 | .00 | 12.20 | 12.20 | 8.00 | | |

Inmate statistical profile

Sample: ACTIVE JUVENILE PRISONERS EXCLUDING JAILS
Active inmates 11/18/2003

Requestor: Statistics

Functional Math Level (WRAT Scores) by current age & sex

| WRAT Math Score | M E N | | | | | | W O M E N | | | | | | Grand Total % | | | | | | |
|--------------------|-------------|-------------|-------------|-------------|-------|-------|-------------|-------------|-------------|-------------|---------|---------|---------------|----|-----|------|------|------|------|
| | Age 13-14 % | Age 15-15 % | Age 16-16 % | Age 17-17 % | Men % | Men % | Age 13-14 % | Age 15-15 % | Age 16-16 % | Age 17-17 % | Women % | Women % | | | | | | | |
| LESS THAN GRADE 6 | 0 | 0 | 1 | 33 | 7 | 47 | 9 | 33 | 17 | 38 | 0 | 0 | 0 | 0 | 0 | 0 | 17 | 37 | |
| 6TH THRU 8TH GRADE | 0 | 0 | 1 | 33 | 8 | 53 | 13 | 48 | 22 | 49 | 0 | 0 | 0 | 0 | 0 | 0 | 22 | 48 | |
| GRADE 9 | 0 | 0 | 1 | 33 | 0 | 0 | 3 | 11 | 4 | 9 | 0 | 0 | 0 | 0 | 1 | 100 | 5 | 11 | |
| GRADE 10 | 0 | 0 | 0 | 0 | 0 | 0 | 2 | 7 | 2 | 4 | 0 | 0 | 0 | 0 | 0 | 0 | 2 | 4 | |
| GRADE 11 | 0 | 0 | 0 | 0 | 0 | 0 | 0 | 0 | 0 | 0 | 0 | 0 | 0 | 0 | 0 | 0 | 0 | 0 | |
| GRADE 12 | 0 | 0 | 0 | 0 | 0 | 0 | 0 | 0 | 0 | 0 | 0 | 0 | 0 | 0 | 0 | 0 | 0 | 0 | |
| MORE THAN GRADE 12 | 0 | 0 | 0 | 0 | 0 | 0 | 0 | 0 | 0 | 0 | 0 | 0 | 0 | 0 | 0 | 0 | 0 | 0 | |
| Total reported | 0 | 0 | 3 | 100 | 15 | 100 | 27 | 100 | 45 | 100 | 0 | 0 | 0 | 0 | 1 | 100 | 46 | 100 | |
| Percent reported | | .0 | | 100.0 | | 100.0 | | 87.1 | | 91.8 | | .0 | | .0 | | 25.0 | | 86.8 | |
| NOT REPORTED | 0 | | 0 | | 0 | | 4 | | 4 | | 0 | | 0 | | 3 | | 3 | | 7 |
| Total | 0 | | 3 | | 15 | | 31 | | 49 | | 0 | | 0 | | 4 | | 4 | | 53 |
| AVG MATH SCORE | .00 | | 6.97 | | 6.01 | | 6.90 | | 6.61 | | .00 | | .00 | | .00 | | 9.20 | | 6.67 |

Inmate statistical profile

Sample: ACTIVE JUVENILE PRISONERS EXCLUDING JAILS
Active inmates 11/18/2003

Requestor: Statistics

Functional Spelling Level (WRAT Scores) by current age & sex

| WRAT Spelling Score | M E N | | | | | | W O M E N | | | | | | Grand Total % |
|---------------------|-------------|-------------|-------------|-------------|-------------|-------------|-------------|-------------|-------------|---------------|--------|--|---------------|
| | Age 13-14 % | Age 15-15 % | Age 16-16 % | Age 17-17 % | Men Total % | Age 13-14 % | Age 15-15 % | Age 16-16 % | Age 17-17 % | Women Total % | | | |
| LESS THAN GRADE 6 | 0 0 | 3 100 | 9 60 | 12 44 | 24 53 | 0 0 | 0 0 | 0 0 | 0 0 | 0 0 | 24 52 | | |
| 6TH THRU 8TH GRADE | 0 0 | 0 0 | 5 33 | 8 30 | 13 29 | 0 0 | 0 0 | 0 0 | 1 100 | 1 100 | 14 30 | | |
| GRADE 9 | 0 0 | 0 0 | 0 0 | 5 19 | 5 11 | 0 0 | 0 0 | 0 0 | 0 0 | 0 0 | 5 11 | | |
| GRADE 10 | 0 0 | 0 0 | 1 7 | 1 4 | 2 4 | 0 0 | 0 0 | 0 0 | 0 0 | 0 0 | 2 4 | | |
| GRADE 11 | 0 0 | 0 0 | 0 0 | 0 0 | 0 0 | 0 0 | 0 0 | 0 0 | 0 0 | 0 0 | 0 0 | | |
| GRADE 12 | 0 0 | 0 0 | 0 0 | 1 4 | 1 2 | 0 0 | 0 0 | 0 0 | 0 0 | 0 0 | 1 2 | | |
| MORE THAN GRADE 12 | 0 0 | 0 0 | 0 0 | 0 0 | 0 0 | 0 0 | 0 0 | 0 0 | 0 0 | 0 0 | 0 0 | | |
| Total reported | 0 0 | 3 100 | 15 100 | 27 100 | 45 100 | 0 0 | 0 0 | 0 0 | 1 100 | 1 100 | 46 100 | | |
| Percent reported | .0 | 100.0 | 100.0 | 87.1 | 91.8 | .0 | .0 | .0 | 25.0 | 25.0 | 86.8 | | |
| NOT REPORTED | 0 | 0 | 0 | 4 | 4 | 0 | 0 | 0 | 3 | 3 | 7 | | |
| Total | 0 | 3 | 15 | 31 | 49 | 0 | 0 | 0 | 4 | 4 | 53 | | |
| AVG SPELLING SCORE | .00 | 3.83 | 5.69 | 6.63 | 6.13 | .00 | .00 | .00 | 6.20 | 6.20 | 6.13 | | |

Inmate statistical profile

Sample: ACTIVE JUVENILE PRISONERS EXCLUDING JAILS
Active inmates 11/18/2003

Requestor: Statistics

Self-Rpt Guardian Status To Age 16 by current age & sex

| Guardian Status | M E N | | | | | | W O M E N | | | | | | Grand | | | | | | | | | |
|------------------|--------------|----|--------------|-------|--------------|-------|--------------|------|--------------|------|--------------|----|--------------|----|--------------|----|--------------|-------|----------------|-------|----------------|------|
| | Age 13-14 | % | Age 15-15 | % | Age 16-16 | % | Age 17-17 | % | Men Total | % | Age 13-14 | % | Age 15-15 | % | Age 16-16 | % | Age 17-17 | % | Women Total | % | Grand Total | % |
| ORPHANAGE | 0 | 0 | 0 | 0 | 0 | 0 | 0 | 0 | 0 | 0 | 0 | 0 | 0 | 0 | 0 | 0 | 0 | 0 | 0 | 0 | 0 | 0 |
| FATHER ONLY | 0 | 0 | 0 | 0 | 1 | 7 | 1 | 3 | 2 | 4 | 0 | 0 | 0 | 0 | 0 | 0 | 0 | 0 | 0 | 0 | 2 | 4 |
| FTR MTR HD | 0 | 0 | 1 | 33 | 1 | 7 | 1 | 3 | 3 | 6 | 0 | 0 | 0 | 0 | 0 | 0 | 2 | 50 | 2 | 50 | 5 | 10 |
| MOTHER ONLY | 0 | 0 | 2 | 67 | 10 | 67 | 20 | 67 | 32 | 67 | 0 | 0 | 0 | 0 | 0 | 0 | 1 | 25 | 1 | 25 | 33 | 63 |
| MTR FTR HD | 0 | 0 | 0 | 0 | 2 | 13 | 6 | 20 | 8 | 17 | 0 | 0 | 0 | 0 | 0 | 0 | 1 | 25 | 1 | 25 | 9 | 17 |
| OTH FEMALE | 0 | 0 | 0 | 0 | 0 | 0 | 0 | 0 | 0 | 0 | 0 | 0 | 0 | 0 | 0 | 0 | 0 | 0 | 0 | 0 | 0 | 0 |
| OTH MALE | 0 | 0 | 0 | 0 | 0 | 0 | 0 | 0 | 0 | 0 | 0 | 0 | 0 | 0 | 0 | 0 | 0 | 0 | 0 | 0 | 0 | 0 |
| STEP-PARNTS | 0 | 0 | 0 | 0 | 0 | 0 | 0 | 0 | 0 | 0 | 0 | 0 | 0 | 0 | 0 | 0 | 0 | 0 | 0 | 0 | 0 | 0 |
| FOSTER HOME | 0 | 0 | 0 | 0 | 0 | 0 | 0 | 0 | 0 | 0 | 0 | 0 | 0 | 0 | 0 | 0 | 0 | 0 | 0 | 0 | 0 | 0 |
| GRAND PRNTS | 0 | 0 | 0 | 0 | 1 | 7 | 2 | 7 | 3 | 6 | 0 | 0 | 0 | 0 | 0 | 0 | 0 | 0 | 0 | 0 | 3 | 6 |
| OTHER | 0 | 0 | 0 | 0 | 0 | 0 | 0 | 0 | 0 | 0 | 0 | 0 | 0 | 0 | 0 | 0 | 0 | 0 | 0 | 0 | 0 | 0 |
| Total reported | 0 | 0 | 3 | 100 | 15 | 100 | 30 | 100 | 48 | 100 | 0 | 0 | 0 | 0 | 0 | 0 | 4 | 100 | 4 | 100 | 52 | 100 |
| Percent reported | | .0 | | 100.0 | | 100.0 | | 96.8 | | 98.0 | | .0 | | .0 | | .0 | | 100.0 | | 100.0 | | 98.1 |
| NOT RPTD | 0 | | 0 | | 0 | | 1 | | 1 | | 0 | | 0 | | 0 | | 0 | | 0 | | 1 | |
| Total | 0 | | 3 | | 15 | | 31 | | 49 | | 0 | | 0 | | 0 | | 4 | | 4 | | 53 | |

Inmate statistical profile

Sample: ACTIVE JUVENILE PRISONERS EXCLUDING JAILS
Active inmates 11/18/2003

Requestor: Statistics

Self-Rpt Employment Status Before Prison by current age & sex

| Employment | M E N | | | | | | W O M E N | | | | | | Grand | | | | | | | | | |
|------------------|--------------|----|--------------|-------|--------------|-------|--------------|------|--------------|------|--------------|----|--------------|----|--------------|----|--------------|-------|----------------|-------|----------------|------|
| | Age 13-14 | % | Age 15-15 | % | Age 16-16 | % | Age 17-17 | % | Men Total | % | Age 13-14 | % | Age 15-15 | % | Age 16-16 | % | Age 17-17 | % | Women Total | % | Grand Total | % |
| FULL TIME | 0 | 0 | 0 | 0 | 0 | 0 | 2 | 7 | 2 | 4 | 0 | 0 | 0 | 0 | 0 | 0 | 0 | 0 | 0 | 0 | 2 | 4 |
| PART TIME | 0 | 0 | 0 | 0 | 0 | 0 | 6 | 20 | 6 | 13 | 0 | 0 | 0 | 0 | 0 | 0 | 0 | 0 | 0 | 0 | 6 | 12 |
| UNEMPL < 6M | 0 | 0 | 0 | 0 | 0 | 0 | 0 | 0 | 0 | 0 | 0 | 0 | 0 | 0 | 0 | 0 | 0 | 0 | 0 | 0 | 0 | 0 |
| UNEMPL > 6M | 0 | 0 | 0 | 0 | 0 | 0 | 0 | 0 | 0 | 0 | 0 | 0 | 0 | 0 | 0 | 0 | 0 | 0 | 0 | 0 | 0 | 0 |
| NEVER WORKD | 0 | 0 | 3 | 100 | 11 | 73 | 14 | 47 | 28 | 58 | 0 | 0 | 0 | 0 | 0 | 0 | 1 | 25 | 1 | 25 | 29 | 56 |
| STUDENT | 0 | 0 | 0 | 0 | 4 | 27 | 8 | 27 | 12 | 25 | 0 | 0 | 0 | 0 | 0 | 0 | 3 | 75 | 3 | 75 | 15 | 29 |
| INCAPABLE | 0 | 0 | 0 | 0 | 0 | 0 | 0 | 0 | 0 | 0 | 0 | 0 | 0 | 0 | 0 | 0 | 0 | 0 | 0 | 0 | 0 | 0 |
| OTHER | 0 | 0 | 0 | 0 | 0 | 0 | 0 | 0 | 0 | 0 | 0 | 0 | 0 | 0 | 0 | 0 | 0 | 0 | 0 | 0 | 0 | 0 |
| Total reported | 0 | 0 | 3 | 100 | 15 | 100 | 30 | 100 | 48 | 100 | 0 | 0 | 0 | 0 | 0 | 0 | 4 | 100 | 4 | 100 | 52 | 100 |
| Percent reported | | .0 | | 100.0 | | 100.0 | | 96.8 | | 98.0 | | .0 | | .0 | | .0 | | 100.0 | | 100.0 | | 98.1 |
| NOT RPTD | 0 | | 0 | | 0 | | 1 | | 1 | | 0 | | 0 | | 0 | | 0 | | 0 | | 1 | |
| Total | 0 | | 3 | | 15 | | 31 | | 49 | | 0 | | 0 | | 0 | | 4 | | 4 | | 53 | |

* NOTE: THE FIELD LABELD "OTHER" WAS CORRECTED IN APRIL 1989; INMATES CODED "PRE-OTIS NOT REPORTED" NOW HAVE BEEN REMOVED FROM THIS FIELD AND IDENTIFIED AS "NOT REPORTED".

Inmate statistical profile

Sample: ACTIVE JUVENILE PRISONERS EXCLUDING JAILS
Active inmates 11/18/2003

Requestor: Statistics

Self-Rpt Marital Status At Admission by current age & sex

| Marital Status | M E N | | | | | | W O M E N | | | | | | Grand Total % | |
|------------------|-------------|-------------|-------------|-------------|--------|-------------|-------------|-------------|-------------|---------|--------|-----|---------------|--|
| | Age 13-14 % | Age 15-15 % | Age 16-16 % | Age 17-17 % | Men % | Age 13-14 % | Age 15-15 % | Age 16-16 % | Age 17-17 % | Women % | | | | |
| SINGLE | 0 0 | 3 100 | 15 100 | 29 100 | 47 100 | 0 0 | 0 0 | 0 0 | 4 100 | 4 100 | 51 100 | | | |
| MARRIED | 0 0 | 0 0 | 0 0 | 0 0 | 0 0 | 0 0 | 0 0 | 0 0 | 0 0 | 0 0 | 0 0 | 0 0 | 0 0 | |
| SEPARATED | 0 0 | 0 0 | 0 0 | 0 0 | 0 0 | 0 0 | 0 0 | 0 0 | 0 0 | 0 0 | 0 0 | 0 0 | 0 0 | |
| DIVORCED | 0 0 | 0 0 | 0 0 | 0 0 | 0 0 | 0 0 | 0 0 | 0 0 | 0 0 | 0 0 | 0 0 | 0 0 | 0 0 | |
| WIDOWED | 0 0 | 0 0 | 0 0 | 0 0 | 0 0 | 0 0 | 0 0 | 0 0 | 0 0 | 0 0 | 0 0 | 0 0 | 0 0 | |
| COMMON LAW | 0 0 | 0 0 | 0 0 | 0 0 | 0 0 | 0 0 | 0 0 | 0 0 | 0 0 | 0 0 | 0 0 | 0 0 | 0 0 | |
| OTHER | 0 0 | 0 0 | 0 0 | 0 0 | 0 0 | 0 0 | 0 0 | 0 0 | 0 0 | 0 0 | 0 0 | 0 0 | 0 0 | |
| Total reported | 0 0 | 3 100 | 15 100 | 29 100 | 47 100 | 0 0 | 0 0 | 0 0 | 4 100 | 4 100 | 51 100 | | | |
| Percent reported | | .0 | 100.0 | 100.0 | 93.5 | 95.9 | .0 | .0 | .0 | 100.0 | 100.0 | | 96.2 | |
| NOT RPTD | 0 | 0 | 0 | 2 | 2 | 0 | 0 | 0 | 0 | 0 | 2 | | | |
| Total | 0 | 3 | 15 | 31 | 49 | 0 | 0 | 0 | 4 | 4 | 53 | | | |

Inmate statistical profile

Sample: ACTIVE JUVENILE PRISONERS EXCLUDING JAILS
Active inmates 11/18/2003

Requestor: Statistics

Self-Rpt Number Of Children At Admission by current age & sex

| Number Of Children | M E N | | | | | | W O M E N | | | | | | Grand | |
|----------------------|--------------|--------------|--------------|--------------|--------------|----------|--------------|--------------|--------------|--------------|----------------|------------|-------|-----|
| | Age 13-14 | Age 15-15 | Age 16-16 | Age 17-17 | Men Total | Men % | Age 13-14 | Age 15-15 | Age 16-16 | Age 17-17 | Women Total | Women % | Total | % |
| NO CHILDREN | 0 | 0 | 0 | 0 | 0 | 0 | 0 | 0 | 0 | 0 | 0 | 0 | 0 | 0 |
| ONE CHILD | 0 | 0 | 0 | 0 | 3 | 75 | 0 | 0 | 0 | 0 | 0 | 0 | 0 | 0 |
| TWO CHILDREN | 0 | 0 | 0 | 0 | 0 | 0 | 0 | 0 | 0 | 0 | 0 | 0 | 0 | 0 |
| THREE CHILDREN | 0 | 0 | 0 | 0 | 1 | 25 | 0 | 0 | 0 | 0 | 0 | 0 | 0 | 0 |
| FOUR CHILDREN | 0 | 0 | 0 | 0 | 0 | 0 | 0 | 0 | 0 | 0 | 0 | 0 | 0 | 0 |
| FIVE CHILDREN | 0 | 0 | 0 | 0 | 0 | 0 | 0 | 0 | 0 | 0 | 0 | 0 | 0 | 0 |
| MORE THAN 5 CHILDREN | 0 | 0 | 0 | 0 | 0 | 0 | 0 | 0 | 0 | 0 | 0 | 0 | 0 | 0 |
| Total reported | 0 | 0 | 0 | 0 | 4 | 100 | 0 | 0 | 0 | 0 | 0 | 0 | 4 | 100 |
| Percent reported | | .0 | | .0 | | 12.9 | | .0 | | .0 | | .0 | | 7.5 |
| NOT REPORTED | 0 | | 3 | | 15 | | 27 | | 45 | | 0 | | 4 | |
| Total | 0 | | 3 | | 15 | | 31 | | 49 | | 0 | | 4 | |
| AVG NUM CHILDREN | .00 | | .00 | | .00 | | 1.50 | | 1.50 | | .00 | | .00 | |

* NOTE: THE FIELD LABELED "NO CHILDREN" WAS CORRECTED
IN MARCH 1989: MISSING DATA FOR INMATES STILL IN
DIAGNOSTICS NOW HAS BEEN REMOVED FROM THIS FIELD
AND IDENTIFIED AS "NOT REPORTED" INFORMATION.

Inmate statistical profile

Sample: ACTIVE JUVENILE PRISONERS EXCLUDING JAILS
Active inmates 11/18/2003

Requestor: Statistics

Self-Rpt Religious Affiliation by current age & sex

| Religion | M E N | | | | | | W O M E N | | | | | | Grand | | | | | | | | | |
|------------------|--------------|----|--------------|-------|--------------|-------|--------------|------|--------------|------|--------------|----|--------------|----|--------------|----|--------------|-------|----------------|-------|----------------|------|
| | Age 13-14 | % | Age 15-15 | % | Age 16-16 | % | Age 17-17 | % | Men Total | % | Age 13-14 | % | Age 15-15 | % | Age 16-16 | % | Age 17-17 | % | Women Total | % | Grand Total | % |
| ISLAM | 0 | 0 | 0 | 0 | 0 | 0 | 2 | 7 | 2 | 4 | 0 | 0 | 0 | 0 | 0 | 0 | 0 | 0 | 0 | 0 | 2 | 4 |
| CATHOLIC | 0 | 0 | 0 | 0 | 0 | 0 | 2 | 7 | 2 | 4 | 0 | 0 | 0 | 0 | 0 | 0 | 0 | 0 | 0 | 0 | 2 | 4 |
| BAPTIST | 0 | 0 | 3 | 100 | 14 | 93 | 14 | 47 | 31 | 65 | 0 | 0 | 0 | 0 | 0 | 0 | 2 | 50 | 2 | 50 | 33 | 63 |
| METHODIST | 0 | 0 | 0 | 0 | 0 | 0 | 1 | 3 | 1 | 2 | 0 | 0 | 0 | 0 | 0 | 0 | 0 | 0 | 0 | 0 | 1 | 2 |
| EPISCOPLN | 0 | 0 | 0 | 0 | 0 | 0 | 0 | 0 | 0 | 0 | 0 | 0 | 0 | 0 | 0 | 0 | 0 | 0 | 0 | 0 | 0 | 0 |
| PRESBYTRN | 0 | 0 | 0 | 0 | 0 | 0 | 2 | 7 | 2 | 4 | 0 | 0 | 0 | 0 | 0 | 0 | 0 | 0 | 0 | 0 | 2 | 4 |
| CHC OF GOD | 0 | 0 | 0 | 0 | 0 | 0 | 1 | 3 | 1 | 2 | 0 | 0 | 0 | 0 | 0 | 0 | 1 | 25 | 1 | 25 | 2 | 4 |
| HOLINESS | 0 | 0 | 0 | 0 | 0 | 0 | 1 | 3 | 1 | 2 | 0 | 0 | 0 | 0 | 0 | 0 | 0 | 0 | 0 | 0 | 1 | 2 |
| JEWISH | 0 | 0 | 0 | 0 | 0 | 0 | 0 | 0 | 0 | 0 | 0 | 0 | 0 | 0 | 0 | 0 | 0 | 0 | 0 | 0 | 0 | 0 |
| ANGLICAN | 0 | 0 | 0 | 0 | 0 | 0 | 0 | 0 | 0 | 0 | 0 | 0 | 0 | 0 | 0 | 0 | 0 | 0 | 0 | 0 | 0 | 0 |
| GRK ORTHDX | 0 | 0 | 0 | 0 | 0 | 0 | 0 | 0 | 0 | 0 | 0 | 0 | 0 | 0 | 0 | 0 | 0 | 0 | 0 | 0 | 0 | 0 |
| HINDU | 0 | 0 | 0 | 0 | 0 | 0 | 0 | 0 | 0 | 0 | 0 | 0 | 0 | 0 | 0 | 0 | 0 | 0 | 0 | 0 | 0 | 0 |
| BUDDHIST | 0 | 0 | 0 | 0 | 0 | 0 | 0 | 0 | 0 | 0 | 0 | 0 | 0 | 0 | 0 | 0 | 0 | 0 | 0 | 0 | 0 | 0 |
| TAOIST | 0 | 0 | 0 | 0 | 0 | 0 | 0 | 0 | 0 | 0 | 0 | 0 | 0 | 0 | 0 | 0 | 0 | 0 | 0 | 0 | 0 | 0 |
| SHINTOIST | 0 | 0 | 0 | 0 | 0 | 0 | 0 | 0 | 0 | 0 | 0 | 0 | 0 | 0 | 0 | 0 | 0 | 0 | 0 | 0 | 0 | 0 |
| SEVEN D AD | 0 | 0 | 0 | 0 | 0 | 0 | 0 | 0 | 0 | 0 | 0 | 0 | 0 | 0 | 0 | 0 | 0 | 0 | 0 | 0 | 0 | 0 |
| JEHOVAH WT | 0 | 0 | 0 | 0 | 0 | 0 | 1 | 3 | 1 | 2 | 0 | 0 | 0 | 0 | 0 | 0 | 0 | 0 | 0 | 0 | 1 | 2 |
| LATR DAY S | 0 | 0 | 0 | 0 | 0 | 0 | 0 | 0 | 0 | 0 | 0 | 0 | 0 | 0 | 0 | 0 | 0 | 0 | 0 | 0 | 0 | 0 |
| QUAKER | 0 | 0 | 0 | 0 | 0 | 0 | 0 | 0 | 0 | 0 | 0 | 0 | 0 | 0 | 0 | 0 | 0 | 0 | 0 | 0 | 0 | 0 |
| OTHER PROD | 0 | 0 | 0 | 0 | 0 | 0 | 0 | 0 | 0 | 0 | 0 | 0 | 0 | 0 | 0 | 0 | 1 | 25 | 1 | 25 | 1 | 2 |
| NONE | 0 | 0 | 0 | 0 | 1 | 7 | 6 | 20 | 7 | 15 | 0 | 0 | 0 | 0 | 0 | 0 | 0 | 0 | 0 | 0 | 7 | 13 |
| OTHER | 0 | 0 | 0 | 0 | 0 | 0 | 0 | 0 | 0 | 0 | 0 | 0 | 0 | 0 | 0 | 0 | 0 | 0 | 0 | 0 | 0 | 0 |
| Total reported | 0 | 0 | 3 | 100 | 15 | 100 | 30 | 100 | 48 | 100 | 0 | 0 | 0 | 0 | 0 | 0 | 4 | 100 | 4 | 100 | 52 | 100 |
| Percent reported | | .0 | | 100.0 | | 100.0 | | 96.8 | | 98.0 | | .0 | | .0 | | .0 | | 100.0 | | 100.0 | | 98.1 |
| NOT RPTD | 0 | | 0 | | 0 | | 1 | | 1 | | 0 | | 0 | | 0 | | 0 | | 0 | | 1 | |
| Total | 0 | | 3 | | 15 | | 31 | | 49 | | 0 | | 0 | | 0 | | 4 | | 4 | | 53 | |

Inmate statistical profile

Sample: ACTIVE JUVENILE PRISONERS EXCLUDING JAILS
Active inmates 11/18/2003

Requestor: Statistics

Self-Rpt Family Behavior Patterns * by current age & sex

| Family Behavior | M E N | | | | | | | | W O M E N | | | | | | | | Grand Total % | | | | | |
|------------------|-------------|-------------|-------------|-------------|-------|------|-------------|-------------|-------------|-------------|---------|----|---|----|---|----|---------------|-----|-------|-----|------|-----|
| | Age 13-14 % | Age 15-15 % | Age 16-16 % | Age 17-17 % | Men % | | Age 13-14 % | Age 15-15 % | Age 16-16 % | Age 17-17 % | Women % | | | | | | | | | | | |
| CRIMINLTY | 0 | 0 | 0 | 0 | 10 | 36 | 11 | 24 | 21 | 28 | 0 | 0 | 0 | 0 | 0 | 0 | 1 | 14 | 1 | 14 | 22 | 27 |
| ALCOHOLISM | 0 | 0 | 0 | 0 | 2 | 7 | 4 | 9 | 6 | 8 | 0 | 0 | 0 | 0 | 0 | 0 | 0 | 0 | 0 | 0 | 6 | 7 |
| DRUG ABUSE | 0 | 0 | 0 | 0 | 3 | 11 | 7 | 15 | 10 | 13 | 0 | 0 | 0 | 0 | 0 | 0 | 1 | 14 | 1 | 14 | 11 | 13 |
| DOMINERIN | 0 | 0 | 0 | 0 | 0 | 0 | 0 | 0 | 0 | 0 | 0 | 0 | 0 | 0 | 0 | 0 | 0 | 0 | 0 | 0 | 0 | 0 |
| MIGRANT | 0 | 0 | 0 | 0 | 0 | 0 | 0 | 0 | 0 | 0 | 0 | 0 | 0 | 0 | 0 | 0 | 0 | 0 | 0 | 0 | 0 | 0 |
| INFL BTGS | 0 | 0 | 0 | 0 | 0 | 0 | 0 | 0 | 0 | 0 | 0 | 0 | 0 | 0 | 0 | 0 | 1 | 14 | 1 | 14 | 1 | 1 |
| PERMISSIVE | 0 | 0 | 0 | 0 | 0 | 0 | 0 | 0 | 0 | 0 | 0 | 0 | 0 | 0 | 0 | 0 | 1 | 14 | 1 | 14 | 1 | 1 |
| FATH ABSNT | 0 | 0 | 2 | 100 | 11 | 39 | 21 | 46 | 34 | 45 | 0 | 0 | 0 | 0 | 0 | 0 | 1 | 14 | 1 | 14 | 35 | 42 |
| MOTH ABSNT | 0 | 0 | 0 | 0 | 2 | 7 | 3 | 7 | 5 | 7 | 0 | 0 | 0 | 0 | 0 | 0 | 0 | 0 | 0 | 0 | 5 | 6 |
| NONE | 0 | 0 | 0 | 0 | 0 | 0 | 0 | 0 | 0 | 0 | 0 | 0 | 0 | 0 | 0 | 0 | 2 | 29 | 2 | 29 | 2 | 2 |
| Total reported | 0 | 0 | 2 | 100 | 28 | 100 | 46 | 100 | 76 | 100 | 0 | 0 | 0 | 0 | 0 | 0 | 7 | 100 | 7 | 100 | 83 | 100 |
| Percent reported | | .0 | | 66.7 | | 93.3 | | 74.2 | | 79.6 | | .0 | | .0 | | .0 | 100.0 | | 100.0 | | 81.1 | |
| OTHER | 0 | | 1 | | 1 | | 8 | | 10 | | 0 | | 0 | | 0 | | 0 | | 0 | | 10 | |
| Total | 0 | | 3 | | 15 | | 31 | | 49 | | 0 | | 0 | | 0 | | 4 | | 4 | | 53 | |

* NOTE: SINCE THERE CAN BE UP TO FIVE BEHAVIOR CODES PER INMATE, THE NUMBER OF CASES REPORTED IN THE DETAIL LINES AND THE TOTAL REPORTED LINE MAY EXCEED THE TOTAL NUMBER OF CASES. IN SHORT, THIS TABLE COUNTS THE NUMBER OF BEHAVIOR PROBLEMS, NOT INMATES.

Inmate statistical profile

Sample: ACTIVE JUVENILE PRISONERS EXCLUDING JAILS
Active inmates 11/18/2003

Requestor: Statistics

Inmate Diagnostic Behavior Problem * by current age & sex

| Diagnostic Problem | M E N | | | | | | W O M E N | | | | | | Grand | | | | | | | | | |
|--------------------|--------------|---|--------------|-------|--------------|-------|--------------|-------|--------------|-------|--------------|----|--------------|----|--------------|----|--------------|-------|----------------|-------|----------------|-------|
| | Age 13-14 | % | Age 15-15 | % | Age 16-16 | % | Age 17-17 | % | Men Total | % | Age 13-14 | % | Age 15-15 | % | Age 16-16 | % | Age 17-17 | % | Women Total | % | Grand Total | % |
| ALCOHOLIC | 0 | 0 | 0 | 0 | 0 | 0 | 0 | 0 | 0 | 0 | 0 | 0 | 0 | 0 | 0 | 0 | 0 | 0 | 0 | 0 | 0 | 0 |
| ALCOH ABSE | 0 | 0 | 0 | 0 | 9 | 24 | 13 | 20 | 22 | 21 | 0 | 0 | 0 | 0 | 0 | 0 | 0 | 0 | 0 | 0 | 22 | 19 |
| DRUG EXP | 0 | 0 | 0 | 0 | 0 | 0 | 0 | 0 | 0 | 0 | 0 | 0 | 0 | 0 | 0 | 0 | 0 | 0 | 0 | 0 | 0 | 0 |
| DRUG ABSE | 0 | 0 | 1 | 25 | 11 | 29 | 18 | 28 | 30 | 28 | 0 | 0 | 0 | 0 | 0 | 0 | 3 | 43 | 3 | 43 | 33 | 29 |
| NARC ADDCT | 0 | 0 | 0 | 0 | 0 | 0 | 0 | 0 | 0 | 0 | 0 | 0 | 0 | 0 | 0 | 0 | 0 | 0 | 0 | 0 | 0 | 0 |
| EPILEPTIC | 0 | 0 | 0 | 0 | 0 | 0 | 0 | 0 | 0 | 0 | 0 | 0 | 0 | 0 | 0 | 0 | 0 | 0 | 0 | 0 | 0 | 0 |
| MANIPULTVE | 0 | 0 | 0 | 0 | 0 | 0 | 0 | 0 | 0 | 0 | 0 | 0 | 0 | 0 | 0 | 0 | 0 | 0 | 0 | 0 | 0 | 0 |
| ASSAULTIVE | 0 | 0 | 3 | 75 | 15 | 39 | 29 | 45 | 47 | 44 | 0 | 0 | 0 | 0 | 0 | 0 | 3 | 43 | 3 | 43 | 50 | 44 |
| ESCAPE TEND | 0 | 0 | 0 | 0 | 1 | 3 | 2 | 3 | 3 | 3 | 0 | 0 | 0 | 0 | 0 | 0 | 0 | 0 | 0 | 0 | 3 | 3 |
| SUICIDAL | 0 | 0 | 0 | 0 | 2 | 5 | 3 | 5 | 5 | 5 | 0 | 0 | 0 | 0 | 0 | 0 | 1 | 14 | 1 | 14 | 6 | 5 |
| WITHDRAWN | 0 | 0 | 0 | 0 | 0 | 0 | 0 | 0 | 0 | 0 | 0 | 0 | 0 | 0 | 0 | 0 | 0 | 0 | 0 | 0 | 0 | 0 |
| PR RLTY CT | 0 | 0 | 0 | 0 | 0 | 0 | 0 | 0 | 0 | 0 | 0 | 0 | 0 | 0 | 0 | 0 | 0 | 0 | 0 | 0 | 0 | 0 |
| HOMOSEXUAL | 0 | 0 | 0 | 0 | 0 | 0 | 0 | 0 | 0 | 0 | 0 | 0 | 0 | 0 | 0 | 0 | 0 | 0 | 0 | 0 | 0 | 0 |
| NONE | 0 | 0 | 0 | 0 | 0 | 0 | 0 | 0 | 0 | 0 | 0 | 0 | 0 | 0 | 0 | 0 | 0 | 0 | 0 | 0 | 0 | 0 |
| OTHER | 0 | 0 | 0 | 0 | 0 | 0 | 0 | 0 | 0 | 0 | 0 | 0 | 0 | 0 | 0 | 0 | 0 | 0 | 0 | 0 | 0 | 0 |
| NOT RPTD | 0 | 0 | 0 | 0 | 0 | 0 | 0 | 0 | 0 | 0 | 0 | 0 | 0 | 0 | 0 | 0 | 0 | 0 | 0 | 0 | 0 | 0 |
| Total reported | 0 | 0 | 4 | 100 | 38 | 100 | 65 | 100 | 107 | 100 | 0 | 0 | 0 | 0 | 0 | 0 | 7 | 100 | 7 | 100 | 114 | 100 |
| Percent reported | | | .0 | 100.0 | 100.0 | 100.0 | 100.0 | 100.0 | 100.0 | 100.0 | .0 | .0 | .0 | .0 | .0 | .0 | 100.0 | 100.0 | 100.0 | 100.0 | 100.0 | 100.0 |
| UNKNOWN | 0 | | 0 | | 0 | | 0 | | 0 | | 0 | | 0 | | 0 | | 0 | | 0 | | 0 | |
| Total | 0 | | 3 | | 15 | | 31 | | 49 | | 0 | | 0 | | 0 | | 4 | | 4 | | 53 | |

* NOTE: SINCE THERE CAN BE UP TO FIVE BEHAVIOR CODES PER INMATE, THE NUMBER OF CASES REPORTED IN THE DETAIL LINES AND THE TOTAL REPORTED LINE MAY EXCEED THE TOTAL NUMBER OF CASES. IN SHORT, THIS TABLE COUNTS THE NUMBER OF BEHAVIOR PROBLEMS, NOT INMATES.

Inmate statistical profile

Sample: ACTIVE JUVENILE PRISONERS EXCLUDING JAILS
Active inmates 11/18/2003

Requestor: Statistics

Physical Profile (General Condition) by current age & sex

| Physical Profile | M E N | | | | | W O M E N | | | | | Grand Total % |
|-----------------------|----------------|----------------|----------------|----------------|----------------|----------------|----------------|----------------|----------------|------------------|------------------|
| | Age 13-14 % | Age 15-15 % | Age 16-16 % | Age 17-17 % | Men Total % | Age 13-14 % | Age 15-15 % | Age 16-16 % | Age 17-17 % | Women Total % | |
| NO LIMITATION | 0 0 | 3 100 | 15 100 | 31 100 | 49 100 | 0 0 | 0 0 | 0 0 | 4 100 | 4 100 | 53 100 |
| DEFECT NO MAJOR LIMIT | 0 0 | 0 0 | 0 0 | 0 0 | 0 0 | 0 0 | 0 0 | 0 0 | 0 0 | 0 0 | 0 0 |
| DEFECT MAJOR LIMIT | 0 0 | 0 0 | 0 0 | 0 0 | 0 0 | 0 0 | 0 0 | 0 0 | 0 0 | 0 0 | 0 0 |
| VERY MAJOR DEFECT | 0 0 | 0 0 | 0 0 | 0 0 | 0 0 | 0 0 | 0 0 | 0 0 | 0 0 | 0 0 | 0 0 |
| Total reported | 0 0 | 3 100 | 15 100 | 31 100 | 49 100 | 0 0 | 0 0 | 0 0 | 4 100 | 4 100 | 53 100 |
| Percent reported | .0 | 100.0 | 100.0 | 100.0 | 100.0 | .0 | .0 | .0 | 100.0 | 100.0 | 100.0 |
| NOT REPORTED | 0 | 0 | 0 | 0 | 0 | 0 | 0 | 0 | 0 | 0 | 0 |
| Total | 0 | 3 | 15 | 31 | 49 | 0 | 0 | 0 | 4 | 4 | 53 |

Inmate statistical profile

Sample: ACTIVE JUVENILE PRISONERS EXCLUDING JAILS
Active inmates 11/18/2003

Requestor: Statistics

Security Status by current age & sex

| Security | M E N | | | | | | W O M E N | | | | | | Grand | | |
|------------------|--------------|---------------|---------------|---------------|----------|------------|--------------|---------------|---------------|---------------|------------|------------|-------|-------|-----|
| | Age 13-14 | Age %15-15 | Age %16-16 | Age %17-17 | Men % | Total % | Age 13-14 | Age %15-15 | Age %16-16 | Age %17-17 | Women % | Total % | Total | % | |
| DIAG INCOM | 0 | 0 | 0 | 0 | 0 | 0 | 0 | 0 | 0 | 0 | 0 | 0 | 0 | 0 | |
| WRK RELEAS | 0 | 0 | 0 | 0 | 0 | 0 | 0 | 0 | 0 | 0 | 0 | 0 | 0 | 0 | |
| TRUSTY | 0 | 0 | 0 | 0 | 0 | 0 | 0 | 0 | 0 | 0 | 0 | 0 | 0 | 0 | |
| MINIMUM | 0 | 0 | 0 | 0 | 0 | 0 | 0 | 0 | 0 | 0 | 0 | 0 | 0 | 0 | |
| MEDIUM | 0 | 0 | 0 | 0 | 8 | 26 | 0 | 0 | 0 | 0 | 0 | 4 | 100 | 4 | 100 |
| CLOSE | 0 | 0 | 3 | 100 | 15 | 100 | 0 | 0 | 0 | 0 | 0 | 0 | 0 | 0 | 0 |
| MAXIMUM | 0 | 0 | 0 | 0 | 2 | 6 | 0 | 0 | 0 | 0 | 0 | 0 | 0 | 0 | 0 |
| DIAGNOSTIC | 0 | 0 | 0 | 0 | 1 | 3 | 0 | 0 | 0 | 0 | 0 | 0 | 0 | 0 | 0 |
| Total reported | 0 | 0 | 3 | 100 | 15 | 100 | 0 | 0 | 0 | 0 | 0 | 4 | 100 | 4 | 100 |
| Percent reported | | .0 | 100.0 | 100.0 | 100.0 | 100.0 | | .0 | .0 | .0 | 100.0 | 100.0 | | 100.0 | |
| NOT RPTD | 0 | 0 | 0 | 0 | 0 | 0 | 0 | 0 | 0 | 0 | 0 | 0 | 0 | 0 | |
| Total | 0 | 3 | 15 | 31 | 49 | 0 | 0 | 0 | 4 | 4 | 53 | | | | |

* NOTE: BEGINNING IN JULY 1987, THE FACILITIES
DIVISION NO LONGER CODED INMATES AS BEING WORK RELEASE

Inmate statistical profile

Sample: ACTIVE JUVENILE PRISONERS EXCLUDING JAILS
Active inmates 11/18/2003

Requestor: Statistics

Number Of Sentences by current age & sex

| Number Of Sentences | M E N | | | | W O M E N | | | | Grand Total % | | |
|---------------------|-------------|-------------|-------------|-------------|-------------|-------------|-------------|-------------|---------------|-------------|---------------|
| | Age 13-14 % | Age 15-15 % | Age 16-16 % | Age 17-17 % | Men Total % | Age 13-14 % | Age 15-15 % | Age 16-16 % | | Age 17-17 % | Women Total % |
| ONE | 0 0 | 0 0 | 9 60 | 12 39 | 21 43 | 0 0 | 0 0 | 0 0 | 1 25 | 1 25 | 22 42 |
| TWO | 0 0 | 1 33 | 3 20 | 9 29 | 13 27 | 0 0 | 0 0 | 0 0 | 2 50 | 2 50 | 15 28 |
| THREE | 0 0 | 2 67 | 3 20 | 2 6 | 7 14 | 0 0 | 0 0 | 0 0 | 1 25 | 1 25 | 8 15 |
| FOUR | 0 0 | 0 0 | 0 0 | 2 6 | 2 4 | 0 0 | 0 0 | 0 0 | 0 0 | 0 0 | 2 4 |
| FIVE | 0 0 | 0 0 | 0 0 | 3 10 | 3 6 | 0 0 | 0 0 | 0 0 | 0 0 | 0 0 | 3 6 |
| MORE THAN FIVE | 0 0 | 0 0 | 0 0 | 3 10 | 3 6 | 0 0 | 0 0 | 0 0 | 0 0 | 0 0 | 3 6 |
| Total reported | 0 0 | 3 100 | 15 100 | 31 100 | 49 100 | 0 0 | 0 0 | 0 0 | 4 100 | 4 100 | 53 100 |
| Percent reported | .0 | 100.0 | 100.0 | 100.0 | 100.0 | .0 | .0 | .0 | 100.0 | 100.0 | 100.0 |
| NOT REPORTED | 0 | 0 | 0 | 0 | 0 | 0 | 0 | 0 | 0 | 0 | 0 |
| Total | 0 | 3 | 15 | 31 | 49 | 0 | 0 | 0 | 4 | 4 | 53 |
| AVG NUM SENTENCES | .00 | 2.67 | 1.60 | 2.61 | 2.31 | .00 | .00 | .00 | 2.00 | 2.00 | 2.28 |

Inmate statistical profile

Sample: ACTIVE JUVENILE PRISONERS EXCLUDING JAILS
Active inmates 11/18/2003

Requestor: Statistics

Number Of Disciplinarys by current age & sex

| Disciplinarys | M E N | | | | | | W O M E N | | | | | | Grand | | | | | | | | | |
|------------------|--------------|----|--------------|-------|--------------|-------|--------------|-------|--------------|-------|--------------|----|--------------|----|--------------|----|--------------|-------|----------------|-------|-------|-------|
| | Age 13-14 | % | Age 15-15 | % | Age 16-16 | % | Age 17-17 | % | Men Total | % | Age 13-14 | % | Age 15-15 | % | Age 16-16 | % | Age 17-17 | % | Women Total | % | Total | % |
| ZERO | 0 | 0 | 0 | 0 | 3 | 20 | 4 | 13 | 7 | 14 | 0 | 0 | 0 | 0 | 0 | 0 | 3 | 75 | 3 | 75 | 10 | 19 |
| ONE | 0 | 0 | 1 | 33 | 0 | 0 | 5 | 16 | 6 | 12 | 0 | 0 | 0 | 0 | 0 | 0 | 1 | 25 | 1 | 25 | 7 | 13 |
| TWO | 0 | 0 | 0 | 0 | 0 | 0 | 5 | 16 | 5 | 10 | 0 | 0 | 0 | 0 | 0 | 0 | 0 | 0 | 0 | 0 | 5 | 9 |
| THREE | 0 | 0 | 1 | 33 | 1 | 7 | 3 | 10 | 5 | 10 | 0 | 0 | 0 | 0 | 0 | 0 | 0 | 0 | 0 | 0 | 5 | 9 |
| FOUR | 0 | 0 | 0 | 0 | 1 | 7 | 1 | 3 | 2 | 4 | 0 | 0 | 0 | 0 | 0 | 0 | 0 | 0 | 0 | 0 | 2 | 4 |
| FIVE | 0 | 0 | 1 | 33 | 0 | 0 | 3 | 10 | 4 | 8 | 0 | 0 | 0 | 0 | 0 | 0 | 0 | 0 | 0 | 0 | 4 | 8 |
| MORE THAN FIVE | 0 | 0 | 0 | 0 | 10 | 67 | 10 | 32 | 20 | 41 | 0 | 0 | 0 | 0 | 0 | 0 | 0 | 0 | 0 | 0 | 20 | 38 |
| Total reported | 0 | 0 | 3 | 100 | 15 | 100 | 31 | 100 | 49 | 100 | 0 | 0 | 0 | 0 | 0 | 0 | 4 | 100 | 4 | 100 | 53 | 100 |
| Percent reported | | .0 | | 100.0 | | 100.0 | | 100.0 | | 100.0 | | .0 | | .0 | | .0 | | 100.0 | | 100.0 | | 100.0 |
| NOT REPORTED | 0 | | 0 | | 0 | | 0 | | 0 | | 0 | | 0 | | 0 | | 0 | | 0 | | 0 | |
| Total | 0 | | 3 | | 15 | | 31 | | 49 | | 0 | | 0 | | 0 | | 4 | | 4 | | 53 | |
| AVG NUM DISCIP | .00 | | 3.00 | | 8.07 | | 7.42 | | 7.35 | | .00 | | .00 | | .00 | | .25 | | .25 | | 6.81 | |

Inmate statistical profile

Sample: ACTIVE JUVENILE PRISONERS EXCLUDING JAILS
Active inmates 11/18/2003

Requestor: Statistics

Number Of Prior Georgia Incarcerations * by current age & sex

| Prior Incarcerations | Age | | M E N | | | | Men | | W O M E N | | | | Women | | Grand | | | | | | | |
|----------------------|-------|----|-------|-------|-------|-------|-------|-------|-----------|-------|-------|----|-------|----|-------|----|-------|-------|-------|-------|-----|-------|
| | 13-14 | % | 15-15 | % | 16-16 | % | 17-17 | % | Total | % | 13-14 | % | 15-15 | % | 16-16 | % | 17-17 | % | Total | % | | |
| ZERO | 0 | 0 | 3 | 100 | 15 | 100 | 31 | 100 | 49 | 100 | 0 | 0 | 0 | 0 | 0 | 0 | 4 | 100 | 4 | 100 | 53 | 100 |
| ONE | 0 | 0 | 0 | 0 | 0 | 0 | 0 | 0 | 0 | 0 | 0 | 0 | 0 | 0 | 0 | 0 | 0 | 0 | 0 | 0 | 0 | 0 |
| TWO | 0 | 0 | 0 | 0 | 0 | 0 | 0 | 0 | 0 | 0 | 0 | 0 | 0 | 0 | 0 | 0 | 0 | 0 | 0 | 0 | 0 | 0 |
| THREE | 0 | 0 | 0 | 0 | 0 | 0 | 0 | 0 | 0 | 0 | 0 | 0 | 0 | 0 | 0 | 0 | 0 | 0 | 0 | 0 | 0 | 0 |
| FOUR | 0 | 0 | 0 | 0 | 0 | 0 | 0 | 0 | 0 | 0 | 0 | 0 | 0 | 0 | 0 | 0 | 0 | 0 | 0 | 0 | 0 | 0 |
| FIVE | 0 | 0 | 0 | 0 | 0 | 0 | 0 | 0 | 0 | 0 | 0 | 0 | 0 | 0 | 0 | 0 | 0 | 0 | 0 | 0 | 0 | 0 |
| MORE THAN FIVE | 0 | 0 | 0 | 0 | 0 | 0 | 0 | 0 | 0 | 0 | 0 | 0 | 0 | 0 | 0 | 0 | 0 | 0 | 0 | 0 | 0 | 0 |
| Total reported | 0 | 0 | 3 | 100 | 15 | 100 | 31 | 100 | 49 | 100 | 0 | 0 | 0 | 0 | 0 | 0 | 4 | 100 | 4 | 100 | 53 | 100 |
| Percent reported | | .0 | | 100.0 | | 100.0 | | 100.0 | | 100.0 | | .0 | | .0 | | .0 | | 100.0 | | 100.0 | | 100.0 |
| NOT REPORTED | 0 | | 0 | | 0 | | 0 | | 0 | | 0 | | 0 | | 0 | | 0 | | 0 | | 0 | |
| Total | 0 | | 3 | | 15 | | 31 | | 49 | | 0 | | 0 | | 0 | | 4 | | 4 | | 53 | |
| AVG # INCARCERATIONS | .00 | | .00 | | .00 | | .00 | | .00 | | .00 | | .00 | | .00 | | .00 | | .00 | | .00 | |

* This data counts a parole revocation on an existing sentence AS A prior incarceration. Also, this data counts, for any cohort of inmates, the total number of Georgia incarcerations the inmate has had during his entire criminal career. For example, if an inmate was admitted to prison first in FY72, and then re-admitted in FY79 and FY85, he had two prior incarcerations before the FY85 admission. This inmate's records show two prior incarcerations in all three of his records since he has had two prior incarcerations in his criminal career. If the cohort of FY72 admissions is selected for analysis, two prior incarcerations will be listed for this inmate even though in FY72, he had no prior incarcerations.

Inmate statistical profile

Sample: ACTIVE JUVENILE PRISONERS EXCLUDING JAILS
Active inmates 11/18/2003

Requestor: Statistics

Number Of Transfers by current age & sex

| Transfers | M E N | | | | | | W O M E N | | | | | | Grand | | | | | | | | | |
|-------------------|--------------|----|--------------|-------|--------------|-------|--------------|-------|--------------|-------|--------------|----|--------------|----|--------------|----|--------------|-------|----------------|-------|-------|-------|
| | Age 13-14 | % | Age 15-15 | % | Age 16-16 | % | Age 17-17 | % | Men Total | % | Age 13-14 | % | Age 15-15 | % | Age 16-16 | % | Age 17-17 | % | Women Total | % | Total | % |
| ZERO | 0 | 0 | 3 | 100 | 15 | 100 | 27 | 87 | 45 | 92 | 0 | 0 | 0 | 0 | 0 | 0 | 0 | 0 | 0 | 0 | 45 | 85 |
| ONE | 0 | 0 | 0 | 0 | 0 | 0 | 3 | 10 | 3 | 6 | 0 | 0 | 0 | 0 | 0 | 0 | 4 | 100 | 4 | 100 | 7 | 13 |
| TWO | 0 | 0 | 0 | 0 | 0 | 0 | 0 | 0 | 0 | 0 | 0 | 0 | 0 | 0 | 0 | 0 | 0 | 0 | 0 | 0 | 0 | 0 |
| THREE | 0 | 0 | 0 | 0 | 0 | 0 | 1 | 3 | 1 | 2 | 0 | 0 | 0 | 0 | 0 | 0 | 0 | 0 | 0 | 0 | 1 | 2 |
| FOUR | 0 | 0 | 0 | 0 | 0 | 0 | 0 | 0 | 0 | 0 | 0 | 0 | 0 | 0 | 0 | 0 | 0 | 0 | 0 | 0 | 0 | 0 |
| FIVE | 0 | 0 | 0 | 0 | 0 | 0 | 0 | 0 | 0 | 0 | 0 | 0 | 0 | 0 | 0 | 0 | 0 | 0 | 0 | 0 | 0 | 0 |
| MORE THAN FIVE | 0 | 0 | 0 | 0 | 0 | 0 | 0 | 0 | 0 | 0 | 0 | 0 | 0 | 0 | 0 | 0 | 0 | 0 | 0 | 0 | 0 | 0 |
| Total reported | 0 | 0 | 3 | 100 | 15 | 100 | 31 | 100 | 49 | 100 | 0 | 0 | 0 | 0 | 0 | 0 | 4 | 100 | 4 | 100 | 53 | 100 |
| Percent reported | | .0 | | 100.0 | | 100.0 | | 100.0 | | 100.0 | | .0 | | .0 | | .0 | | 100.0 | | 100.0 | | 100.0 |
| NOT REPORTED | 0 | | 0 | | 0 | | 0 | | 0 | | 0 | | 0 | | 0 | | 0 | | 0 | | 0 | |
| Total | 0 | | 3 | | 15 | | 31 | | 49 | | 0 | | 0 | | 0 | | 4 | | 4 | | 53 | |
| AVG NUM TRANSFERS | .00 | | .00 | | .00 | | .19 | | .12 | | .00 | | .00 | | .00 | | 1.00 | | 1.00 | | .19 | |

Inmate statistical profile

Sample: ACTIVE JUVENILE PRISONERS EXCLUDING JAILS
Active inmates 11/18/2003

Requestor: Statistics

County Of Conviction by current age & sex

| County Of Conviction | Age | | Age | | M E N | | Age | | Men | | Age | | Age | | W O M E N | | Age | | Women | | Grand | | |
|----------------------|-------|----|-------|-------|-------|-------|-------|-------|-------|-------|-------|----|-------|----|-----------|----|-------|-------|-------|-------|-------|-------|----|
| | 13-14 | % | 15-15 | % | 16-16 | % | 17-17 | % | Total | % | 13-14 | % | 15-15 | % | 16-16 | % | 17-17 | % | Total | % | Total | % | |
| Bartow | 0 | 0 | 0 | 0 | 0 | 0 | 0 | 0 | 0 | 0 | 0 | 0 | 0 | 0 | 0 | 0 | 1 | 25 | 1 | 25 | 1 | 2 | |
| Bibb | 0 | 0 | 0 | 0 | 4 | 27 | 1 | 3 | 5 | 10 | 0 | 0 | 0 | 0 | 0 | 0 | 0 | 0 | 0 | 0 | 0 | 5 | 9 |
| Bulloch | 0 | 0 | 0 | 0 | 0 | 0 | 4 | 13 | 4 | 8 | 0 | 0 | 0 | 0 | 0 | 0 | 0 | 0 | 0 | 0 | 0 | 4 | 8 |
| Chatham | 0 | 0 | 0 | 0 | 1 | 7 | 3 | 10 | 4 | 8 | 0 | 0 | 0 | 0 | 0 | 0 | 0 | 0 | 0 | 0 | 0 | 4 | 8 |
| Clayton | 0 | 0 | 0 | 0 | 1 | 7 | 2 | 6 | 3 | 6 | 0 | 0 | 0 | 0 | 0 | 0 | 0 | 0 | 0 | 0 | 0 | 3 | 6 |
| Cobb | 0 | 0 | 0 | 0 | 0 | 0 | 1 | 3 | 1 | 2 | 0 | 0 | 0 | 0 | 0 | 0 | 0 | 0 | 0 | 0 | 0 | 1 | 2 |
| Crisp | 0 | 0 | 0 | 0 | 1 | 7 | 0 | 0 | 1 | 2 | 0 | 0 | 0 | 0 | 0 | 0 | 0 | 0 | 0 | 0 | 0 | 1 | 2 |
| DeKalb | 0 | 0 | 0 | 0 | 2 | 13 | 4 | 13 | 6 | 12 | 0 | 0 | 0 | 0 | 0 | 0 | 2 | 50 | 2 | 50 | 8 | 15 | |
| Emanuel | 0 | 0 | 0 | 0 | 0 | 0 | 1 | 3 | 1 | 2 | 0 | 0 | 0 | 0 | 0 | 0 | 0 | 0 | 0 | 0 | 0 | 1 | 2 |
| Floyd | 0 | 0 | 0 | 0 | 0 | 0 | 1 | 3 | 1 | 2 | 0 | 0 | 0 | 0 | 0 | 0 | 0 | 0 | 0 | 0 | 0 | 1 | 2 |
| Fulton | 0 | 0 | 2 | 67 | 1 | 7 | 1 | 3 | 4 | 8 | 0 | 0 | 0 | 0 | 0 | 0 | 0 | 0 | 0 | 0 | 0 | 4 | 8 |
| Gwinnett | 0 | 0 | 0 | 0 | 1 | 7 | 5 | 16 | 6 | 12 | 0 | 0 | 0 | 0 | 0 | 0 | 0 | 0 | 0 | 0 | 0 | 6 | 11 |
| Jefferson | 0 | 0 | 0 | 0 | 1 | 7 | 0 | 0 | 1 | 2 | 0 | 0 | 0 | 0 | 0 | 0 | 0 | 0 | 0 | 0 | 0 | 1 | 2 |
| Monroe | 0 | 0 | 0 | 0 | 1 | 7 | 0 | 0 | 1 | 2 | 0 | 0 | 0 | 0 | 0 | 0 | 0 | 0 | 0 | 0 | 0 | 1 | 2 |
| Murray | 0 | 0 | 0 | 0 | 0 | 0 | 1 | 3 | 1 | 2 | 0 | 0 | 0 | 0 | 0 | 0 | 0 | 0 | 0 | 0 | 0 | 1 | 2 |
| Muscogee | 0 | 0 | 1 | 33 | 0 | 0 | 2 | 6 | 3 | 6 | 0 | 0 | 0 | 0 | 0 | 0 | 1 | 25 | 1 | 25 | 4 | 8 | |
| Paulding | 0 | 0 | 0 | 0 | 0 | 0 | 1 | 3 | 1 | 2 | 0 | 0 | 0 | 0 | 0 | 0 | 0 | 0 | 0 | 0 | 0 | 1 | 2 |
| Pickens | 0 | 0 | 0 | 0 | 0 | 0 | 1 | 3 | 1 | 2 | 0 | 0 | 0 | 0 | 0 | 0 | 0 | 0 | 0 | 0 | 0 | 1 | 2 |
| Richmond | 0 | 0 | 0 | 0 | 0 | 0 | 2 | 6 | 2 | 4 | 0 | 0 | 0 | 0 | 0 | 0 | 0 | 0 | 0 | 0 | 0 | 2 | 4 |
| Taylor | 0 | 0 | 0 | 0 | 0 | 0 | 1 | 3 | 1 | 2 | 0 | 0 | 0 | 0 | 0 | 0 | 0 | 0 | 0 | 0 | 0 | 1 | 2 |
| Terrell | 0 | 0 | 0 | 0 | 1 | 7 | 0 | 0 | 1 | 2 | 0 | 0 | 0 | 0 | 0 | 0 | 0 | 0 | 0 | 0 | 0 | 1 | 2 |
| Walton | 0 | 0 | 0 | 0 | 1 | 7 | 0 | 0 | 1 | 2 | 0 | 0 | 0 | 0 | 0 | 0 | 0 | 0 | 0 | 0 | 0 | 1 | 2 |
| Total reported | 0 | 0 | 3 | 100 | 15 | 100 | 31 | 100 | 49 | 100 | 0 | 0 | 0 | 0 | 0 | 0 | 4 | 100 | 4 | 100 | 53 | 100 | |
| Percent reported | | .0 | | 100.0 | | 100.0 | | 100.0 | | 100.0 | | .0 | | .0 | | .0 | | 100.0 | | 100.0 | | 100.0 | |
| Not reported | 0 | | 0 | | 0 | | 0 | | 0 | | 0 | | 0 | | 0 | | 0 | | 0 | | 0 | | 0 |
| Total | 0 | | 3 | | 15 | | 31 | | 49 | | 0 | | 0 | | 0 | | 4 | | 4 | | 53 | | 53 |

Inmate statistical profile

Sample: ACTIVE JUVENILE PRISONERS EXCLUDING JAILS
Active inmates 11/18/2003

Requestor: Statistics

Circ Of Conviction by current age & sex

| Circ Of Conviction | M E N | | | | | | W O M E N | | | | | | Grand | | | | | | | |
|--------------------|--------------|--------------|--------------|--------------|-----|-------|--------------|--------------|--------------|--------------|-------|----|-------|----|----|-------|----|-------|----|-------|
| | Age 13-14 | Age 15-15 | Age 16-16 | Age 17-17 | Men | | Age 13-14 | Age 15-15 | Age 16-16 | Age 17-17 | Women | | Total | % | | | | | | |
| Alcovy | 0 | 0 | 1 | 7 | 0 | 0 | 1 | 2 | 0 | 0 | 0 | 0 | 0 | 0 | 1 | 2 | | | | |
| Atlanta | 0 | 0 | 2 | 67 | 1 | 7 | 1 | 3 | 4 | 8 | 0 | 0 | 0 | 0 | 0 | 4 | 8 | | | |
| Augusta | 0 | 0 | 0 | 0 | 0 | 0 | 2 | 6 | 2 | 4 | 0 | 0 | 0 | 0 | 0 | 2 | 4 | | | |
| Chattahoochee | 0 | 0 | 1 | 33 | 0 | 0 | 3 | 10 | 4 | 8 | 0 | 0 | 0 | 0 | 1 | 25 | 5 | 9 | | |
| Cherokee | 0 | 0 | 0 | 0 | 0 | 0 | 0 | 0 | 0 | 0 | 0 | 0 | 0 | 1 | 25 | 1 | 25 | 1 | 2 | |
| Clayton | 0 | 0 | 0 | 0 | 1 | 7 | 2 | 6 | 3 | 6 | 0 | 0 | 0 | 0 | 0 | 0 | 0 | 3 | 6 | |
| Cobb | 0 | 0 | 0 | 0 | 0 | 0 | 1 | 3 | 1 | 2 | 0 | 0 | 0 | 0 | 0 | 0 | 0 | 1 | 2 | |
| Conasauga | 0 | 0 | 0 | 0 | 0 | 0 | 1 | 3 | 1 | 2 | 0 | 0 | 0 | 0 | 0 | 0 | 0 | 1 | 2 | |
| Cordele | 0 | 0 | 0 | 0 | 1 | 7 | 0 | 0 | 1 | 2 | 0 | 0 | 0 | 0 | 0 | 0 | 0 | 1 | 2 | |
| Eastern | 0 | 0 | 0 | 0 | 1 | 7 | 3 | 10 | 4 | 8 | 0 | 0 | 0 | 0 | 0 | 0 | 0 | 4 | 8 | |
| Gwinnett | 0 | 0 | 0 | 0 | 1 | 7 | 5 | 16 | 6 | 12 | 0 | 0 | 0 | 0 | 0 | 0 | 0 | 6 | 11 | |
| Macon | 0 | 0 | 0 | 0 | 4 | 27 | 1 | 3 | 5 | 10 | 0 | 0 | 0 | 0 | 0 | 0 | 0 | 5 | 9 | |
| Middle | 0 | 0 | 0 | 0 | 1 | 7 | 1 | 3 | 2 | 4 | 0 | 0 | 0 | 0 | 0 | 0 | 0 | 2 | 4 | |
| Ogeechee | 0 | 0 | 0 | 0 | 0 | 0 | 4 | 13 | 4 | 8 | 0 | 0 | 0 | 0 | 0 | 0 | 0 | 4 | 8 | |
| Pataula | 0 | 0 | 0 | 0 | 1 | 7 | 0 | 0 | 1 | 2 | 0 | 0 | 0 | 0 | 0 | 0 | 0 | 1 | 2 | |
| Rome | 0 | 0 | 0 | 0 | 0 | 0 | 1 | 3 | 1 | 2 | 0 | 0 | 0 | 0 | 0 | 0 | 0 | 1 | 2 | |
| Stone Mountain | 0 | 0 | 0 | 0 | 2 | 13 | 4 | 13 | 6 | 12 | 0 | 0 | 0 | 0 | 2 | 50 | 2 | 50 | 8 | 15 |
| Appalachian | 0 | 0 | 0 | 0 | 0 | 0 | 1 | 3 | 1 | 2 | 0 | 0 | 0 | 0 | 0 | 0 | 0 | 1 | 2 | |
| Towaliga | 0 | 0 | 0 | 0 | 1 | 7 | 0 | 0 | 1 | 2 | 0 | 0 | 0 | 0 | 0 | 0 | 0 | 1 | 2 | |
| Paulding | 0 | 0 | 0 | 0 | 0 | 0 | 1 | 3 | 1 | 2 | 0 | 0 | 0 | 0 | 0 | 0 | 0 | 1 | 2 | |
| Total reported | 0 | 0 | 3 | 100 | 15 | 100 | 31 | 100 | 49 | 100 | 0 | 0 | 0 | 0 | 4 | 100 | 4 | 100 | 53 | 100 |
| Percent reported | | .0 | | 100.0 | | 100.0 | | 100.0 | | 100.0 | | .0 | | .0 | | 100.0 | | 100.0 | | 100.0 |
| Not reported | 0 | | 0 | | 0 | | 0 | | 0 | | 0 | | 0 | | 0 | | 0 | | 0 | |
| Total | 0 | | 3 | | 15 | | 31 | | 49 | | 0 | | 0 | | 4 | | 4 | | 53 | |

Inmate statistical profile

Sample: ACTIVE JUVENILE PRISONERS EXCLUDING JAILS
Active inmates 11/18/2003

Requestor: Statistics

Home County by current age & sex

| Home County | M E N | | | | | | W O M E N | | | | | | Grand | | | | | | | | | |
|------------------|--------------|----|--------------|-------|--------------|-------|--------------|------|--------------|------|--------------|----|--------------|----|--------------|----|--------------|------|----------------|------|-------|------|
| | Age 13-14 | % | Age 15-15 | % | Age 16-16 | % | Age 17-17 | % | Men Total | % | Age 13-14 | % | Age 15-15 | % | Age 16-16 | % | Age 17-17 | % | Women Total | % | Total | % |
| Bibb | 0 | 0 | 0 | 0 | 4 | 27 | 1 | 3 | 5 | 11 | 0 | 0 | 0 | 0 | 0 | 0 | 0 | 0 | 0 | 0 | 5 | 10 |
| Bulloch | 0 | 0 | 0 | 0 | 0 | 0 | 4 | 14 | 4 | 9 | 0 | 0 | 0 | 0 | 0 | 0 | 0 | 0 | 0 | 0 | 4 | 8 |
| Chatham | 0 | 0 | 0 | 0 | 1 | 7 | 3 | 10 | 4 | 9 | 0 | 0 | 0 | 0 | 0 | 0 | 0 | 0 | 0 | 0 | 4 | 8 |
| Clayton | 0 | 0 | 0 | 0 | 1 | 7 | 1 | 3 | 2 | 4 | 0 | 0 | 0 | 0 | 0 | 0 | 0 | 0 | 0 | 0 | 2 | 4 |
| Cobb | 0 | 0 | 0 | 0 | 0 | 0 | 1 | 3 | 1 | 2 | 0 | 0 | 0 | 0 | 0 | 0 | 0 | 0 | 0 | 0 | 1 | 2 |
| Crisp | 0 | 0 | 0 | 0 | 1 | 7 | 0 | 0 | 1 | 2 | 0 | 0 | 0 | 0 | 0 | 0 | 0 | 0 | 0 | 0 | 1 | 2 |
| DeKalb | 0 | 0 | 0 | 0 | 2 | 13 | 1 | 3 | 3 | 6 | 0 | 0 | 0 | 0 | 0 | 0 | 1 | 50 | 1 | 50 | 4 | 8 |
| Dougherty | 0 | 0 | 0 | 0 | 0 | 0 | 1 | 3 | 1 | 2 | 0 | 0 | 0 | 0 | 0 | 0 | 0 | 0 | 0 | 0 | 1 | 2 |
| Emanuel | 0 | 0 | 0 | 0 | 0 | 0 | 1 | 3 | 1 | 2 | 0 | 0 | 0 | 0 | 0 | 0 | 0 | 0 | 0 | 0 | 1 | 2 |
| Floyd | 0 | 0 | 0 | 0 | 0 | 0 | 1 | 3 | 1 | 2 | 0 | 0 | 0 | 0 | 0 | 0 | 0 | 0 | 0 | 0 | 1 | 2 |
| Fulton | 0 | 0 | 2 | 67 | 1 | 7 | 3 | 10 | 6 | 13 | 0 | 0 | 0 | 0 | 0 | 0 | 0 | 0 | 0 | 0 | 6 | 12 |
| Gwinnett | 0 | 0 | 0 | 0 | 1 | 7 | 5 | 17 | 6 | 13 | 0 | 0 | 0 | 0 | 0 | 0 | 0 | 0 | 0 | 0 | 6 | 12 |
| Henry | 0 | 0 | 0 | 0 | 0 | 0 | 0 | 0 | 0 | 0 | 0 | 0 | 0 | 0 | 0 | 1 | 50 | 1 | 50 | 1 | 2 | |
| Jefferson | 0 | 0 | 0 | 0 | 1 | 7 | 0 | 0 | 1 | 2 | 0 | 0 | 0 | 0 | 0 | 0 | 0 | 0 | 0 | 0 | 1 | 2 |
| Monroe | 0 | 0 | 0 | 0 | 1 | 7 | 0 | 0 | 1 | 2 | 0 | 0 | 0 | 0 | 0 | 0 | 0 | 0 | 0 | 0 | 1 | 2 |
| Muscogee | 0 | 0 | 1 | 33 | 0 | 0 | 2 | 7 | 3 | 6 | 0 | 0 | 0 | 0 | 0 | 0 | 0 | 0 | 0 | 0 | 3 | 6 |
| Paulding | 0 | 0 | 0 | 0 | 0 | 0 | 1 | 3 | 1 | 2 | 0 | 0 | 0 | 0 | 0 | 0 | 0 | 0 | 0 | 0 | 1 | 2 |
| Randolph | 0 | 0 | 0 | 0 | 1 | 7 | 0 | 0 | 1 | 2 | 0 | 0 | 0 | 0 | 0 | 0 | 0 | 0 | 0 | 0 | 1 | 2 |
| Richmond | 0 | 0 | 0 | 0 | 0 | 0 | 2 | 7 | 2 | 4 | 0 | 0 | 0 | 0 | 0 | 0 | 0 | 0 | 0 | 0 | 2 | 4 |
| Spalding | 0 | 0 | 0 | 0 | 0 | 0 | 1 | 3 | 1 | 2 | 0 | 0 | 0 | 0 | 0 | 0 | 0 | 0 | 0 | 0 | 1 | 2 |
| Walton | 0 | 0 | 0 | 0 | 1 | 7 | 0 | 0 | 1 | 2 | 0 | 0 | 0 | 0 | 0 | 0 | 0 | 0 | 0 | 0 | 1 | 2 |
| Whitfield | 0 | 0 | 0 | 0 | 0 | 0 | 1 | 3 | 1 | 2 | 0 | 0 | 0 | 0 | 0 | 0 | 0 | 0 | 0 | 0 | 1 | 2 |
| Total reported | 0 | 0 | 3 | 100 | 15 | 100 | 29 | 100 | 47 | 100 | 0 | 0 | 0 | 0 | 0 | 2 | 100 | 2 | 100 | 49 | 100 | |
| Percent reported | | .0 | | 100.0 | | 100.0 | | 93.5 | | 95.9 | | .0 | | .0 | | .0 | | 50.0 | | 50.0 | | 92.5 |
| Not reported | 0 | | 0 | | 0 | | 2 | | 2 | | 0 | | 0 | | 0 | | 2 | | 2 | | 4 | |
| Total | 0 | | 3 | | 15 | | 31 | | 49 | | 0 | | 0 | | 0 | | 4 | | 4 | | 53 | |

Prison Sentence In Years by current age & sex

| Sentence In Years | Age | | M E N | | | | Men | | Age | | W O M E N | | | | Women | | Grand | | | | | |
|------------------------------------|-------|----|-------|-------|-------|-------|-------|-------|-------|-------|-----------|----|-------|----|-------|----|-------|-------|-------|-------|-------|-------|
| | 13-14 | % | 15-15 | % | 16-16 | % | 17-17 | % | Total | % | 13-14 | % | 15-15 | % | 16-16 | % | 17-17 | % | Total | % | Total | % |
| 0-1 | 0 | 0 | 0 | 0 | 0 | 0 | 0 | 0 | 0 | 0 | 0 | 0 | 0 | 0 | 0 | 0 | 0 | 0 | 0 | 0 | 0 | 0 |
| 1.1-2 | 0 | 0 | 0 | 0 | 0 | 0 | 0 | 0 | 0 | 0 | 0 | 0 | 0 | 0 | 0 | 0 | 0 | 0 | 0 | 0 | 0 | 0 |
| 2.1-3 | 0 | 0 | 0 | 0 | 0 | 0 | 0 | 0 | 0 | 0 | 0 | 0 | 0 | 0 | 0 | 0 | 0 | 0 | 0 | 0 | 0 | 0 |
| 3.1-4 | 0 | 0 | 0 | 0 | 0 | 0 | 0 | 0 | 0 | 0 | 0 | 0 | 0 | 0 | 0 | 0 | 0 | 0 | 0 | 0 | 0 | 0 |
| 4.1-5 | 0 | 0 | 0 | 0 | 0 | 0 | 0 | 0 | 0 | 0 | 0 | 0 | 0 | 0 | 0 | 0 | 0 | 0 | 0 | 0 | 0 | 0 |
| 5.1-6 | 0 | 0 | 0 | 0 | 0 | 0 | 1 | 3 | 1 | 2 | 0 | 0 | 0 | 0 | 0 | 0 | 0 | 0 | 0 | 0 | 1 | 2 |
| 6.1-7 | 0 | 0 | 0 | 0 | 0 | 0 | 0 | 0 | 0 | 0 | 0 | 0 | 0 | 0 | 0 | 0 | 0 | 0 | 0 | 0 | 0 | 0 |
| 7.1-8 | 0 | 0 | 0 | 0 | 0 | 0 | 0 | 0 | 0 | 0 | 0 | 0 | 0 | 0 | 0 | 0 | 0 | 0 | 0 | 0 | 0 | 0 |
| 8.1-9 | 0 | 0 | 0 | 0 | 0 | 0 | 0 | 0 | 0 | 0 | 0 | 0 | 0 | 0 | 0 | 0 | 0 | 0 | 0 | 0 | 0 | 0 |
| 9.1-10 | 0 | 0 | 0 | 0 | 0 | 0 | 0 | 0 | 0 | 0 | 0 | 0 | 0 | 0 | 0 | 0 | 0 | 0 | 0 | 0 | 0 | 0 |
| 10.1-12 | 0 | 0 | 1 | 33 | 11 | 73 | 14 | 45 | 26 | 53 | 0 | 0 | 0 | 0 | 0 | 0 | 3 | 75 | 3 | 75 | 29 | 55 |
| 12.1-15 | 0 | 0 | 0 | 0 | 1 | 7 | 4 | 13 | 5 | 10 | 0 | 0 | 0 | 0 | 0 | 0 | 0 | 0 | 0 | 0 | 5 | 9 |
| 15.1-20 | 0 | 0 | 1 | 33 | 1 | 7 | 6 | 19 | 8 | 16 | 0 | 0 | 0 | 0 | 0 | 0 | 1 | 25 | 1 | 25 | 9 | 17 |
| 20.1-OVER | 0 | 0 | 1 | 33 | 1 | 7 | 3 | 10 | 5 | 10 | 0 | 0 | 0 | 0 | 0 | 0 | 0 | 0 | 0 | 0 | 5 | 9 |
| LIFE | 0 | 0 | 0 | 0 | 1 | 7 | 3 | 10 | 4 | 8 | 0 | 0 | 0 | 0 | 0 | 0 | 0 | 0 | 0 | 0 | 4 | 8 |
| DEATH | 0 | 0 | 0 | 0 | 0 | 0 | 0 | 0 | 0 | 0 | 0 | 0 | 0 | 0 | 0 | 0 | 0 | 0 | 0 | 0 | 0 | 0 |
| LIFE W/O PAROLE | 0 | 0 | 0 | 0 | 0 | 0 | 0 | 0 | 0 | 0 | 0 | 0 | 0 | 0 | 0 | 0 | 0 | 0 | 0 | 0 | 0 | 0 |
| YOUTHFUL OFFENDERS | 0 | 0 | 0 | 0 | 0 | 0 | 0 | 0 | 0 | 0 | 0 | 0 | 0 | 0 | 0 | 0 | 0 | 0 | 0 | 0 | 0 | 0 |
| Total reported | 0 | 0 | 3 | 100 | 15 | 100 | 31 | 100 | 49 | 100 | 0 | 0 | 0 | 0 | 0 | 0 | 4 | 100 | 4 | 100 | 53 | 100 |
| Percent reported | | .0 | | 100.0 | | 100.0 | | 100.0 | | 100.0 | | .0 | | .0 | | .0 | | 100.0 | | 100.0 | | 100.0 |
| NOT REPORTED | 0 | | 0 | | 0 | | 0 | | 0 | | 0 | | 0 | | 0 | | 0 | | 0 | | 0 | |
| Total | 0 | | 3 | | 15 | | 31 | | 49 | | 0 | | 0 | | 0 | | 4 | | 4 | | 53 | |
| AVG EXCLUDING LIFE, DEATH, YO | .00 | | 15.68 | | 11.24 | | 12.83 | | 12.53 | | .00 | | .00 | | .00 | | 12.01 | | 12.01 | | 12.48 | |
| AVG INCLUDING LIFE=21, YO=3 YRS | .00 | | 15.68 | | 11.89 | | 13.62 | | 13.22 | | .00 | | .00 | | .00 | | 12.01 | | 12.01 | | 13.13 | |

Inmate statistical profile

Sample: ACTIVE JUVENILE PRISONERS EXCLUDING JAILS
Active inmates 11/18/2003

Requestor: Statistics

Probation To Follow Prison by current age & sex

| Prob After Prison | M E N | | | | W O M E N | | | | Grand Total % | | |
|---------------------|--------------|--------------|--------------|--------------|----------------|--------------|--------------|--------------|------------------|--------------|------------------|
| | Age 13-14 | Age 15-15 | Age 16-16 | Age 17-17 | Men Total % | Age 13-14 | Age 15-15 | Age 16-16 | | Age 17-17 | Women Total % |
| PROBATION TO FOLLOW | 0 0 | 0 0 | 6 40 | 13 42 | 19 39 | 0 0 | 0 0 | 0 0 | 3 75 | 3 75 | 22 42 |
| NO PROBATION | 0 0 | 3 100 | 9 60 | 18 58 | 30 61 | 0 0 | 0 0 | 0 0 | 1 25 | 1 25 | 31 58 |
| Total reported | 0 0 | 3 100 | 15 100 | 31 100 | 49 100 | 0 0 | 0 0 | 0 0 | 4 100 | 4 100 | 53 100 |
| Percent reported | | .0 | 100.0 | 100.0 | 100.0 | | .0 | .0 | .0 | 100.0 | 100.0 |
| NOT REPORTED | 0 | 0 | 0 | 0 | 0 | 0 | 0 | 0 | 0 | 0 | 0 |
| Total | 0 | 3 | 15 | 31 | 49 | 0 | 0 | 0 | 4 | 4 | 53 |

Inmate statistical profile

Sample: ACTIVE JUVENILE PRISONERS EXCLUDING JAILS
Active inmates 11/18/2003

Requestor: Statistics

Admission Type by current age & sex

| Admission Type | Age | | M E N | | | | Men | | W O M E N | | | | Women | | Grand | | | | | | | |
|----------------------|-------|----|-------|-------|-------|-------|-------|-------|-----------|-------|-------|----|-------|----|-------|----|-------|-------|-------|-------|----|-------|
| | 13-14 | % | 15-15 | % | 16-16 | % | 17-17 | % | Total | % | 13-14 | % | 15-15 | % | 16-16 | % | 17-17 | % | Total | % | | |
| COMMITTED FROM COURT | 0 | 0 | 3 | 100 | 14 | 93 | 31 | 100 | 48 | 98 | 0 | 0 | 0 | 0 | 0 | 0 | 4 | 100 | 4 | 100 | 52 | 98 |
| RETURN APPEAL/BOND | 0 | 0 | 0 | 0 | 0 | 0 | 0 | 0 | 0 | 0 | 0 | 0 | 0 | 0 | 0 | 0 | 0 | 0 | 0 | 0 | 0 | 0 |
| PAROLE REV/NEW SENT | 0 | 0 | 0 | 0 | 0 | 0 | 0 | 0 | 0 | 0 | 0 | 0 | 0 | 0 | 0 | 0 | 0 | 0 | 0 | 0 | 0 | 0 |
| PAR REV/NO NEW SENT | 0 | 0 | 0 | 0 | 0 | 0 | 0 | 0 | 0 | 0 | 0 | 0 | 0 | 0 | 0 | 0 | 0 | 0 | 0 | 0 | 0 | 0 |
| PROB VIOL/TOTAL REV | 0 | 0 | 0 | 0 | 0 | 0 | 0 | 0 | 0 | 0 | 0 | 0 | 0 | 0 | 0 | 0 | 0 | 0 | 0 | 0 | 0 | 0 |
| PROB VIOL/PARTIAL | 0 | 0 | 0 | 0 | 0 | 0 | 0 | 0 | 0 | 0 | 0 | 0 | 0 | 0 | 0 | 0 | 0 | 0 | 0 | 0 | 0 | 0 |
| ADMIT FM OTHER CUST | 0 | 0 | 0 | 0 | 0 | 0 | 0 | 0 | 0 | 0 | 0 | 0 | 0 | 0 | 0 | 0 | 0 | 0 | 0 | 0 | 0 | 0 |
| SHOCK INCARCERATION | 0 | 0 | 0 | 0 | 0 | 0 | 0 | 0 | 0 | 0 | 0 | 0 | 0 | 0 | 0 | 0 | 0 | 0 | 0 | 0 | 0 | 0 |
| PROB REV/REMAINDER | 0 | 0 | 0 | 0 | 1 | 7 | 0 | 0 | 1 | 2 | 0 | 0 | 0 | 0 | 0 | 0 | 0 | 0 | 0 | 0 | 1 | 2 |
| NEW SENT/PAR REV PND | 0 | 0 | 0 | 0 | 0 | 0 | 0 | 0 | 0 | 0 | 0 | 0 | 0 | 0 | 0 | 0 | 0 | 0 | 0 | 0 | 0 | 0 |
| LIFE W/O PAROLE | 0 | 0 | 0 | 0 | 0 | 0 | 0 | 0 | 0 | 0 | 0 | 0 | 0 | 0 | 0 | 0 | 0 | 0 | 0 | 0 | 0 | 0 |
| PAROLE REV BOOT CAMP | 0 | 0 | 0 | 0 | 0 | 0 | 0 | 0 | 0 | 0 | 0 | 0 | 0 | 0 | 0 | 0 | 0 | 0 | 0 | 0 | 0 | 0 |
| PAR REV/RSN UNKNOWN | 0 | 0 | 0 | 0 | 0 | 0 | 0 | 0 | 0 | 0 | 0 | 0 | 0 | 0 | 0 | 0 | 0 | 0 | 0 | 0 | 0 | 0 |
| PROBATION/PAROLE REV | 0 | 0 | 0 | 0 | 0 | 0 | 0 | 0 | 0 | 0 | 0 | 0 | 0 | 0 | 0 | 0 | 0 | 0 | 0 | 0 | 0 | 0 |
| PB PAROLE RESCINDED | 0 | 0 | 0 | 0 | 0 | 0 | 0 | 0 | 0 | 0 | 0 | 0 | 0 | 0 | 0 | 0 | 0 | 0 | 0 | 0 | 0 | 0 |
| PROB REVOC/SPEC COND | 0 | 0 | 0 | 0 | 0 | 0 | 0 | 0 | 0 | 0 | 0 | 0 | 0 | 0 | 0 | 0 | 0 | 0 | 0 | 0 | 0 | 0 |
| PAR REV/REVOC CENTER | 0 | 0 | 0 | 0 | 0 | 0 | 0 | 0 | 0 | 0 | 0 | 0 | 0 | 0 | 0 | 0 | 0 | 0 | 0 | 0 | 0 | 0 |
| INFORMATION ONLY | 0 | 0 | 0 | 0 | 0 | 0 | 0 | 0 | 0 | 0 | 0 | 0 | 0 | 0 | 0 | 0 | 0 | 0 | 0 | 0 | 0 | 0 |
| INCOMPLETE SENT PKG | 0 | 0 | 0 | 0 | 0 | 0 | 0 | 0 | 0 | 0 | 0 | 0 | 0 | 0 | 0 | 0 | 0 | 0 | 0 | 0 | 0 | 0 |
| HANCOCK REVOC CENTER | 0 | 0 | 0 | 0 | 0 | 0 | 0 | 0 | 0 | 0 | 0 | 0 | 0 | 0 | 0 | 0 | 0 | 0 | 0 | 0 | 0 | 0 |
| WHITWORTH DETENTION | 0 | 0 | 0 | 0 | 0 | 0 | 0 | 0 | 0 | 0 | 0 | 0 | 0 | 0 | 0 | 0 | 0 | 0 | 0 | 0 | 0 | 0 |
| DCYS AT RISK | 0 | 0 | 0 | 0 | 0 | 0 | 0 | 0 | 0 | 0 | 0 | 0 | 0 | 0 | 0 | 0 | 0 | 0 | 0 | 0 | 0 | 0 |
| OTHER | 0 | 0 | 0 | 0 | 0 | 0 | 0 | 0 | 0 | 0 | 0 | 0 | 0 | 0 | 0 | 0 | 0 | 0 | 0 | 0 | 0 | 0 |
| Total reported | 0 | 0 | 3 | 100 | 15 | 100 | 31 | 100 | 49 | 100 | 0 | 0 | 0 | 0 | 0 | 0 | 4 | 100 | 4 | 100 | 53 | 100 |
| Percent reported | | .0 | | 100.0 | | 100.0 | | 100.0 | | 100.0 | | .0 | | .0 | | .0 | | 100.0 | | 100.0 | | 100.0 |
| UNKNOWN | 0 | | 0 | | 0 | | 0 | | 0 | | 0 | | 0 | | 0 | | 0 | | 0 | | 0 | |
| Total | 0 | | 3 | | 15 | | 31 | | 49 | | 0 | | 0 | | 0 | | 4 | | 4 | | 53 | |

Inmate statistical profile

Sample: ACTIVE JUVENILE PRISONERS EXCLUDING JAILS
Active inmates 11/18/2003

Requestor: Statistics

Release Type by current age & sex

| Release Type | M E N | | | | | W O M E N | | | | | Grand Total % |
|--------------|-------------|-------------|-------------|-------------|-------------|-------------|-------------|-------------|-------------|---------------|---------------|
| | Age 13-14 % | Age 15-15 % | Age 16-16 % | Age 17-17 % | Men Total % | Age 13-14 % | Age 15-15 % | Age 16-16 % | Age 17-17 % | Women Total % | |
| Active | 0 0 | 3 100 | 15 100 | 31 100 | 49 100 | 0 0 | 0 0 | 0 0 | 4 100 | 4 100 | 53 100 |
| Total | 0 | 3 | 15 | 31 | 49 | 0 | 0 | 0 | 4 | 4 | 53 |

Inmate statistical profile

Sample: ACTIVE JUVENILE PRISONERS EXCLUDING JAILS
Active inmates 11/18/2003

Requestor: Statistics

Inst By Group by current age & sex

| Inst By Group | M E N | | | | | | W O M E N | | | | | | Grand | | | | | | | | | |
|----------------------|--------------|----|--------------|-------|--------------|-------|--------------|-------|--------------|-------|--------------|----|--------------|----|--------------|----|--------------|-------|----------------|-------|----------------|-------|
| | Age 13-14 | % | Age 15-15 | % | Age 16-16 | % | Age 17-17 | % | Men Total | % | Age 13-14 | % | Age 15-15 | % | Age 16-16 | % | Age 17-17 | % | Women Total | % | Grand Total | % |
| County jails | 0 | 0 | 0 | 0 | 0 | 0 | 0 | 0 | 0 | 0 | 0 | 0 | 0 | 0 | 0 | 0 | 0 | 0 | 0 | 0 | 0 | 0 |
| Transitional centers | 0 | 0 | 0 | 0 | 0 | 0 | 0 | 0 | 0 | 0 | 0 | 0 | 0 | 0 | 0 | 0 | 0 | 0 | 0 | 0 | 0 | 0 |
| County camps | 0 | 0 | 0 | 0 | 0 | 0 | 0 | 0 | 0 | 0 | 0 | 0 | 0 | 0 | 0 | 0 | 0 | 0 | 0 | 0 | 0 | 0 |
| Inmate boot camps | 0 | 0 | 0 | 0 | 0 | 0 | 0 | 0 | 0 | 0 | 0 | 0 | 0 | 0 | 0 | 0 | 0 | 0 | 0 | 0 | 0 | 0 |
| State prisons | 0 | 0 | 3 | 100 | 15 | 100 | 31 | 100 | 49 | 100 | 0 | 0 | 0 | 0 | 0 | 0 | 4 | 100 | 4 | 100 | 53 | 100 |
| Private prisons | 0 | 0 | 0 | 0 | 0 | 0 | 0 | 0 | 0 | 0 | 0 | 0 | 0 | 0 | 0 | 0 | 0 | 0 | 0 | 0 | 0 | 0 |
| Other | 0 | 0 | 0 | 0 | 0 | 0 | 0 | 0 | 0 | 0 | 0 | 0 | 0 | 0 | 0 | 0 | 0 | 0 | 0 | 0 | 0 | 0 |
| Total reported | 0 | 0 | 3 | 100 | 15 | 100 | 31 | 100 | 49 | 100 | 0 | 0 | 0 | 0 | 0 | 0 | 4 | 100 | 4 | 100 | 53 | 100 |
| Percent reported | | .0 | | 100.0 | | 100.0 | | 100.0 | | 100.0 | | .0 | | .0 | | .0 | | 100.0 | | 100.0 | | 100.0 |
| Not reported | 0 | | 0 | | 0 | | 0 | | 0 | | 0 | | 0 | | 0 | | 0 | | 0 | | 0 | |
| Total | 0 | | 3 | | 15 | | 31 | | 49 | | 0 | | 0 | | 0 | | 4 | | 4 | | 53 | |

Inmate statistical profile

Sample: ACTIVE JUVENILE PRISONERS EXCLUDING JAILS
Active inmates 11/18/2003

Requestor: Statistics

Institution by current age & sex

| Institution | M E N | | | | W O M E N | | | | Grand Total | % |
|-------------------------|-----------|--------------|--------------|-------------|-----------|-----------|-----------|--------------|--------------|-------------|
| | Age 13-14 | Age 15-15 | Age 16-16 | Age 17-17 | Age 13-14 | Age 15-15 | Age 16-16 | Age 17-17 | | |
| Phillips Prison | 0 | 0 | 0 | 1 | 0 | 0 | 0 | 0 | 1 | 2 |
| Arrendale Prison | 0 | 0 | 3 | 15 | 0 | 0 | 0 | 0 | 46 | 105 |
| Augusta Med Prison | 0 | 0 | 0 | 1 | 0 | 0 | 0 | 0 | 1 | 2 |
| Hancock Prison | 0 | 0 | 0 | 1 | 0 | 0 | 0 | 0 | 1 | 2 |
| Washingtn Women Pris | 0 | 0 | 0 | 0 | 0 | 0 | 0 | 1 | 1 | 25 |
| Pulaski Womens Pris | 0 | 0 | 0 | 0 | 0 | 0 | 0 | 3 | 3 | 75 |
| Baldwin BC | 0 | 0 | 0 | 2 | 0 | 0 | 0 | 1 | 3 | 7 |
| Total reported | 0 | 0 | 3 | 16 | 0 | 0 | 0 | 5 | 57 | 100 |
| Percent reported | .0 | 100.0 | 100.0 | 83.9 | .0 | .0 | .0 | 100.0 | 100.0 | 90.6 |
| Not Reported | 0 | 0 | 0 | 5 | 0 | 0 | 0 | 0 | 5 | |
| Total | 0 | 3 | 15 | 31 | 0 | 0 | 0 | 4 | 4 | 53 |

Inmate statistical profile

Sample: ACTIVE JUVENILE PRISONERS EXCLUDING JAILS
Active inmates 11/18/2003

Requestor: Statistics

Misdemeanors And Felonies by current age & sex

| Crime Type | M E N | | | | | | W O M E N | | | | | | Grand Total % | | | | | | | |
|------------------|-----------|-----------|-----------|-----------|-----------|-------|-----------|-----------|-----------|-----------|-------------|---------|---------------|---|-------|-----|-------|-----|-------|-----|
| | Age 13-14 | Age 15-15 | Age 16-16 | Age 17-17 | Men Total | Men % | Age 13-14 | Age 15-15 | Age 16-16 | Age 17-17 | Women Total | Women % | | | | | | | | |
| MISDEMEANOR | 0 | 0 | 0 | 0 | 0 | 0 | 0 | 0 | 0 | 0 | 0 | 0 | 0 | 0 | 0 | 0 | | | | |
| FELONY | 0 | 0 | 3 | 100 | 15 | 100 | 31 | 100 | 49 | 100 | 0 | 0 | 0 | 0 | 4 | 100 | 4 | 100 | 53 | 100 |
| Total reported | 0 | 0 | 3 | 100 | 15 | 100 | 31 | 100 | 49 | 100 | 0 | 0 | 0 | 0 | 4 | 100 | 4 | 100 | 53 | 100 |
| Percent reported | | .0 | 100.0 | | 100.0 | | 100.0 | | 100.0 | | .0 | | .0 | | 100.0 | | 100.0 | | 100.0 | |
| NOT REPORTED | 0 | | 0 | | 0 | | 0 | | 0 | | 0 | | 0 | | 0 | | 0 | | 0 | |
| Total | 0 | | 3 | | 15 | | 31 | | 49 | | 0 | | 0 | | 4 | | 4 | | 53 | |

Inmate statistical profile

Sample: ACTIVE JUVENILE PRISONERS EXCLUDING JAILS
Active inmates 11/18/2003

Requestor: Statistics

Crimes By Group by current age & sex

| Crimes By Group | M E N | | | | W O M E N | | | | Grand Total | % | | | | | | | | |
|----------------------|-----------|-------------|-------------|-------------|-----------|-------|-----------|-------------|-------------|-------|-------------|-------------|-------------|---------|---|-------|----|-------|
| | Age 13-14 | Age % 15-15 | Age % 16-16 | Age % 17-17 | Men Total | Men % | Age 13-14 | Age % 15-15 | | | Age % 16-16 | Age % 17-17 | Women Total | Women % | | | | |
| HOMICIDE | 0 | 0 | 1 | 7 | 2 | 6 | 3 | 6 | 0 | 0 | 0 | 0 | 1 | 25 | 1 | 25 | 4 | 8 |
| ABORTION | 0 | 0 | 0 | 0 | 0 | 0 | 0 | 0 | 0 | 0 | 0 | 0 | 0 | 0 | 0 | 0 | 0 | 0 |
| BODILY INJRY&REL OFF | 0 | 0 | 0 | 0 | 5 | 16 | 5 | 10 | 0 | 0 | 0 | 0 | 0 | 0 | 0 | 0 | 5 | 9 |
| ARSON & REL OFF | 0 | 0 | 0 | 0 | 0 | 0 | 0 | 0 | 0 | 0 | 0 | 0 | 0 | 0 | 0 | 0 | 0 | 0 |
| DAMAGE OF PROPERTY | 0 | 0 | 0 | 0 | 0 | 0 | 0 | 0 | 0 | 0 | 0 | 0 | 0 | 0 | 0 | 0 | 0 | 0 |
| BURGLARY & REL OFF | 0 | 0 | 0 | 0 | 0 | 0 | 0 | 0 | 0 | 0 | 0 | 0 | 0 | 0 | 0 | 0 | 0 | 0 |
| FORGERY & REL OFF | 0 | 0 | 0 | 0 | 0 | 0 | 0 | 0 | 0 | 0 | 0 | 0 | 0 | 0 | 0 | 0 | 0 | 0 |
| THEFT | 0 | 0 | 0 | 0 | 0 | 0 | 0 | 0 | 0 | 0 | 0 | 0 | 0 | 0 | 0 | 0 | 0 | 0 |
| ROBBERY | 0 | 0 | 1 | 33 | 12 | 80 | 18 | 58 | 31 | 63 | 0 | 0 | 0 | 0 | 3 | 75 | 3 | 75 |
| SEXUAL OFFENSES | 0 | 0 | 2 | 67 | 2 | 13 | 6 | 19 | 10 | 20 | 0 | 0 | 0 | 0 | 0 | 0 | 10 | 19 |
| OBSCENITY CRIMES | 0 | 0 | 0 | 0 | 0 | 0 | 0 | 0 | 0 | 0 | 0 | 0 | 0 | 0 | 0 | 0 | 0 | 0 |
| TREASON & REL OFF | 0 | 0 | 0 | 0 | 0 | 0 | 0 | 0 | 0 | 0 | 0 | 0 | 0 | 0 | 0 | 0 | 0 | 0 |
| CRIMES INVOLVNG GOVT | 0 | 0 | 0 | 0 | 0 | 0 | 0 | 0 | 0 | 0 | 0 | 0 | 0 | 0 | 0 | 0 | 0 | 0 |
| FALSIFICATIONS | 0 | 0 | 0 | 0 | 0 | 0 | 0 | 0 | 0 | 0 | 0 | 0 | 0 | 0 | 0 | 0 | 0 | 0 |
| OBSTRUCT LAW ENFORCE | 0 | 0 | 0 | 0 | 0 | 0 | 0 | 0 | 0 | 0 | 0 | 0 | 0 | 0 | 0 | 0 | 0 | 0 |
| DISORDERLY CONDUCT | 0 | 0 | 0 | 0 | 0 | 0 | 0 | 0 | 0 | 0 | 0 | 0 | 0 | 0 | 0 | 0 | 0 | 0 |
| GAMBLING & REL OFF | 0 | 0 | 0 | 0 | 0 | 0 | 0 | 0 | 0 | 0 | 0 | 0 | 0 | 0 | 0 | 0 | 0 | 0 |
| CRUELTY TO CHILDREN | 0 | 0 | 0 | 0 | 0 | 0 | 0 | 0 | 0 | 0 | 0 | 0 | 0 | 0 | 0 | 0 | 0 | 0 |
| CRIMES WITH GUNS | 0 | 0 | 0 | 0 | 0 | 0 | 0 | 0 | 0 | 0 | 0 | 0 | 0 | 0 | 0 | 0 | 0 | 0 |
| INVASION PRIVACY | 0 | 0 | 0 | 0 | 0 | 0 | 0 | 0 | 0 | 0 | 0 | 0 | 0 | 0 | 0 | 0 | 0 | 0 |
| RACKETEERING | 0 | 0 | 0 | 0 | 0 | 0 | 0 | 0 | 0 | 0 | 0 | 0 | 0 | 0 | 0 | 0 | 0 | 0 |
| DRUG ABUSE OFFENSES | 0 | 0 | 0 | 0 | 0 | 0 | 0 | 0 | 0 | 0 | 0 | 0 | 0 | 0 | 0 | 0 | 0 | 0 |
| DRUG TRAFFICKING | 0 | 0 | 0 | 0 | 0 | 0 | 0 | 0 | 0 | 0 | 0 | 0 | 0 | 0 | 0 | 0 | 0 | 0 |
| AUTO CRIMES | 0 | 0 | 0 | 0 | 0 | 0 | 0 | 0 | 0 | 0 | 0 | 0 | 0 | 0 | 0 | 0 | 0 | 0 |
| REVENUE & CONTRABAND | 0 | 0 | 0 | 0 | 0 | 0 | 0 | 0 | 0 | 0 | 0 | 0 | 0 | 0 | 0 | 0 | 0 | 0 |
| CRIMES OF OTH STATES | 0 | 0 | 0 | 0 | 0 | 0 | 0 | 0 | 0 | 0 | 0 | 0 | 0 | 0 | 0 | 0 | 0 | 0 |
| MISC. FELONIES | 0 | 0 | 0 | 0 | 0 | 0 | 0 | 0 | 0 | 0 | 0 | 0 | 0 | 0 | 0 | 0 | 0 | 0 |
| MISDEMEANORS | 0 | 0 | 0 | 0 | 0 | 0 | 0 | 0 | 0 | 0 | 0 | 0 | 0 | 0 | 0 | 0 | 0 | 0 |
| Total reported | 0 | 0 | 3 | 100 | 15 | 100 | 31 | 100 | 49 | 100 | 0 | 0 | 0 | 0 | 4 | 100 | 4 | 100 |
| Percent reported | | .0 | | 100.0 | | 100.0 | | 100.0 | | 100.0 | | .0 | | .0 | | 100.0 | | 100.0 |
| NOT REPORTED | 0 | | 0 | | 0 | | 0 | | 0 | | 0 | | 0 | | 0 | | 0 | |
| Total | 0 | | 3 | | 15 | | 31 | | 49 | | 0 | | 0 | | 4 | | 4 | |

Inmate statistical profile

Sample: ACTIVE JUVENILE PRISONERS EXCLUDING JAILS
Active inmates 11/18/2003

Requestor: Statistics

Most Serious Offense by current age & sex

| Most Serious Offense | M E N | | | | | W O M E N | | | | | Grand Total % |
|--|----------------|----------------|----------------|----------------|----------------|----------------|----------------|----------------|----------------|------------------|------------------|
| | Age 13-14 % | Age 15-15 % | Age 16-16 % | Age 17-17 % | Men Total % | Age 13-14 % | Age 15-15 % | Age 16-16 % | Age 17-17 % | Women Total % | |
| NOTE: In the table below, misdemeanors come first, and are in lower-case letters. AFTER THAT COME FELONIES, IN UPPER-CASE LETTERS. | | | | | | | | | | | |
| MURDER | 0 0 | 0 0 | 1 7 | 1 3 | 2 4 | 0 0 | 0 0 | 0 0 | 0 0 | 0 0 | 2 4 |
| VOLUNTARY MANSLAUGHT | 0 0 | 0 0 | 0 0 | 1 3 | 1 2 | 0 0 | 0 0 | 0 0 | 1 25 | 1 25 | 2 4 |
| KIDNAPPING | 0 0 | 0 0 | 0 0 | 5 16 | 5 10 | 0 0 | 0 0 | 0 0 | 0 0 | 0 0 | 5 9 |
| ARMED ROBBERY | 0 0 | 1 33 | 12 80 | 18 58 | 31 63 | 0 0 | 0 0 | 0 0 | 3 75 | 3 75 | 34 64 |
| RAPE | 0 0 | 2 67 | 0 0 | 3 10 | 5 10 | 0 0 | 0 0 | 0 0 | 0 0 | 0 0 | 5 9 |
| AGGRAV SODOMY | 0 0 | 0 0 | 0 0 | 1 3 | 1 2 | 0 0 | 0 0 | 0 0 | 0 0 | 0 0 | 1 2 |
| AGGRAV SEXUAL BATTER | 0 0 | 0 0 | 1 7 | 0 0 | 1 2 | 0 0 | 0 0 | 0 0 | 0 0 | 0 0 | 1 2 |
| AGGRAV CHILD MOLESTA | 0 0 | 0 0 | 1 7 | 2 6 | 3 6 | 0 0 | 0 0 | 0 0 | 0 0 | 0 0 | 3 6 |
| CRMNL ATMPPT | 0 0 | 0 0 | 6 40 | 13 42 | 19 39 | 0 0 | 0 0 | 0 0 | 3 75 | 3 75 | 22 42 |
| AIRCRAFT HIJACKING | 0 0 | 3 100 | 9 60 | 18 58 | 30 61 | 0 0 | 0 0 | 0 0 | 1 25 | 1 25 | 31 58 |
| Total | 0 | 3 | 15 | 31 | 49 | 0 | 0 | 0 | 4 | 4 | 53 |

Inmate statistical profile

Sample: ACTIVE JUVENILE PRISONERS EXCLUDING JAILS
Active inmates 11/18/2003

Requestor: Statistics

Most Serious Crime Type by current age & sex

| Crime Type | Age | | Age | | M E N | | | | Age | | Age | | W O M E N | | | | Women | | Grand | | | |
|------------|-------|---|-------|----|-------|----|-------|----|-------|----|-------|---|-----------|---|-------|---|-------|-----|-------|-----|-------|----|
| | 13-14 | % | 15-15 | % | 16-16 | % | 17-17 | % | Total | % | 13-14 | % | 15-15 | % | 16-16 | % | 17-17 | % | Total | % | Total | % |
| VIOL/PERSN | 0 | 0 | 1 | 33 | 13 | 87 | 25 | 81 | 39 | 80 | 0 | 0 | 0 | 0 | 0 | 0 | 4 | 100 | 4 | 100 | 43 | 81 |
| NVIOL/PERS | 0 | 0 | 0 | 0 | 0 | 0 | 0 | 0 | 0 | 0 | 0 | 0 | 0 | 0 | 0 | 0 | 0 | 0 | 0 | 0 | 0 | 0 |
| PROPERTY | 0 | 0 | 0 | 0 | 0 | 0 | 0 | 0 | 0 | 0 | 0 | 0 | 0 | 0 | 0 | 0 | 0 | 0 | 0 | 0 | 0 | 0 |
| DRUG SALES | 0 | 0 | 0 | 0 | 0 | 0 | 0 | 0 | 0 | 0 | 0 | 0 | 0 | 0 | 0 | 0 | 0 | 0 | 0 | 0 | 0 | 0 |
| DRUG POSSN | 0 | 0 | 0 | 0 | 0 | 0 | 0 | 0 | 0 | 0 | 0 | 0 | 0 | 0 | 0 | 0 | 0 | 0 | 0 | 0 | 0 | 0 |
| ALCOHOL | 0 | 0 | 0 | 0 | 0 | 0 | 0 | 0 | 0 | 0 | 0 | 0 | 0 | 0 | 0 | 0 | 0 | 0 | 0 | 0 | 0 | 0 |
| HABIT/DUI | 0 | 0 | 0 | 0 | 0 | 0 | 0 | 0 | 0 | 0 | 0 | 0 | 0 | 0 | 0 | 0 | 0 | 0 | 0 | 0 | 0 | 0 |
| SEX OFFEND | 0 | 0 | 2 | 67 | 2 | 13 | 6 | 19 | 10 | 20 | 0 | 0 | 0 | 0 | 0 | 0 | 0 | 0 | 0 | 0 | 10 | 19 |
| OTHER | 0 | 0 | 0 | 0 | 0 | 0 | 0 | 0 | 0 | 0 | 0 | 0 | 0 | 0 | 0 | 0 | 0 | 0 | 0 | 0 | 0 | 0 |
| Total | 0 | | 3 | | 15 | | 31 | | 49 | | 0 | | 0 | | 0 | | 4 | | 4 | | 53 | |