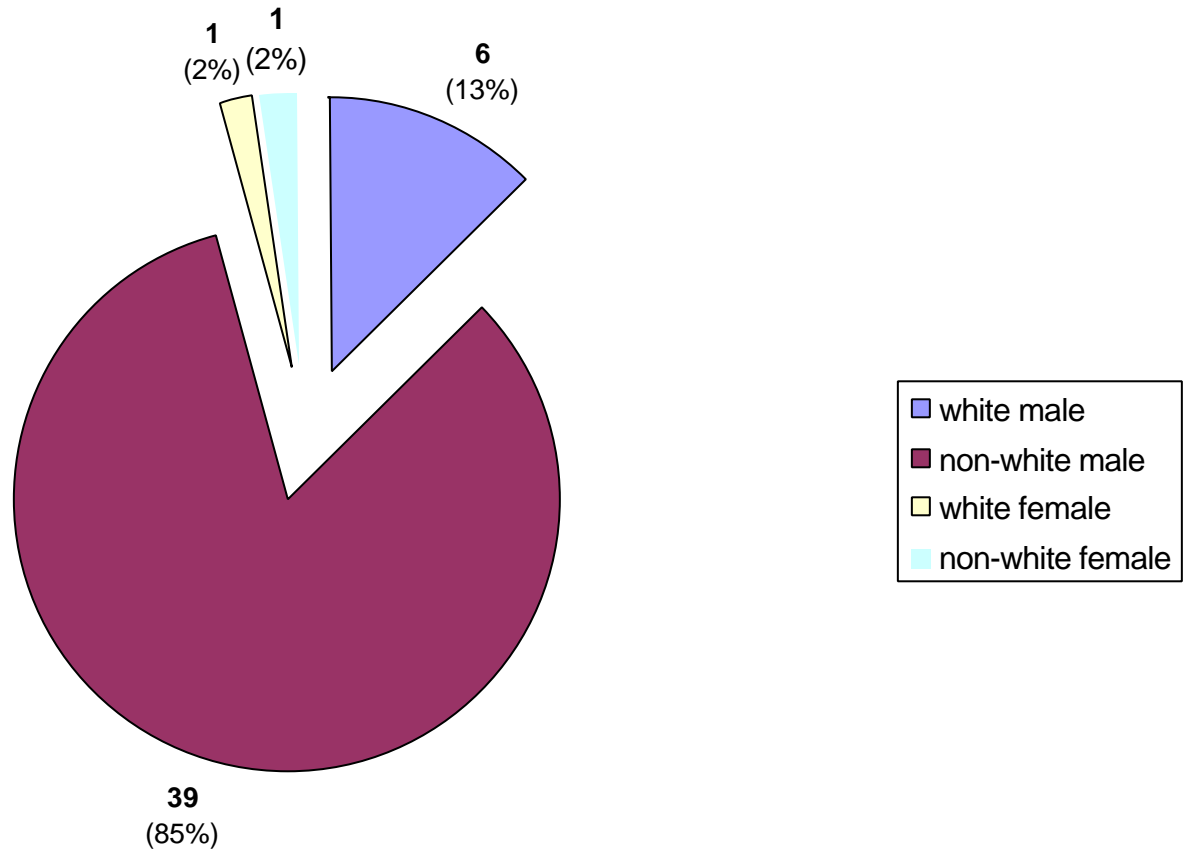

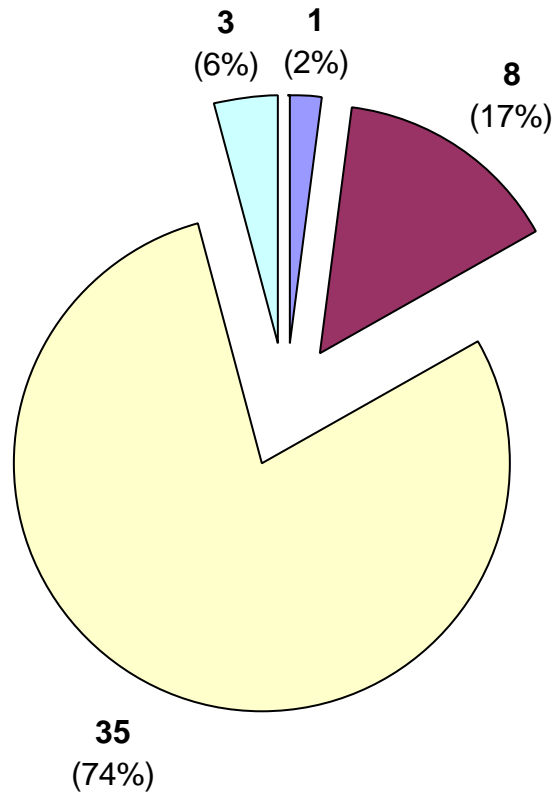


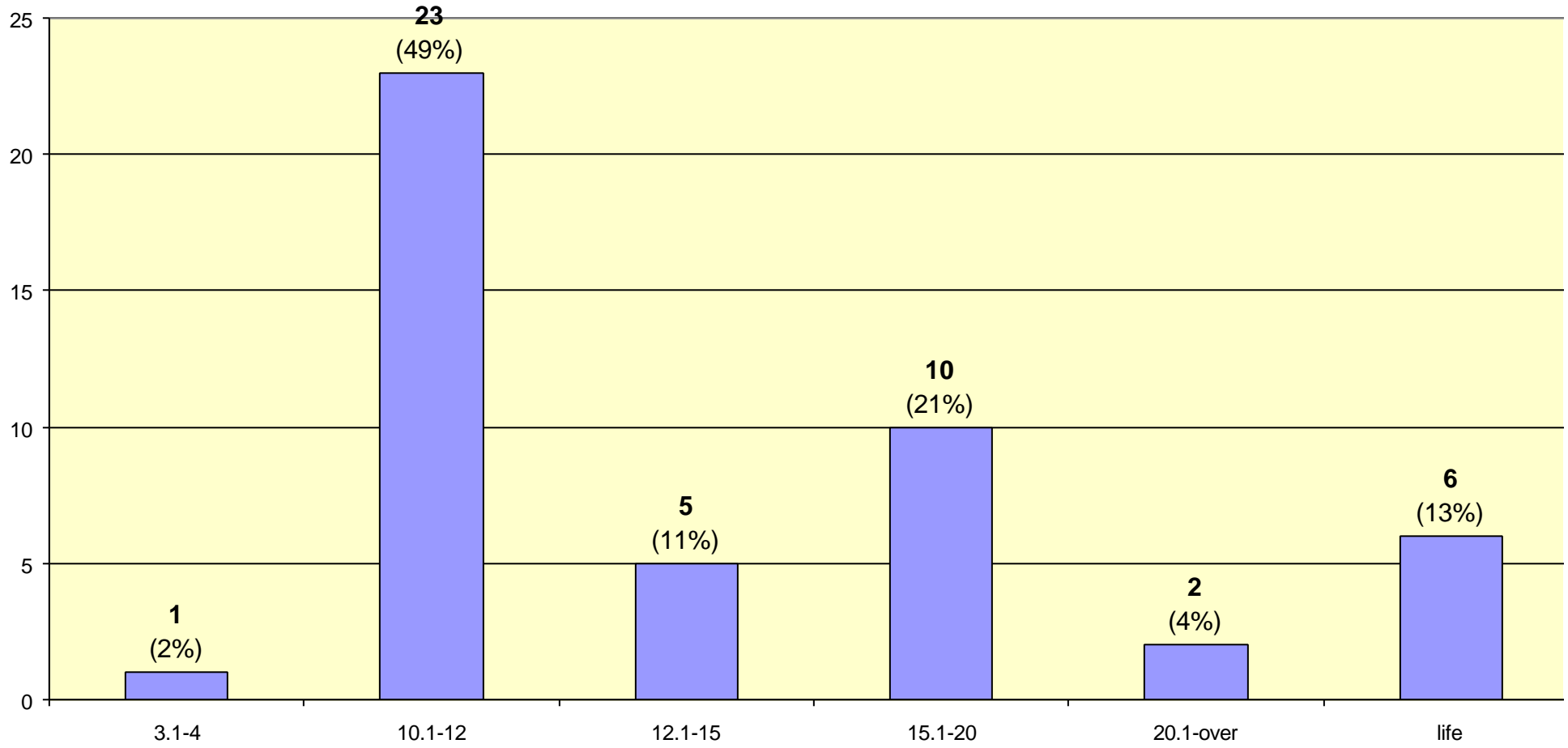
Juveniles Sentenced as Adults by Race & Gender



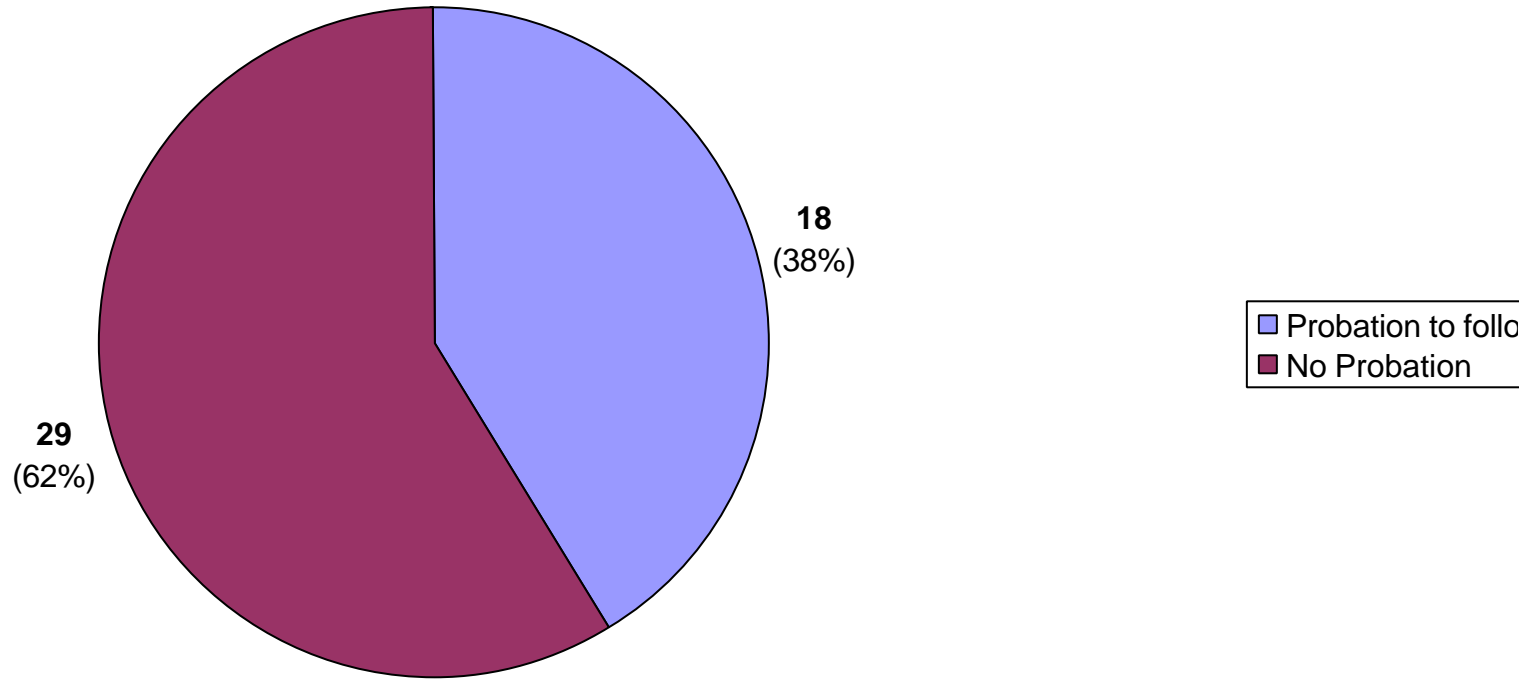
Juveniles Sentenced as Adults by Security Level



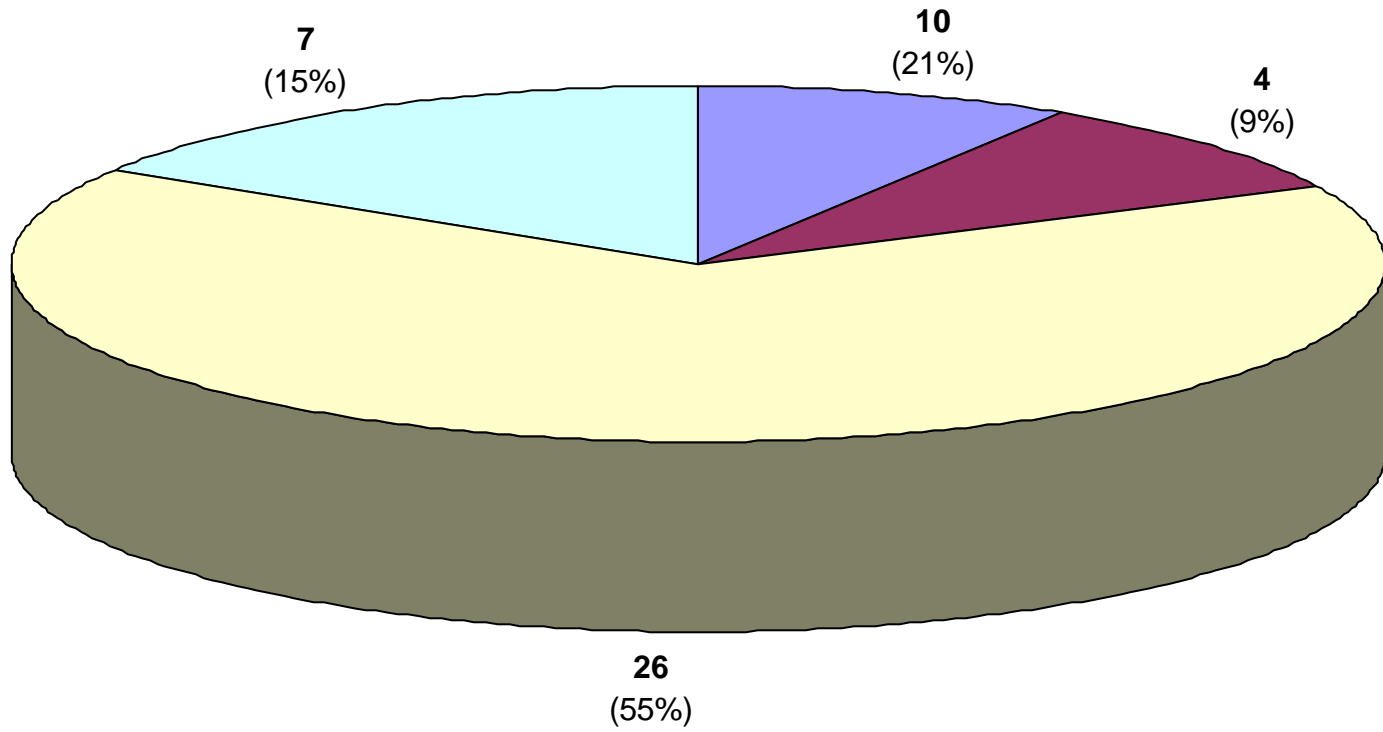
Juveniles Sentenced as Adults by Sentence Length



Juveniles Sentenced as Adults with Probation to Follow Prison

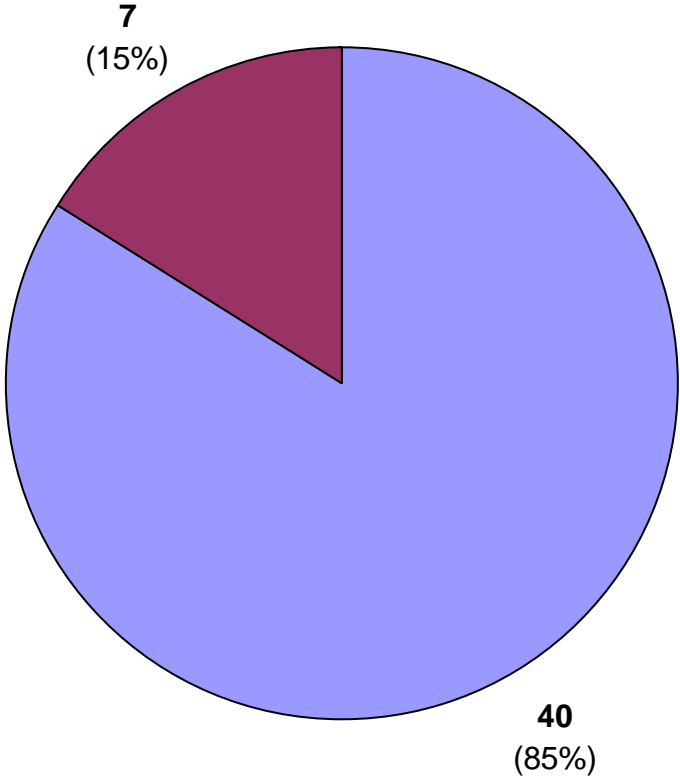


Juveniles Sentenced as Adults by Crime Group



■ Homicide ■ Bodily Injury & Rel Off ■ Robbery ■ Sexual Offenses

Juveniles Sentenced as Adults by Crime Type



Inmate statistical profile

TABLE OF CONTENTS FOR ACTIVE JUVENILE PRISONERS EXCLUDING JAILS

Title	PAGE
RACE AND SEX.....	2
Culture Fair IQ Scores.....	3
Self-Rpt Socioeconomic Class.....	4
Self-Rpt Environment To Age 16.....	5
Self-Rpt Education Level.....	6
Functional Reading Level (WRAT Scores)..	7
Functional Math Level (WRAT Scores)....	8
Functional Spelling Level (WRAT Scores).	9
Self-Rpt Guardian Status To Age 16.....	10
Self-Rpt Employment Status Before Prison	11
Self-Rpt Marital Status At Admission....	12
Self-Rpt Number Of Children At Admission	13
Self-Rpt Religious Affiliation.....	14
Self-Rpt Family Behavior Patterns *....	15
Inmate Diagnostic Behavior Problem *....	16
Physical Profile (General Condition)....	17
Security Status.....	18
Number Of Sentences.....	19
Number Of Disciplinarys.....	20
Number Of Escapes.....	21
Number Of Prior Georgia Incarcerations *	22
Number Of Transfers.....	23
County Of Conviction.....	24
Circ Of Conviction.....	25
Home County.....	26
Prison Sentence In Years.....	27
Probation To Follow Prison.....	28
Admission Type.....	29
Release Type.....	30
Inst By Group.....	31
Institution.....	32
Misdemeanors And Felonies.....	33
Crimes By Group.....	34
Most Serious Offense.....	35
Most Serious Crime Type.....	36

Inmate statistical profile

Sample: ACTIVE JUVENILE PRISONERS EXCLUDING JAILS
Active inmates 07/20/2004

Requestor: Statistics

RACE AND SEX by current age & sex

RACE AND SEX	Age		M E N				Men		W O M E N				Women		Grand							
	13-14	%	15-15	%	16-16	%	17-17	%	Total	%	13-14	%	15-15	%	16-16	%	17-17	%	Total	%		
WHITE MALE	0	0	1	100	0	0	5	16	6	13	0	0	0	0	0	0	0	0	0	6	13	
NON WHITE MALE	0	0	0	0	13	100	26	84	39	87	0	0	0	0	0	0	0	0	0	39	83	
WHITE FEMALE	0	0	0	0	0	0	0	0	0	0	0	0	0	0	0	0	1	100	1	50	1	2
NON WHITE FEMALE	0	0	0	0	0	0	0	0	0	0	1	100	0	0	0	0	0	0	1	50	1	2
Total reported	0	0	1	100	13	100	31	100	45	100	1	100	0	0	0	0	1	100	2	100	47	100
Percent reported		.0		100.0		100.0		100.0		100.0		100.0		.0		.0		100.0		100.0		100.0
NOT REPORTED	0		0		0		0		0		0		0		0		0		0		0	
Total	0		1		13		31		45		1		0		0		1		2		47	
AVERAGE AGE		.00		15.00		16.00		17.00		16.67		14.00		.00		.00		17.00		15.50		16.62

Georgia Department of Corrections

Inmate statistical profile

Sample: ACTIVE JUVENILE PRISONERS EXCLUDING JAILS
Active inmates 07/20/2004

Requestor: Statistics

Culture Fair IQ Scores by current age & sex

IQ Score	M E N						W O M E N						Grand Total %					
	Age 13-14 %	Age 15-15 %	Age 16-16 %	Age 17-17 %	Men %	Total %	Age 13-14 %	Age 15-15 %	Age 16-16 %	Age 17-17 %	Women %	Total %						
LESS THAN 70	0	0	2	15	1	3	3	7	0	0	0	0	0	0	0	3	7	
70 AND UP	0	0	11	85	29	97	41	93	0	0	0	0	1	100	1	100	42	93
Total reported	0	0	13	100	30	100	44	100	0	0	0	0	1	100	1	100	45	100
Percent reported		.0		100.0		96.8		97.8		.0		.0		100.0		50.0		95.7
NOT REPORTED	0	0	0	1	1	1	1	0	0	0	0	0	1	2	2			
Total	0	1	13	31	45	1	0	0	1	2	47							
AVERAGE IQ	.00	84.00	93.23	94.20	93.68	.00	.00	.00	105.00	105.00	93.93							

Inmate statistical profile

Sample: ACTIVE JUVENILE PRISONERS EXCLUDING JAILS
Active inmates 07/20/2004

Requestor: Statistics

Self-Rpt Socioeconomic Class by current age & sex

Socioeconomic Class	Age		Age		M E N		Age		Men		Age		Age		W O M E N		Age		Women		Grand			
	13-14	%	15-15	%	16-16	%	17-17	%	Total	%	13-14	%	15-15	%	16-16	%	17-17	%	Total	%	Total	%		
WELFARE	0	0	0	0	6	46	9	31	15	35	1	100	0	0	0	0	0	0	0	0	1	50	16	36
OCC EMPLOY	0	0	0	0	0	0	0	0	0	0	0	0	0	0	0	0	0	0	0	0	0	0	0	0
MINIMUM STD	0	0	0	0	1	8	8	28	9	21	0	0	0	0	0	0	0	0	0	0	0	0	9	20
MIDDLE	0	0	1	100	6	46	12	41	19	44	0	0	0	0	0	0	1	100	1	50	1	50	20	44
OTHER	0	0	0	0	0	0	0	0	0	0	0	0	0	0	0	0	0	0	0	0	0	0	0	0
Total reported	0	0	1	100	13	100	29	100	43	100	1	100	0	0	0	0	1	100	2	100	2	100	45	100
Percent reported		.0		100.0		100.0		93.5		95.6		100.0		.0		.0		100.0		100.0		100.0		95.7
NOT RPTD	0		0		0		2		2		0		0		0		0		0		0		2	
Total	0		1		13		31		45		1		0		0		1		2		2		47	

Inmate statistical profile

Sample: ACTIVE JUVENILE PRISONERS EXCLUDING JAILS
Active inmates 07/20/2004

Requestor: Statistics

Self-Rpt Environment To Age 16 by current age & sex

Environment	Age		M E N				Age		W O M E N				Women		Grand							
	13-14	%	15-15	%	16-16	%	17-17	%	Total	%	13-14	%	15-15	%	16-16	%	17-17	%	Total	%		
RURAL/FARM	0	0	0	0	0	0	0	0	0	0	0	0	0	0	0	0	0	0	0	0		
RURAL/NFARM	0	0	0	0	1	8	0	0	1	2	1	100	0	0	0	0	0	0	1	50	2	4
S.M.S.A	0	0	0	0	11	85	11	37	22	50	0	0	0	0	0	0	0	0	0	0	22	48
URBAN	0	0	0	0	0	0	6	20	6	14	0	0	0	0	0	0	1	100	1	50	7	15
SMALL TOWN	0	0	1	100	1	8	13	43	15	34	0	0	0	0	0	0	0	0	0	0	15	33
OTHER	0	0	0	0	0	0	0	0	0	0	0	0	0	0	0	0	0	0	0	0	0	0
Total reported	0	0	1	100	13	100	30	100	44	100	1	100	0	0	0	0	1	100	2	100	46	100
Percent reported		.0		100.0		100.0		96.8		97.8		100.0		.0		.0		100.0		100.0		97.9
NOT RPTD	0		0		0		1		1		0		0		0		0		0		1	
Total	0		1		13		31		45		1		0		0		1		2		47	

Georgia Department of Corrections

Page 6 Run 07/20/04 10:04 am

Office of Planning and Analysis

Inmate statistical profile

Sample: ACTIVE JUVENILE PRISONERS EXCLUDING JAILS
Active inmates 07/20/2004

Requestor: Statistics

Self-Rpt Education Level by current age & sex

Education Level	M E N						W O M E N						Grand	
	Age 13-14	Age % 15-15	Age % 16-16	Age % 17-17	Men %	Total %	Age 13-14	Age % 15-15	Age % 16-16	Age % 17-17	Women %	Total %	Total	%
LESS THAN GRADE 7	0	0	0	0	0	0	0	0	0	0	0	0	0	0
GRADE 7	0	0	0	2	15	3	0	0	0	0	0	0	0	0
GRADE 8	0	0	1	6	46	8	1	100	0	0	0	0	1	50
GRADE 9	0	0	0	4	31	17	0	0	0	0	0	1	100	1
GRADE 10	0	0	0	1	8	4	0	0	0	0	0	0	0	0
GRADE 11	0	0	0	0	0	0	0	0	0	0	0	0	0	0
GRADE 12	0	0	0	0	0	0	0	0	0	0	0	0	0	0
MORE THAN GRADE 12	0	0	0	0	0	0	0	0	0	0	0	0	0	0
Total reported	0	0	1	13	100	30	1	100	0	0	1	100	2	100
Percent reported		.0	100.0	100.0		96.8	100.0		.0	.0	100.0	100.0		97.9
NOT REPORTED	0		0	0		1	0		0	0	0	0		1
Total	0		1	13		31	1		0	0	1	2		47
AVG EDUCATION LEVEL	.00		8.00	8.31		8.80	8.64		8.00	.00	.00	9.00		8.50

* NOTE: THE FIELD LABELED "LESS THAN GRADE 7" WAS CORRECTED IN MARCH 1989: MISSING DATA FOR INMATES STILL IN DIAGNOSTICS NOW HAS BEEN REMOVED FROM THIS FIELD AND IDENTIFIED AS "NOT REPORTED" INFORMATION.

Inmate statistical profile

Sample: ACTIVE JUVENILE PRISONERS EXCLUDING JAILS
Active inmates 07/20/2004

Requestor: Statistics

Functional Reading Level (WRAT Scores) by current age & sex

WRAT Reading Score	Age		M E N				Men		W O M E N				Women		Grand							
	13-14	%	15-15	%	16-16	%	17-17	%	Total	%	13-14	%	15-15	%	16-16	%	17-17	%	Total	%		
LESS THAN GRADE 6	0	0	1	100	8	62	15	50	24	55	0	0	0	0	0	0	0	0	0	0	24	53
6TH THRU 8TH GRADE	0	0	0	0	1	8	6	20	7	16	0	0	0	0	0	0	0	0	0	0	7	16
GRADE 9	0	0	0	0	1	8	2	7	3	7	0	0	0	0	0	0	0	0	0	0	3	7
GRADE 10	0	0	0	0	0	0	0	0	0	0	0	0	0	0	0	0	0	0	0	0	0	0
GRADE 11	0	0	0	0	1	8	2	7	3	7	0	0	0	0	0	0	0	0	0	0	3	7
GRADE 12	0	0	0	0	2	15	5	17	7	16	0	0	0	0	0	0	1	100	1	100	8	18
MORE THAN GRADE 12	0	0	0	0	0	0	0	0	0	0	0	0	0	0	0	0	0	0	0	0	0	0
Total reported	0	0	1	100	13	100	30	100	44	100	0	0	0	0	0	0	1	100	1	100	45	100
Percent reported		.0		100.0		100.0		96.8		97.8		.0		.0		.0		100.0		50.0		95.7
NOT REPORTED	0		0		0		1		1		1		0		0		0		1		2	
Total	0		1		13		31		45		1		0		0		1		2		47	
AVG READING SCORE	.00		5.80		5.80		6.66		6.39		.00		.00		.00		12.20		12.20		6.52	

Inmate statistical profile

Sample: ACTIVE JUVENILE PRISONERS EXCLUDING JAILS
Active inmates 07/20/2004

Requestor: Statistics

Functional Math Level (WRAT Scores) by current age & sex

WRAT Math Score	M E N						W O M E N						Grand									
	Age 13-14	%	Age 15-15	%	Age 16-16	%	Age 17-17	%	Men Total	%	Age 13-14	%	Age 15-15	%	Age 16-16	%	Age 17-17	%	Women Total	%	Grand Total	%
LESS THAN GRADE 6	0	0	1	100	6	46	15	50	22	50	0	0	0	0	0	0	0	0	0	0	22	49
6TH THRU 8TH GRADE	0	0	0	0	4	31	13	43	17	39	0	0	0	0	0	0	0	0	0	0	17	38
GRADE 9	0	0	0	0	3	23	1	3	4	9	0	0	0	0	0	0	1	100	1	100	5	11
GRADE 10	0	0	0	0	0	0	1	3	1	2	0	0	0	0	0	0	0	0	0	0	1	2
GRADE 11	0	0	0	0	0	0	0	0	0	0	0	0	0	0	0	0	0	0	0	0	0	0
GRADE 12	0	0	0	0	0	0	0	0	0	0	0	0	0	0	0	0	0	0	0	0	0	0
MORE THAN GRADE 12	0	0	0	0	0	0	0	0	0	0	0	0	0	0	0	0	0	0	0	0	0	0
Total reported	0	0	1	100	13	100	30	100	44	100	0	0	0	0	0	0	1	100	1	100	45	100
Percent reported		.0		100.0		100.0		96.8		97.8		.0		.0		.0		100.0		50.0		95.7
NOT REPORTED	0		0		0		1		1		1		0		0		0		1		2	
Total	0		1		13		31		45		1		0		0		1		2		47	
AVG MATH SCORE	.00		3.70		6.36		5.94		6.01		.00		.00		.00		9.20		9.20		6.08	

Georgia Department of Corrections

Inmate statistical profile

Sample: ACTIVE JUVENILE PRISONERS EXCLUDING JAILS
Active inmates 07/20/2004

Requestor: Statistics

Functional Spelling Level (WRAT Scores) by current age & sex

WRAT Spelling Score	M E N						W O M E N						Grand Total %					
	Age 13-14	Age % 15-15	Age % 16-16	Age % 17-17	Men % Total	Men %	Age 13-14	Age % 15-15	Age % 16-16	Age % 17-17	Women % Total	Women %						
LESS THAN GRADE 6	0	0	1	100	9	69	19	63	29	66	0	0	0	0	0	0	29	64
6TH THRU 8TH GRADE	0	0	0	0	4	31	5	17	9	20	0	0	0	0	1	100	1	100
GRADE 9	0	0	0	0	0	0	3	10	3	7	0	0	0	0	0	0	0	0
GRADE 10	0	0	0	0	0	0	2	7	2	5	0	0	0	0	0	0	0	0
GRADE 11	0	0	0	0	0	0	1	3	1	2	0	0	0	0	0	0	0	0
GRADE 12	0	0	0	0	0	0	0	0	0	0	0	0	0	0	0	0	0	0
MORE THAN GRADE 12	0	0	0	0	0	0	0	0	0	0	0	0	0	0	0	0	0	0
Total reported	0	0	1	100	13	100	30	100	44	100	0	0	0	0	1	100	1	100
Percent reported		.0		100.0		100.0		96.8		97.8		.0		.0		100.0		50.0
NOT REPORTED	0		0		0		1		1		1		0		0		1	
Total	0		1		13		31		45		1		0		0		1	
AVG SPELLING SCORE	.00		1.40		4.83		5.63		5.30		.00		.00		.00		6.20	

Georgia Department of Corrections

Inmate statistical profile

Sample: ACTIVE JUVENILE PRISONERS EXCLUDING JAILS
Active inmates 07/20/2004

Requestor: Statistics

Self-Rpt Guardian Status To Age 16 by current age & sex

Guardian Status	M E N						W O M E N						Grand Total %
	Age 13-14 %	Age 15-15 %	Age 16-16 %	Age 17-17 %	Men %	Total %	Age 13-14 %	Age 15-15 %	Age 16-16 %	Age 17-17 %	Women %	Total %	
ORPHANAGE	0 0	1 100	13 100	31 103	45 102		1 100	0 0	0 0	0 0	1 100	2 100	47 102
FATHER ONLY	0 0	0 0	2 15	0 0	2 5		0 0	0 0	0 0	0 0	0 0	0 0	2 4
FTR MTR HD	0 0	0 0	2 15	1 3	3 7		1 100	0 0	0 0	0 0	0 0	1 50	4 9
MOTHER ONLY	0 0	0 0	7 54	23 77	30 68		0 0	0 0	0 0	0 0	1 100	1 50	31 67
MTR FTR HD	0 0	1 100	1 8	5 17	7 16		0 0	0 0	0 0	0 0	0 0	0 0	7 15
OTH FEMALE	0 0	0 0	0 0	0 0	0 0		0 0	0 0	0 0	0 0	0 0	0 0	0 0
OTH MALE	0 0	0 0	0 0	0 0	0 0		0 0	0 0	0 0	0 0	0 0	0 0	0 0
STEP-PARNTS	0 0	0 0	0 0	0 0	0 0		0 0	0 0	0 0	0 0	0 0	0 0	0 0
FOSTER HOME	0 0	0 0	0 0	0 0	0 0		0 0	0 0	0 0	0 0	0 0	0 0	0 0
GRAND PRNTS	0 0	0 0	1 8	1 3	2 5		0 0	0 0	0 0	0 0	0 0	0 0	2 4
OTHER	0 0	0 0	0 0	0 0	0 0		0 0	0 0	0 0	0 0	0 0	0 0	0 0
Total reported	0 0	2 100	26 100	61 100	89 100		2 100	0 0	0 0	0 0	2 100	4 100	93 100
Percent reported		.0	100.0	100.0	96.8	97.8	100.0		.0	.0	100.0	100.0	97.9
NOT RPTD	0	0	0	1	1		0	0	0	0	0	0	1
Total	0	1	13	31	45		1	0	0	0	1	2	47

Georgia Department of Corrections

Inmate statistical profile

Sample: ACTIVE JUVENILE PRISONERS EXCLUDING JAILS
Active inmates 07/20/2004

Requestor: Statistics

Self-Rpt Employment Status Before Prison by current age & sex

Employment	M E N						W O M E N						Grand Total %
	Age 13-14 %	Age 15-15 %	Age 16-16 %	Age 17-17 %	Men %	Total %	Age 13-14 %	Age 15-15 %	Age 16-16 %	Age 17-17 %	Women %	Total %	
FULL TIME	0 0	0 0	0 0	0 0	0 0	0 0	0 0	0 0	0 0	0 0	0 0	0 0	0 0
PART TIME	0 0	0 0	0 0	1 3	1 2	0 0	0 0	0 0	0 0	0 0	0 0	0 0	1 2
UNEMPL < 6M	0 0	0 0	0 0	0 0	0 0	0 0	0 0	0 0	0 0	0 0	0 0	0 0	0 0
UNEMPL > 6M	0 0	0 0	0 0	0 0	0 0	0 0	0 0	0 0	0 0	0 0	0 0	0 0	0 0
NEVER WORKD	0 0	1 100	11 85	23 77	35 80	0 0	0 0	0 0	0 0	0 0	0 0	0 0	35 76
STUDENT	0 0	0 0	2 15	6 20	8 18	1 100	0 0	0 0	0 0	1 100	2 100	10 22	
INCAPABLE	0 0	0 0	0 0	0 0	0 0	0 0	0 0	0 0	0 0	0 0	0 0	0 0	0 0
OTHER	0 0	0 0	0 0	0 0	0 0	0 0	0 0	0 0	0 0	0 0	0 0	0 0	0 0
Total reported	0 0	1 100	13 100	30 100	44 100	1 100	0 0	0 0	1 100	2 100	46 100		
Percent reported	.0	100.0	100.0	96.8	97.8	100.0	.0	.0	100.0	100.0	97.9		
NOT RPTD	0	0	0	1	1	0	0	0	0	0	1		1
Total	0	1	13	31	45	1	0	0	1	2	47		

* NOTE: THE FIELD LABELD "OTHER" WAS CORRECTED IN APRIL 1989; INMATES CODED "PRE-OTIS NOT REPORTED" NOW HAVE BEEN REMOVED FROM THIS FIELD AND IDENTIFIED AS "NOT REPORTED".

Inmate statistical profile

Sample: ACTIVE JUVENILE PRISONERS EXCLUDING JAILS
Active inmates 07/20/2004

Requestor: Statistics

Self-Rpt Marital Status At Admission by current age & sex

Marital Status	M E N						W O M E N						Grand										
	Age 13-14	%	Age 15-15	%	Age 16-16	%	Age 17-17	%	Men Total	%	Age 13-14	%	Age 15-15	%	Age 16-16	%	Age 17-17	%	Women Total	%	Grand Total	%	
SINGLE	0	0	1	100	13	100	30	100	44	100	1	100	0	0	0	0	1	100	2	100	46	100	
MARRIED	0	0	0	0	0	0	0	0	0	0	0	0	0	0	0	0	0	0	0	0	0	0	
SEPARATED	0	0	0	0	0	0	0	0	0	0	0	0	0	0	0	0	0	0	0	0	0	0	
DIVORCED	0	0	0	0	0	0	0	0	0	0	0	0	0	0	0	0	0	0	0	0	0	0	
WIDOWED	0	0	0	0	0	0	0	0	0	0	0	0	0	0	0	0	0	0	0	0	0	0	
COMMON LAW	0	0	0	0	0	0	0	0	0	0	0	0	0	0	0	0	0	0	0	0	0	0	
OTHER	0	0	0	0	0	0	0	0	0	0	0	0	0	0	0	0	0	0	0	0	0	0	
Total reported	0	0	1	100	13	100	30	100	44	100	1	100	0	0	0	0	1	100	2	100	46	100	
Percent reported		.0		100.0		100.0		96.8		97.8		100.0		.0		.0		100.0		100.0		97.9	
NOT RPTD	0		0		0		1		1		0		0		0		0		0		0		1
Total	0		1		13		31		45		1		0		0		1		2		47		

Inmate statistical profile

Sample: ACTIVE JUVENILE PRISONERS EXCLUDING JAILS
Active inmates 07/20/2004

Requestor: Statistics

Self-Rpt Number Of Children At Admission by current age & sex

Number Of Children	Age		M E N				Men		W O M E N				Women		Grand						
	13-14	%	15-15	%	16-16	%	17-17	%	Total	%	13-14	%	15-15	%	16-16	%	17-17	%	Total	%	
NO CHILDREN	0	0	0	0	0	0	0	0	0	0	0	0	0	0	0	0	0	0	0	0	
ONE CHILD	0	0	0	0	0	0	3	100	3	75	0	0	0	0	0	0	0	0	0	3	75
TWO CHILDREN	0	0	0	0	0	0	0	0	0	0	0	0	0	0	0	0	0	0	0	0	
THREE CHILDREN	0	0	0	0	1	100	0	0	1	25	0	0	0	0	0	0	0	0	0	1	25
FOUR CHILDREN	0	0	0	0	0	0	0	0	0	0	0	0	0	0	0	0	0	0	0	0	0
FIVE CHILDREN	0	0	0	0	0	0	0	0	0	0	0	0	0	0	0	0	0	0	0	0	0
MORE THAN 5 CHILDREN	0	0	0	0	0	0	0	0	0	0	0	0	0	0	0	0	0	0	0	0	0
Total reported	0	0	0	0	1	100	3	100	4	100	0	0	0	0	0	0	0	0	0	4	100
Percent reported		.0		.0		7.7		9.7		8.9		.0		.0		.0		.0		.0	8.5
NOT REPORTED	0		1		12		28		41		1		0		0		1		2		43
Total	0		1		13		31		45		1		0		0		1		2		47
AVG NUM CHILDREN	.00		.00		3.00		1.00		1.50		.00		.00		.00		.00		.00		1.50

* NOTE: THE FIELD LABELED "NO CHILDREN" WAS CORRECTED IN MARCH 1989: MISSING DATA FOR INMATES STILL IN DIAGNOSTICS NOW HAS BEEN REMOVED FROM THIS FIELD AND IDENTIFIED AS "NOT REPORTED" INFORMATION.

Inmate statistical profile

Sample: ACTIVE JUVENILE PRISONERS EXCLUDING JAILS
Active inmates 07/20/2004

Requestor: Statistics

Self-Rpt Religious Affiliation by current age & sex

Religion	Age		M E N				Men		W O M E N				Women		Grand							
	13-14	%	15-15	%	16-16	%	17-17	%	Total	%	13-14	%	15-15	%	16-16	%	17-17	%	Total	%		
ISLAM	0	0	0	0	1	8	2	7	3	7	0	0	0	0	0	0	0	0	0	0	3	7
CATHOLIC	0	0	0	0	0	0	2	7	2	5	0	0	0	0	0	0	0	0	0	0	2	4
BAPTIST	0	0	0	0	11	85	16	53	27	61	0	0	0	0	0	0	0	0	0	0	27	59
METHODIST	0	0	0	0	0	0	0	0	0	0	0	0	0	0	0	0	0	0	0	0	0	0
EPISCOPLN	0	0	0	0	0	0	0	0	0	0	0	0	0	0	0	0	0	0	0	0	0	0
PRESBYTRN	0	0	0	0	0	0	0	0	0	0	0	0	0	0	0	0	0	0	0	0	0	0
CHC OF GOD	0	0	0	0	1	8	0	0	1	2	0	0	0	0	0	0	1	100	1	50	2	4
HOLINESS	0	0	0	0	0	0	1	3	1	2	1	100	0	0	0	0	0	0	1	50	2	4
JEWISH	0	0	0	0	0	0	0	0	0	0	0	0	0	0	0	0	0	0	0	0	0	0
ANGLICAN	0	0	0	0	0	0	0	0	0	0	0	0	0	0	0	0	0	0	0	0	0	0
GRK ORTHDX	0	0	0	0	0	0	0	0	0	0	0	0	0	0	0	0	0	0	0	0	0	0
HINDU	0	0	0	0	0	0	0	0	0	0	0	0	0	0	0	0	0	0	0	0	0	0
BUDDHIST	0	0	0	0	0	0	0	0	0	0	0	0	0	0	0	0	0	0	0	0	0	0
TAOIST	0	0	0	0	0	0	0	0	0	0	0	0	0	0	0	0	0	0	0	0	0	0
SHINTOIST	0	0	0	0	0	0	0	0	0	0	0	0	0	0	0	0	0	0	0	0	0	0
SEVEN D AD	0	0	0	0	0	0	0	0	0	0	0	0	0	0	0	0	0	0	0	0	0	0
JEHOVAH WT	0	0	0	0	0	0	0	0	0	0	0	0	0	0	0	0	0	0	0	0	0	0
LATR DAY S	0	0	0	0	0	0	0	0	0	0	0	0	0	0	0	0	0	0	0	0	0	0
QUAKER	0	0	0	0	0	0	0	0	0	0	0	0	0	0	0	0	0	0	0	0	0	0
OTHER PROD	0	0	0	0	0	0	0	0	0	0	0	0	0	0	0	0	0	0	0	0	0	0
NONE	0	0	1	100	0	0	9	30	10	23	0	0	0	0	0	0	0	0	0	0	10	22
OTHER	0	0	0	0	0	0	0	0	0	0	0	0	0	0	0	0	0	0	0	0	0	0
Total reported	0	0	1	100	13	100	30	100	44	100	1	100	0	0	0	0	1	100	2	100	46	100
Percent reported		.0		100.0		100.0		96.8		97.8		100.0		.0		.0		100.0		100.0		97.9
NOT RPTD	0		0		0		1		1		0		0		0		0		0		1	
Total	0		1		13		31		45		1		0		0		1		2		47	

Inmate statistical profile

Sample: ACTIVE JUVENILE PRISONERS EXCLUDING JAILS
Active inmates 07/20/2004

Requestor: Statistics

Self-Rpt Family Behavior Patterns * by current age & sex

Family Behavior	Age		M E N				Men		W O M E N				Women		Grand							
	13-14	%	15-15	%	16-16	%	17-17	%	Total	%	13-14	%	15-15	%	16-16	%	17-17	%	Total	%		
CRIMINLTY	0	0	0	0	9	47	13	30	22	35	1	33	0	0	0	0	0	0	1	20	23	34
ALCOHOLISM	0	0	0	0	0	0	2	5	2	3	1	33	0	0	0	0	0	0	1	20	3	4
DRUG ABUSE	0	0	0	0	0	0	4	9	4	6	1	33	0	0	0	0	0	0	1	20	5	7
DOMINERING	0	0	0	0	0	0	0	0	0	0	0	0	0	0	0	0	0	0	0	0	0	0
MIGRANT	0	0	0	0	0	0	0	0	0	0	0	0	0	0	0	0	0	0	0	0	0	0
INFL BTGS	0	0	0	0	0	0	0	0	0	0	0	0	0	0	0	0	0	0	0	0	0	0
PERMISSIVE	0	0	0	0	0	0	0	0	0	0	0	0	0	0	0	0	0	0	0	0	0	0
FATH ABSNT	0	0	0	0	7	37	24	55	31	49	0	0	0	0	0	0	1	50	1	20	32	47
MOTH ABSNT	0	0	0	0	3	16	1	2	4	6	0	0	0	0	0	0	0	0	0	0	4	6
NONE	0	0	0	0	0	0	0	0	0	0	0	0	0	0	0	1	50	1	20	1	1	
Total reported	0	0	0	0	19	100	44	100	63	100	3	100	0	0	0	0	2	100	5	100	68	100
Percent reported		.0		.0		92.3		77.4		80.0		100.0		.0		.0		100.0		100.0		80.9
OTHER	0		1		1		7		9		0		0		0		0		0		9	
Total	0		1		13		31		45		1		0		0		1		2		47	

* NOTE: SINCE THERE CAN BE UP TO FIVE BEHAVIOR CODES PER INMATE, THE NUMBER OF CASES REPORTED IN THE DETAIL LINES AND THE TOTAL REPORTED LINE MAY EXCEED THE TOTAL NUMBER OF CASES. IN SHORT, THIS TABLE COUNTS THE NUMBER OF BEHAVIOR PROBLEMS, NOT INMATES.

Georgia Department of Corrections

Page 16 Run 07/20/04 10:04 am

Office of Planning and Analysis

Inmate statistical profile

Sample: ACTIVE JUVENILE PRISONERS EXCLUDING JAILS
Active inmates 07/20/2004

Requestor: Statistics

Inmate Diagnostic Behavior Problem * by current age & sex

Diagnostic Problem	M E N					W O M E N					Grand				
	Age 13-14	Age % 15-15	Age % 16-16	Age % 17-17	Men % Total	Age 13-14	Age % 15-15	Age % 16-16	Age % 17-17	Women % Total	Grand Total	%			
ALCOHOLIC	0	0	0	0	0	0	0	0	0	0	0	0			
ALCOH ABSE	0	0	0	5	19	19	25	24	23	0	0	24	22		
DRUG EXP	0	0	0	0	0	0	0	0	0	1	50	1	1		
DRUG ABSE	0	0	0	8	30	20	27	28	27	0	0	1	25	29	27
NARC ADDCT	0	0	0	0	0	0	0	0	0	0	0	0	0	0	0
EPILEPTIC	0	0	0	0	0	0	0	0	0	0	0	0	0	0	0
MANIPULTVE	0	0	0	0	0	0	0	0	0	0	0	0	0	0	0
ASSAULTIVE	0	0	1	13	48	30	40	44	43	1	50	2	50	46	43
ESCAPE TEND	0	0	0	0	0	2	3	2	2	0	0	0	0	2	2
SUICIDAL	0	0	0	1	4	4	5	5	5	0	0	0	0	5	5
WITHDRAWN	0	0	0	0	0	0	0	0	0	0	0	0	0	0	0
PR RLTY CT	0	0	0	0	0	0	0	0	0	0	0	0	0	0	0
HOMOSEXUAL	0	0	0	0	0	0	0	0	0	0	0	0	0	0	0
NONE	0	0	0	0	0	0	0	0	0	0	0	0	0	0	0
OTHER	0	0	0	0	0	0	0	0	0	0	0	0	0	0	0
NOT RPTD	0	0	0	0	0	0	0	0	0	0	0	0	0	0	0
Total reported	0	0	1	27	100	75	100	103	100	2	100	4	100	107	100
Percent reported		.0	100.0	100.0	100.0	100.0	100.0	100.0	100.0	.0	.0	100.0	100.0	100.0	100.0
UNKNOWN	0	0	0	0	0	0	0	0	0	0	0	0	0	0	0
Total	0	1	13	31	45	1	0	0	1	2	47				

* NOTE: SINCE THERE CAN BE UP TO FIVE BEHAVIOR CODES PER INMATE, THE NUMBER OF CASES REPORTED IN THE DETAIL LINES AND THE TOTAL REPORTED LINE MAY EXCEED THE TOTAL NUMBER OF CASES. IN SHORT, THIS TABLE COUNTS THE NUMBER OF BEHAVIOR PROBLEMS, NOT INMATES.

Georgia Department of Corrections

Page 17 Run 07/20/04 10:04 am

Office of Planning and Analysis

Inmate statistical profile

Sample: ACTIVE JUVENILE PRISONERS EXCLUDING JAILS
Active inmates 07/20/2004

Requestor: Statistics

Physical Profile (General Condition) by current age & sex

Physical Profile	M E N						W O M E N						Grand								
	Age 13-14	Age %15-15	Age %16-16	Age %17-17	Men %Total	%	Age 13-14	Age %15-15	Age %16-16	Age %17-17	Women %Total	%	Total	%							
NO LIMITATION	0	0	1	100	13	100	30	100	44	100	0	0	0	0	1	100	1	100	45	100	
DEFECT NO MAJOR LIMIT	0	0	0	0	0	0	0	0	0	0	0	0	0	0	0	0	0	0	0	0	
DEFECT MAJOR LIMIT	0	0	0	0	0	0	0	0	0	0	0	0	0	0	0	0	0	0	0	0	
VERY MAJOR DEFECT	0	0	0	0	0	0	0	0	0	0	0	0	0	0	0	0	0	0	0	0	
Total reported	0	0	1	100	13	100	30	100	44	100	0	0	0	0	1	100	1	100	45	100	
Percent reported		.0	100.0		100.0		96.8		97.8		.0		.0		100.0		50.0		95.7		
NOT REPORTED	0		0		0		1		1		1		0		0		0		1		2
Total	0		1		13		31		45		1		0		0		1		2		47

Inmate statistical profile

Sample: ACTIVE JUVENILE PRISONERS EXCLUDING JAILS
Active inmates 07/20/2004

Requestor: Statistics

Security Status by current age & sex

Security	M E N						W O M E N						Grand Total %	
	Age 13-14 %	Age 15-15 %	Age 16-16 %	Age 17-17 %	Men Total %	Age 13-14 %	Age 15-15 %	Age 16-16 %	Age 17-17 %	Women Total %				
DIAG INCOM	0 0	0 0	0 0	0 0	0 0	0 0	0 0	0 0	0 0	0 0	0 0	0 0	0 0	0 0
WRK RELEAS	0 0	0 0	0 0	0 0	0 0	0 0	0 0	0 0	0 0	0 0	0 0	0 0	0 0	0 0
TRUSTY	0 0	0 0	0 0	0 0	0 0	0 0	0 0	0 0	0 0	0 0	0 0	0 0	0 0	0 0
MINIMUM	0 0	0 0	0 0	0 0	0 0	0 0	0 0	0 0	0 0	0 0	0 0	1 100	1 50	1 2
MEDIUM	0 0	0 0	0 0	8 26	8 18	0 0	0 0	0 0	0 0	0 0	0 0	0 0	0 0	8 17
CLOSE	0 0	1 100	13 100	21 68	35 78	0 0	0 0	0 0	0 0	0 0	0 0	0 0	0 0	35 74
MAXIMUM	0 0	0 0	0 0	0 0	0 0	0 0	0 0	0 0	0 0	0 0	0 0	0 0	0 0	0 0
DIAGNOSTIC	0 0	0 0	0 0	2 6	2 4	1 100	0 0	0 0	0 0	0 0	0 0	1 50	3 6	
Total reported	0 0	1 100	13 100	31 100	45 100	1 100	0 0	0 0	1 100	2 100	47 100			
Percent reported	.0	100.0	100.0	100.0	100.0	100.0	.0	.0	100.0	100.0	100.0			
NOT RPTD	0	0	0	0	0	0	0	0	0	0	0	0	0	0
Total	0	1	13	31	45	1	0	0	1	2	47			

* NOTE: BEGINNING IN JULY 1987, THE FACILITIES DIVISION NO LONGER CODED INMATES AS BEING WORK RELEASE

Georgia Department of Corrections

Inmate statistical profile

Sample: ACTIVE JUVENILE PRISONERS EXCLUDING JAILS
Active inmates 07/20/2004

Requestor: Statistics

Number Of Sentences by current age & sex

Number Of Sentences	M E N					W O M E N					Grand Total %
	Age 13-14 %	Age 15-15 %	Age 16-16 %	Age 17-17 %	Men Total %	Age 13-14 %	Age 15-15 %	Age 16-16 %	Age 17-17 %	Women Total %	
ONE	0 0	1 100	6 46	15 48	22 49	0 0	0 0	0 0	1 100	1 50	23 49
TWO	0 0	0 0	3 23	6 19	9 20	1 100	0 0	0 0	0 0	1 50	10 21
THREE	0 0	0 0	2 15	6 19	8 18	0 0	0 0	0 0	0 0	0 0	8 17
FOUR	0 0	0 0	1 8	1 3	2 4	0 0	0 0	0 0	0 0	0 0	2 4
FIVE	0 0	0 0	1 8	1 3	2 4	0 0	0 0	0 0	0 0	0 0	2 4
MORE THAN FIVE	0 0	0 0	0 0	2 6	2 4	0 0	0 0	0 0	0 0	0 0	2 4
Total reported	0 0	1 100	13 100	31 100	45 100	1 100	0 0	0 0	1 100	2 100	47 100
Percent reported	.0	100.0	100.0	100.0	100.0	100.0	.0	.0	100.0	100.0	100.0
NOT REPORTED	0	0	0	0	0	0	0	0	0	0	0
Total	0	1	13	31	45	1	0	0	1	2	47
AVG NUM SENTENCES	.00	1.00	2.08	2.19	2.13	2.00	.00	.00	1.00	1.50	2.11

Inmate statistical profile

Sample: ACTIVE JUVENILE PRISONERS EXCLUDING JAILS
Active inmates 07/20/2004

Requestor: Statistics

Number Of Prior Georgia Incarcerations * by current age & sex

Prior Incarcerations	Age		M E N				Age		W O M E N				Women		Grand							
	13-14	%	15-15	%	16-16	%	17-17	%	Total	%	13-14	%	15-15	%	16-16	%	17-17	%	Total	%		
ZERO	0	0	1	100	13	100	31	100	45	100	1	100	0	0	0	0	1	100	2	100	47	100
ONE	0	0	0	0	0	0	0	0	0	0	0	0	0	0	0	0	0	0	0	0	0	0
TWO	0	0	0	0	0	0	0	0	0	0	0	0	0	0	0	0	0	0	0	0	0	0
THREE	0	0	0	0	0	0	0	0	0	0	0	0	0	0	0	0	0	0	0	0	0	0
FOUR	0	0	0	0	0	0	0	0	0	0	0	0	0	0	0	0	0	0	0	0	0	0
FIVE	0	0	0	0	0	0	0	0	0	0	0	0	0	0	0	0	0	0	0	0	0	0
MORE THAN FIVE	0	0	0	0	0	0	0	0	0	0	0	0	0	0	0	0	0	0	0	0	0	0
Total reported	0	0	1	100	13	100	31	100	45	100	1	100	0	0	0	0	1	100	2	100	47	100
Percent reported		.0		100.0		100.0		100.0		100.0		100.0		.0		.0		100.0		100.0		100.0
NOT REPORTED	0		0		0		0		0		0		0		0		0		0		0	
Total	0		1		13		31		45		1		0		0		1		2		47	
AVG # INCARCERATIONS	.00		.00		.00		.00		.00		.00		.00		.00		.00		.00		.00	

* This data counts a parole revocation on an existing sentence AS A prior incarceration. Also, this data counts, for any cohort of inmates, the total number of Georgia incarcerations the inmate has had during his entire criminal career. For example, if an inmate was admitted to prison first in FY72, and then re-admitted in FY79 and FY85, he had two prior incarcerations before the FY85 admission. This inmate's records show two prior incarcerations in all three of his records since he has had two prior incarcerations in his criminal career. If the cohort of FY72 admissions is selected for analysis, two prior incarcerations will be listed for this inmate even though in FY72, he had no prior incarcerations.

Inmate statistical profile

Sample: ACTIVE JUVENILE PRISONERS EXCLUDING JAILS
Active inmates 07/20/2004

Requestor: Statistics

Number Of Transfers by current age & sex

Transfers	M E N						W O M E N						Grand									
	Age 13-14	%	Age 15-15	%	Age 16-16	%	Age 17-17	%	Men Total	%	Age 13-14	%	Age 15-15	%	Age 16-16	%	Age 17-17	%	Women Total	%	Grand Total	%
ZERO	0	0	1	100	13	100	28	90	42	93	1	100	0	0	0	0	0	0	1	50	43	91
ONE	0	0	0	0	0	0	3	10	3	7	0	0	0	0	0	0	1	100	1	50	4	9
TWO	0	0	0	0	0	0	0	0	0	0	0	0	0	0	0	0	0	0	0	0	0	0
THREE	0	0	0	0	0	0	0	0	0	0	0	0	0	0	0	0	0	0	0	0	0	0
FOUR	0	0	0	0	0	0	0	0	0	0	0	0	0	0	0	0	0	0	0	0	0	0
FIVE	0	0	0	0	0	0	0	0	0	0	0	0	0	0	0	0	0	0	0	0	0	0
MORE THAN FIVE	0	0	0	0	0	0	0	0	0	0	0	0	0	0	0	0	0	0	0	0	0	0
Total reported	0	0	1	100	13	100	31	100	45	100	1	100	0	0	0	0	1	100	2	100	47	100
Percent reported		.0		100.0		100.0		100.0		100.0		100.0		.0		.0		100.0		100.0		100.0
NOT REPORTED	0		0		0		0		0		0		0		0		0		0		0	
Total	0		1		13		31		45		1		0		0		1		2		47	
AVG NUM TRANSFERS	.00		.00		.00		.10		.07		.00		.00		.00		1.00		.50		.09	

Inmate statistical profile

Sample: ACTIVE JUVENILE PRISONERS EXCLUDING JAILS
Active inmates 07/20/2004

Requestor: Statistics

County Of Conviction by current age & sex

County Of Conviction	M E N						W O M E N						Grand Total	%							
	Age 13-14	Age % 15-15	Age % 16-16	Age % 17-17	Men % Total	Age 13-14	Age % 15-15	Age % 16-16	Age % 17-17	Women % Total											
Bartow	0	0	0	0	0	0	0	0	0	0	1	100	1	50	1	2					
Bibb	0	0	0	0	2	15	3	10	5	11	0	0	0	0	0	5	11				
Bulloch	0	0	0	0	0	0	1	3	1	2	0	0	0	0	0	1	2				
Chatham	0	0	0	0	0	0	2	6	2	4	0	0	0	0	0	2	4				
Clayton	0	0	0	0	1	8	1	3	2	4	0	0	0	0	0	2	4				
Cobb	0	0	1	100	0	0	3	10	4	9	0	0	0	0	0	4	9				
Crisp	0	0	0	0	0	0	1	3	1	2	0	0	0	0	0	1	2				
DeKalb	0	0	0	0	0	0	5	16	5	11	1	100	0	0	1	50	6	13			
Dooly	0	0	0	0	1	8	0	0	1	2	0	0	0	0	0	1	2				
Dougherty	0	0	0	0	0	0	1	3	1	2	0	0	0	0	0	1	2				
Fulton	0	0	0	0	5	38	1	3	6	13	0	0	0	0	0	6	13				
Gwinnett	0	0	0	0	0	0	3	10	3	7	0	0	0	0	0	3	6				
Houston	0	0	0	0	0	0	2	6	2	4	0	0	0	0	0	2	4				
Jefferson	0	0	0	0	0	0	1	3	1	2	0	0	0	0	0	1	2				
McDuffie	0	0	0	0	0	0	1	3	1	2	0	0	0	0	0	1	2				
Monroe	0	0	0	0	0	0	1	3	1	2	0	0	0	0	0	1	2				
Muscogee	0	0	0	0	2	15	0	0	2	4	0	0	0	0	0	2	4				
Paulding	0	0	0	0	0	0	1	3	1	2	0	0	0	0	0	1	2				
Peach	0	0	0	0	0	0	1	3	1	2	0	0	0	0	0	1	2				
Richmond	0	0	0	0	1	8	1	3	2	4	0	0	0	0	0	2	4				
Terrell	0	0	0	0	0	0	1	3	1	2	0	0	0	0	0	1	2				
Turner	0	0	0	0	1	8	0	0	1	2	0	0	0	0	0	1	2				
Walton	0	0	0	0	0	0	1	3	1	2	0	0	0	0	0	1	2				
Total reported	0	0	1	100	13	100	31	100	45	100	1	100	0	0	1	100	2	100	47	100	
Percent reported		.0		100.0		100.0		100.0		100.0		100.0		.0		.0		100.0		100.0	
Not reported	0		0		0		0		0		0		0		0		0		0		
Total	0		1		13		31		45		1		0		0		1		2		47

Georgia Department of Corrections

Inmate statistical profile

Sample: ACTIVE JUVENILE PRISONERS EXCLUDING JAILS
Active inmates 07/20/2004

Requestor: Statistics

Circ Of Conviction by current age & sex

Circ Of Conviction	M E N						W O M E N						Grand Total	%							
	Age 13-14	Age % 15-15	Age % 16-16	Age % 17-17	Men % Total	Men %	Age 13-14	Age % 15-15	Age % 16-16	Age % 17-17	Women % Total	Women %									
Alcovy	0	0	0	0	1	3	1	2	0	0	0	0	0	0	0	1	2				
Atlanta	0	0	0	0	5	38	1	3	6	13	0	0	0	0	0	6	13				
Augusta	0	0	0	0	1	8	1	3	2	4	0	0	0	0	0	2	4				
Chattahoochee	0	0	0	0	2	15	0	0	2	4	0	0	0	0	0	2	4				
Cherokee	0	0	0	0	0	0	0	0	0	0	0	0	0	0	1	100	1	2			
Clayton	0	0	0	0	1	8	1	3	2	4	0	0	0	0	0	2	4				
Cobb	0	0	1	100	0	0	3	10	4	9	0	0	0	0	0	4	9				
Cordele	0	0	0	0	1	8	1	3	2	4	0	0	0	0	0	2	4				
Dougherty	0	0	0	0	0	0	1	3	1	2	0	0	0	0	0	1	2				
Eastern	0	0	0	0	0	0	2	6	2	4	0	0	0	0	0	2	4				
Gwinnett	0	0	0	0	0	0	3	10	3	7	0	0	0	0	0	3	6				
Houston	0	0	0	0	0	0	2	6	2	4	0	0	0	0	0	2	4				
Macon	0	0	0	0	2	15	4	13	6	13	0	0	0	0	0	6	13				
Middle	0	0	0	0	0	0	1	3	1	2	0	0	0	0	0	1	2				
Ogeechee	0	0	0	0	0	0	1	3	1	2	0	0	0	0	0	1	2				
Pataula	0	0	0	0	0	0	1	3	1	2	0	0	0	0	0	1	2				
Stone Mountain	0	0	0	0	0	0	5	16	5	11	1	100	0	0	0	6	13				
Tifton	0	0	0	0	1	8	0	0	1	2	0	0	0	0	0	1	2				
Toombs	0	0	0	0	0	0	1	3	1	2	0	0	0	0	0	1	2				
Towaliga	0	0	0	0	0	0	1	3	1	2	0	0	0	0	0	1	2				
Paulding	0	0	0	0	0	0	1	3	1	2	0	0	0	0	0	1	2				
Total reported	0	0	1	100	13	100	31	100	45	100	1	100	0	0	1	100	2	100			
Percent reported		.0		100.0		100.0		100.0		100.0		100.0	.0		.0	100.0		100.0			
Not reported	0		0		0		0		0		0		0		0		0				
Total	0		1		13		31		45		1		0		0		1		2		47

Inmate statistical profile

Sample: ACTIVE JUVENILE PRISONERS EXCLUDING JAILS
Active inmates 07/20/2004

Requestor: Statistics

Home County by current age & sex

Home County	M E N						W O M E N						Grand										
	Age 13-14	%	Age 15-15	%	Age 16-16	%	Age 17-17	%	Men Total	%	Age 13-14	%	Age 15-15	%	Age 16-16	%	Age 17-17	%	Women Total	%	Grand Total	%	
Bibb	0	0	0	0	2	17	4	13	6	14	0	0	0	0	0	0	0	0	0	0	6	14	
Bulloch	0	0	0	0	0	0	1	3	1	2	0	0	0	0	0	0	0	0	0	0	1	2	
Chatham	0	0	0	0	0	0	2	7	2	5	0	0	0	0	0	0	0	0	0	0	2	5	
Clayton	0	0	0	0	1	8	1	3	2	5	0	0	0	0	0	0	0	0	0	0	2	5	
Cobb	0	0	1	100	0	0	3	10	4	9	0	0	0	0	0	0	0	0	0	0	4	9	
Crisp	0	0	0	0	0	0	1	3	1	2	0	0	0	0	0	0	0	0	0	0	1	2	
DeKalb	0	0	0	0	0	0	4	13	4	9	1	100	0	0	0	0	0	0	0	1	100	5	11
Fulton	0	0	0	0	6	50	2	7	8	19	0	0	0	0	0	0	0	0	0	0	8	18	
Gwinnett	0	0	0	0	0	0	3	10	3	7	0	0	0	0	0	0	0	0	0	0	3	7	
Houston	0	0	0	0	0	0	1	3	1	2	0	0	0	0	0	0	0	0	0	0	1	2	
Jefferson	0	0	0	0	0	0	1	3	1	2	0	0	0	0	0	0	0	0	0	0	1	2	
McDuffie	0	0	0	0	0	0	1	3	1	2	0	0	0	0	0	0	0	0	0	0	1	2	
Monroe	0	0	0	0	0	0	1	3	1	2	0	0	0	0	0	0	0	0	0	0	1	2	
Muscogee	0	0	0	0	2	17	0	0	2	5	0	0	0	0	0	0	0	0	0	0	2	5	
Paulding	0	0	0	0	0	0	1	3	1	2	0	0	0	0	0	0	0	0	0	0	1	2	
Peach	0	0	0	0	0	0	1	3	1	2	0	0	0	0	0	0	0	0	0	0	1	2	
Randolph	0	0	0	0	0	0	1	3	1	2	0	0	0	0	0	0	0	0	0	0	1	2	
Richmond	0	0	0	0	1	8	1	3	2	5	0	0	0	0	0	0	0	0	0	0	2	5	
Walton	0	0	0	0	0	0	1	3	1	2	0	0	0	0	0	0	0	0	0	0	1	2	
Total reported	0	0	1	100	12	100	30	100	43	100	1	100	0	0	0	0	0	0	0	1	100	44	100
Percent reported		.0		100.0		92.3		96.8		95.6		100.0		.0		.0		.0		50.0		93.6	
Not reported	0		0		1		1		2		0		0		0		1		1		3		
Total	0		1		13		31		45		1		0		0		1		2		47		

Georgia Department of Corrections

Page 27 Run 07/20/04 10:04 am

Office of Planning and Analysis

Inmate statistical profile

Sample: ACTIVE JUVENILE PRISONERS EXCLUDING JAILS
Active inmates 07/20/2004

Requestor: Statistics

Prison Sentence In Years by current age & sex

Sentence In Years	M E N						W O M E N						Grand Total	%								
	Age 13-14	%	Age 15-15	%	Age 16-16	%	Age 17-17	%	Men Total	%	Age 13-14	%			Age 15-15	%	Age 16-16	%	Age 17-17	%	Women Total	%
0-1	0	0	0	0	0	0	0	0	0	0	0	0	0	0	0	0	0	0	0	0	0	
1.1-2	0	0	0	0	0	0	0	0	0	0	0	0	0	0	0	0	0	0	0	0	0	
2.1-3	0	0	0	0	0	0	0	0	0	0	0	0	0	0	0	0	0	0	0	0	0	
3.1-4	0	0	0	0	0	0	1	3	1	2	0	0	0	0	0	0	0	0	0	0	1	2
4.1-5	0	0	0	0	0	0	0	0	0	0	0	0	0	0	0	0	0	0	0	0	0	0
5.1-6	0	0	0	0	0	0	0	0	0	0	0	0	0	0	0	0	0	0	0	0	0	0
6.1-7	0	0	0	0	0	0	0	0	0	0	0	0	0	0	0	0	0	0	0	0	0	0
7.1-8	0	0	0	0	0	0	0	0	0	0	0	0	0	0	0	0	0	0	0	0	0	0
8.1-9	0	0	0	0	0	0	0	0	0	0	0	0	0	0	0	0	0	0	0	0	0	0
9.1-10	0	0	0	0	0	0	0	0	0	0	0	0	0	0	0	0	0	0	0	0	0	0
10.1-12	0	0	0	0	9	69	14	45	23	51	0	0	0	0	0	0	0	0	0	0	23	49
12.1-15	0	0	0	0	0	0	5	16	5	11	0	0	0	0	0	0	0	0	0	0	5	11
15.1-20	0	0	0	0	2	15	6	19	8	18	1	100	0	0	0	0	1	100	2	100	10	21
20.1-OVER	0	0	0	0	1	8	1	3	2	4	0	0	0	0	0	0	0	0	0	0	2	4
LIFE	0	0	1	100	1	8	4	13	6	13	0	0	0	0	0	0	0	0	0	0	6	13
DEATH	0	0	0	0	0	0	0	0	0	0	0	0	0	0	0	0	0	0	0	0	0	0
LIFE W/O PAROLE	0	0	0	0	0	0	0	0	0	0	0	0	0	0	0	0	0	0	0	0	0	0
YOUTHFUL OFFENDERS	0	0	0	0	0	0	0	0	0	0	0	0	0	0	0	0	0	0	0	0	0	0
Total reported	0	0	1	100	13	100	31	100	45	100	1	100	0	0	0	0	1	100	2	100	47	100
Percent reported		.0		100.0		100.0		100.0		100.0		100.0		.0		.0		100.0		100.0		100.0
NOT REPORTED	0		0		0		0		0		0		0		0		0		0		0	
Total	0		1		13		31		45		1		0		0		1		2		47	
AVG EXCLUDING LIFE, DEATH, YO	.00		.00		12.09		11.80		11.89		18.01		.00		.00		18.01		18.01		12.19	

AVG INCLUDING													
LIFE=21, YO=3 YRS	.00	21.00	12.77	12.99	13.10	18.01	.00	.00	18.01	18.01	13.31		

Georgia Department of Corrections
Office of Planning and Analysis

Page 28 Run 07/20/04 10:04 am

Inmate statistical profile

Sample: ACTIVE JUVENILE PRISONERS EXCLUDING JAILS
Active inmates 07/20/2004

Requestor: Statistics

Probation To Follow Prison by current age & sex

Prob After Prison	M E N						W O M E N						Grand Total %
	Age 13-14 %	Age 15-15 %	Age 16-16 %	Age 17-17 %	Men Total %	Age 13-14 %	Age 15-15 %	Age 16-16 %	Age 17-17 %	Women Total %			
PROBATION TO FOLLOW	0 0	0 0	4 31	13 42	17 38	0 0	0 0	0 0	1 100	1 50	18 38		
NO PROBATION	0 0	1 100	9 69	18 58	28 62	1 100	0 0	0 0	0 0	1 50	29 62		
Total reported	0 0	1 100	13 100	31 100	45 100	1 100	0 0	0 0	1 100	2 100	47 100		
Percent reported	.0	100.0	100.0	100.0	100.0	100.0	.0	.0	100.0	100.0	100.0		
NOT REPORTED	0	0	0	0	0	0	0	0	0	0	0		
Total	0	1	13	31	45	1	0	0	1	2	47		

Georgia Department of Corrections

Page 29 Run 07/20/04 10:04 am

Office of Planning and Analysis

Inmate statistical profile

Sample: ACTIVE JUVENILE PRISONERS EXCLUDING JAILS
Active inmates 07/20/2004

Requestor: Statistics

Admission Type by current age & sex

Admission Type	M E N						W O M E N						Grand									
	Age 13-14	Age %15-15	Age %16-16	Age %17-17	Men %	Total %	Age 13-14	Age %15-15	Age %16-16	Age %17-17	Women %	Total %	Total	%								
COMMITTED FROM COURT	0	0	1	100	13	100	30	97	44	98	1	100	0	0	0	0	1	100	2	100	46	98
RETURN APPEAL/BOND	0	0	0	0	0	0	0	0	0	0	0	0	0	0	0	0	0	0	0	0	0	0
PAROLE REV/NEW SENT	0	0	0	0	0	0	0	0	0	0	0	0	0	0	0	0	0	0	0	0	0	0
PAR REV/NO NEW SENT	0	0	0	0	0	0	0	0	0	0	0	0	0	0	0	0	0	0	0	0	0	0
PROB VIOL/TOTAL REV	0	0	0	0	0	0	0	0	0	0	0	0	0	0	0	0	0	0	0	0	0	0
PROB VIOL/PARTIAL	0	0	0	0	0	0	0	0	0	0	0	0	0	0	0	0	0	0	0	0	0	0
ADMIT FM OTHER CUST	0	0	0	0	0	0	0	0	0	0	0	0	0	0	0	0	0	0	0	0	0	0
SHOCK INCARCERATION	0	0	0	0	0	0	0	0	0	0	0	0	0	0	0	0	0	0	0	0	0	0
PROB REV/REMAINDER	0	0	0	0	0	0	1	3	1	2	0	0	0	0	0	0	0	0	0	0	1	2
NEW SENT/PAR REV PND	0	0	0	0	0	0	0	0	0	0	0	0	0	0	0	0	0	0	0	0	0	0
LIFE W/O PAROLE	0	0	0	0	0	0	0	0	0	0	0	0	0	0	0	0	0	0	0	0	0	0
PAROLE REV BOOT CAMP	0	0	0	0	0	0	0	0	0	0	0	0	0	0	0	0	0	0	0	0	0	0
PAR REV/RSN UNKNOWN	0	0	0	0	0	0	0	0	0	0	0	0	0	0	0	0	0	0	0	0	0	0
PROBATION/PAROLE REV	0	0	0	0	0	0	0	0	0	0	0	0	0	0	0	0	0	0	0	0	0	0
PB PAROLE RESCINDED	0	0	0	0	0	0	0	0	0	0	0	0	0	0	0	0	0	0	0	0	0	0
PROB REVOC/SPEC COND	0	0	0	0	0	0	0	0	0	0	0	0	0	0	0	0	0	0	0	0	0	0
PAR REV/REVOC CENTER	0	0	0	0	0	0	0	0	0	0	0	0	0	0	0	0	0	0	0	0	0	0
INFORMATION ONLY	0	0	0	0	0	0	0	0	0	0	0	0	0	0	0	0	0	0	0	0	0	0
INCOMPLETE SENT PKG	0	0	0	0	0	0	0	0	0	0	0	0	0	0	0	0	0	0	0	0	0	0
HANCOCK REVOC CENTER	0	0	0	0	0	0	0	0	0	0	0	0	0	0	0	0	0	0	0	0	0	0
WHITWORTH DETENTION	0	0	0	0	0	0	0	0	0	0	0	0	0	0	0	0	0	0	0	0	0	0
DCYS AT RISK	0	0	0	0	0	0	0	0	0	0	0	0	0	0	0	0	0	0	0	0	0	0
OTHER	0	0	0	0	0	0	0	0	0	0	0	0	0	0	0	0	0	0	0	0	0	0
Total reported	0	0	1	100	13	100	31	100	45	100	1	100	0	0	0	0	1	100	2	100	47	100
Percent reported		.0		100.0		100.0		100.0		100.0		100.0		.0		.0		100.0		100.0		100.0
UNKNOWN	0		0		0		0		0		0		0		0		0		0		0	
Total	0		1		13		31		45		1		0		0		1		2		47	

Inmate statistical profile

Sample: ACTIVE JUVENILE PRISONERS EXCLUDING JAILS
Active inmates 07/20/2004

Requestor: Statistics

Release Type by current age & sex

Release Type	M E N					W O M E N					Grand Total %											
	Age 13-14 %	Age 15-15 %	Age 16-16 %	Age 17-17 %	Men %	Age 13-14 %	Age 15-15 %	Age 16-16 %	Age 17-17 %	Women %												
Active	0	0	1	100	13	100	31	100	45	100	1	100	0	0	0	0	1	100	2	100	47	100
Total	0	1	13	31	45	1	0	0	1	2	47											

Georgia Department of Corrections

Page 31 Run 07/20/04 10:04 am

Office of Planning and Analysis

Inmate statistical profile

Sample: ACTIVE JUVENILE PRISONERS EXCLUDING JAILS
Active inmates 07/20/2004

Requestor: Statistics

Inst By Group by current age & sex

Inst By Group	M E N					W O M E N					Grand Total %	
	Age 13-14	Age 15-15 %	Age 16-16 %	Age 17-17 %	Men Total %	Age 13-14	Age 15-15 %	Age 16-16 %	Age 17-17 %	Women Total %		
State prison	0	0	1 100	13 100	31 100	45 100	1 100	0 0	0 0	1 100	2 100	47 100

Georgia Department of Corrections

Page 32 Run 07/20/04 10:04 am

Office of Planning and Analysis

Inmate statistical profile

Sample: ACTIVE JUVENILE PRISONERS EXCLUDING JAILS
Active inmates 07/20/2004

Requestor: Statistics

Institution by current age & sex

Institution	M E N						W O M E N						Grand			
	Age 13-14	Age %15-15	Age %16-16	Age %17-17	Men %	Total %	Age 13-14	Age %15-15	Age %16-16	Age %17-17	Women %	Total %				
Phillips Prison	0	0	0	0	1	3	1	2	0	0	0	0	0	0	1	2
Arrendale Prison	0	0	1	100	13	100	28	90	42	93	0	0	0	0	42	89
Autry Prison	0	0	0	0	1	3	1	2	0	0	0	0	0	0	1	2
Smith Prison	0	0	0	0	1	3	1	2	0	0	0	0	0	0	1	2
Metro Womens Prison	0	0	0	0	0	0	0	0	1	100	0	0	0	0	1	2
Pulaski Womens Pris	0	0	0	0	0	0	0	0	0	0	0	0	1	100	1	2
Total reported	0	0	2	100	26	100	62	100	90	100	2	100	0	0	2	100
Percent reported		.0	100.0	100.0	100.0	100.0	100.0	100.0	100.0	100.0	.0	.0	100.0	100.0	100.0	100.0
Not Reported	0		0		0		0		0		0		0		0	
Total	0		1		13		31		45		1		0		2	

Georgia Department of Corrections

Inmate statistical profile

Sample: ACTIVE JUVENILE PRISONERS EXCLUDING JAILS
Active inmates 07/20/2004

Requestor: Statistics

Misdemeanors And Felonies by current age & sex

Crime Type	M E N						W O M E N						Grand	
	Age 13-14	Age %15-15	Age %16-16	Age %17-17	Men %	Total %	Age 13-14	Age %15-15	Age %16-16	Age %17-17	Women %	Total %	Total	%
MISDEMEANOR	0	0	0	0	0	0	0	0	0	0	0	0	0	0
FELONY	0	0	1	100	13	100	31	100	45	100	1	100	0	0
Total reported	0	0	1	100	13	100	31	100	45	100	1	100	2	100
Percent reported		.0	100.0	100.0	100.0	100.0	100.0		.0	.0	100.0	100.0	100.0	
NOT REPORTED	0		0		0		0		0		0		0	
Total	0		1		13		31		45		1		2	

Georgia Department of Corrections

Page 34 Run 07/20/04 10:04 am

Office of Planning and Analysis

Inmate statistical profile

Sample: ACTIVE JUVENILE PRISONERS EXCLUDING JAILS
Active inmates 07/20/2004

Requestor: Statistics

Crimes By Group by current age & sex

Crimes By Group	M E N					W O M E N					Grand									
	Age 13-14	Age % 15-15	Age % 16-16	Age % 17-17	Men % Total	Age 13-14	Age % 15-15	Age % 16-16	Age % 17-17	Women % Total	Total	%								
HOMICIDE	0	0	1	100	2	15	6	19	9	20	0	0	0	0	1	100	1	50	10	21
ABORTION	0	0	0	0	0	0	0	0	0	0	0	0	0	0	0	0	0	0	0	0
BODILY INJRY&REL OFF	0	0	0	0	0	0	3	10	3	7	1	100	0	0	0	0	1	50	4	9
ARSON & REL OFF	0	0	0	0	0	0	0	0	0	0	0	0	0	0	0	0	0	0	0	0
DAMAGE OF PROPERTY	0	0	0	0	0	0	0	0	0	0	0	0	0	0	0	0	0	0	0	0
BURGLARY & REL OFF	0	0	0	0	0	0	0	0	0	0	0	0	0	0	0	0	0	0	0	0
FORGERY & REL OFF	0	0	0	0	0	0	0	0	0	0	0	0	0	0	0	0	0	0	0	0
THEFT	0	0	0	0	0	0	0	0	0	0	0	0	0	0	0	0	0	0	0	0
ROBBERY	0	0	0	0	8	62	18	58	26	58	0	0	0	0	0	0	0	0	26	55
SEXUAL OFFENSES	0	0	0	0	3	23	4	13	7	16	0	0	0	0	0	0	0	0	7	15
OBSCENITY CRIMES	0	0	0	0	0	0	0	0	0	0	0	0	0	0	0	0	0	0	0	0
TREASON & REL OFF	0	0	0	0	0	0	0	0	0	0	0	0	0	0	0	0	0	0	0	0
CRIMES INVOLVNG GOVT	0	0	0	0	0	0	0	0	0	0	0	0	0	0	0	0	0	0	0	0
FALSIFICATIONS	0	0	0	0	0	0	0	0	0	0	0	0	0	0	0	0	0	0	0	0
OBSTRUCT LAW ENFORCE	0	0	0	0	0	0	0	0	0	0	0	0	0	0	0	0	0	0	0	0
DISORDERLY CONDUCT	0	0	0	0	0	0	0	0	0	0	0	0	0	0	0	0	0	0	0	0
GAMBLING & REL OFF	0	0	0	0	0	0	0	0	0	0	0	0	0	0	0	0	0	0	0	0
CRUELTY TO CHILDREN	0	0	0	0	0	0	0	0	0	0	0	0	0	0	0	0	0	0	0	0
CRIMES WITH GUNS	0	0	0	0	0	0	0	0	0	0	0	0	0	0	0	0	0	0	0	0
INVASION PRIVACY	0	0	0	0	0	0	0	0	0	0	0	0	0	0	0	0	0	0	0	0
RACKETEERING	0	0	0	0	0	0	0	0	0	0	0	0	0	0	0	0	0	0	0	0
DRUG ABUSE OFFENSES	0	0	0	0	0	0	0	0	0	0	0	0	0	0	0	0	0	0	0	0
DRUG TRAFFICKING	0	0	0	0	0	0	0	0	0	0	0	0	0	0	0	0	0	0	0	0
AUTO CRIMES	0	0	0	0	0	0	0	0	0	0	0	0	0	0	0	0	0	0	0	0
REVENUE & CONTRABAND	0	0	0	0	0	0	0	0	0	0	0	0	0	0	0	0	0	0	0	0
CRIMES OF OTH STATES	0	0	0	0	0	0	0	0	0	0	0	0	0	0	0	0	0	0	0	0
MISC. FELONIES	0	0	0	0	0	0	0	0	0	0	0	0	0	0	0	0	0	0	0	0
MISDEMEANORS	0	0	0	0	0	0	0	0	0	0	0	0	0	0	0	0	0	0	0	0
Total reported	0	0	1	100	13	100	31	100	45	100	1	100	0	0	0	0	1	100	2	100
Percent reported		.0		100.0		100.0		100.0		100.0		100.0	.0		.0		100.0		100.0	
NOT REPORTED	0		0		0		0		0		0		0		0		0		0	
Total	0		1		13		31		45		1		0		0		1		2	

Georgia Department of Corrections

Page 35 Run 07/20/04 10:04 am

Office of Planning and Analysis

Inmate statistical profile

Sample: ACTIVE JUVENILE PRISONERS EXCLUDING JAILS
Active inmates 07/20/2004

Requestor: Statistics

Most Serious Offense by current age & sex

Most Serious Offense	M E N					W O M E N					Grand Total %	
	Age 13-14 %	Age 15-15 %	Age 16-16 %	Age 17-17 %	Men Total %	Age 13-14 %	Age 15-15 %	Age 16-16 %	Age 17-17 %	Women Total %		
NOTE: In the table below, misdemeanors come first, and are in lower-case letters. AFTER THAT COME FELONIES, IN UPPER-CASE LETTERS.												
MURDER	0 0	1 100	1 8	4 13	6 13	0 0	0 0	0 0	0 0	0 0	0 0	6 13
VOLUNTARY MANSLAUGHT	0 0	0 0	1 8	2 6	3 7	0 0	0 0	0 0	1 100	1 50	4 9	4 9
KIDNAPPING	0 0	0 0	0 0	3 10	3 7	1 100	0 0	0 0	0 0	1 50	4 9	4 9
ARMED ROBBERY	0 0	0 0	8 62	18 58	26 58	0 0	0 0	0 0	0 0	0 0	26 55	26 55
RAPE	0 0	0 0	3 23	1 3	4 9	0 0	0 0	0 0	0 0	0 0	4 9	4 9
AGGRAV SEXUAL BATTER	0 0	0 0	0 0	1 3	1 2	0 0	0 0	0 0	0 0	0 0	1 2	1 2
AGGRAV CHILD MOLESTA	0 0	0 0	0 0	2 6	2 4	0 0	0 0	0 0	0 0	0 0	2 4	2 4
Total	0	1	13	31	45	1	0	0	1	2	47	47

Georgia Department of Corrections

Inmate statistical profile

Sample: ACTIVE JUVENILE PRISONERS EXCLUDING JAILS
Active inmates 07/20/2004

Requestor: Statistics

Most Serious Crime Type by current age & sex

Crime Type	M E N								W O M E N								Grand Total %					
	Age 13-14	Age % 15-15	Age % 16-16	Age % 17-17	Men % Total	Age 13-14	Age % 15-15	Age % 16-16	Age % 17-17	Women % Total												
VIOL/PERSN	0	0	1	100	10	77	27	87	38	84	1	100	0	0	0	0	1	100	2	100	40	85
NVIOL/PERS	0	0	0	0	0	0	0	0	0	0	0	0	0	0	0	0	0	0	0	0	0	0
PROPERTY	0	0	0	0	0	0	0	0	0	0	0	0	0	0	0	0	0	0	0	0	0	0
DRUG SALES	0	0	0	0	0	0	0	0	0	0	0	0	0	0	0	0	0	0	0	0	0	0
DRUG POSSN	0	0	0	0	0	0	0	0	0	0	0	0	0	0	0	0	0	0	0	0	0	0
ALCOHOL	0	0	0	0	0	0	0	0	0	0	0	0	0	0	0	0	0	0	0	0	0	0
HABIT/DUI	0	0	0	0	0	0	0	0	0	0	0	0	0	0	0	0	0	0	0	0	0	0
SEX OFFEND	0	0	0	0	3	23	4	13	7	16	0	0	0	0	0	0	0	0	0	0	7	15
OTHER	0	0	0	0	0	0	0	0	0	0	0	0	0	0	0	0	0	0	0	0	0	0
Total	0		1		13		31		45		1		0		0		1		2		47	