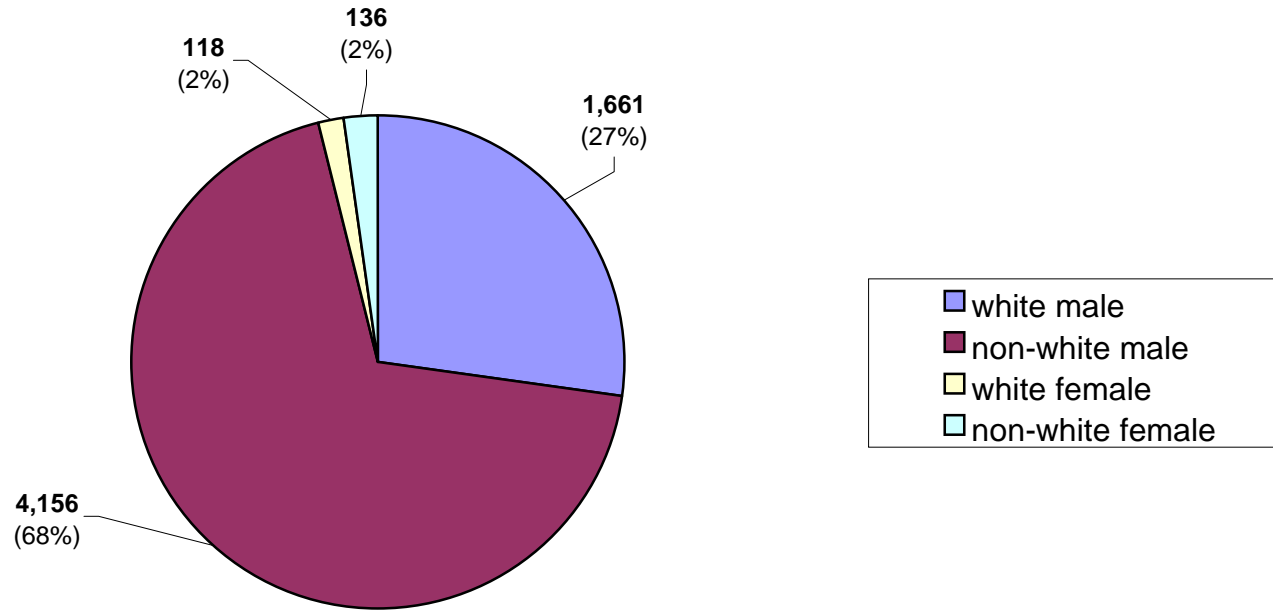
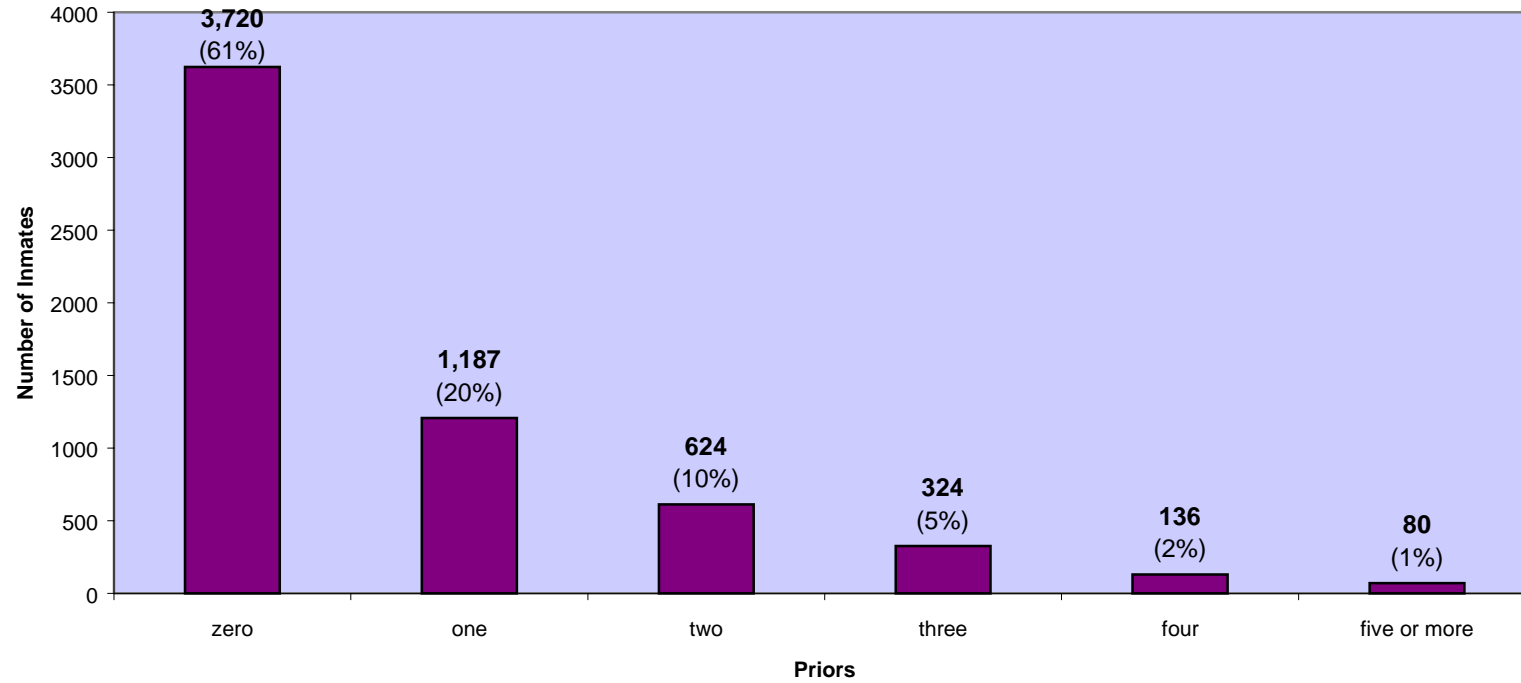


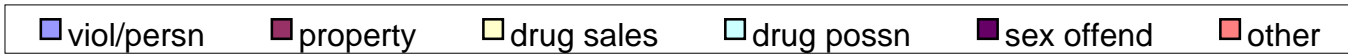
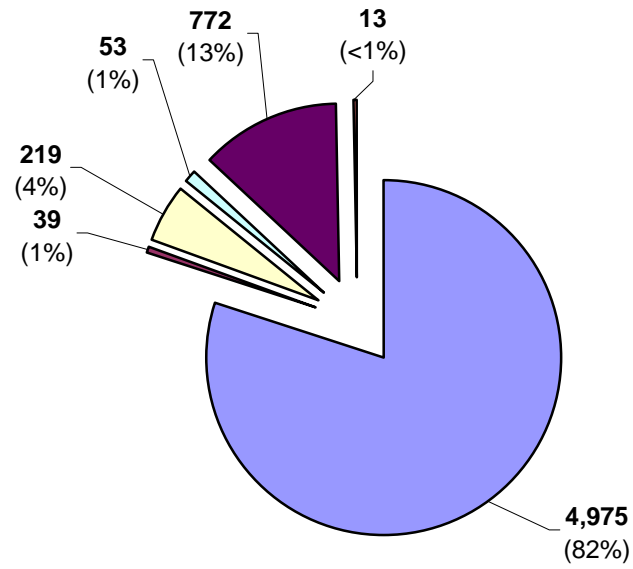
Active Inmates Serving Life By Race & Gender



Prior Incarcerations of Active Inmates Serving A Life Sentence



Active Inmates Serving Life By Crime Type



Inmate statistical profile

TABLE OF CONTENTS FOR ACTIVE PRISONERS SERVING LIFE EXCLUDING JAIL

| Title | PAGE |
|---|------|
| ----- | ---- |
| RACE AND SEX..... | 2 |
| Culture Fair IQ Scores..... | 3 |
| Self-Rpt Socioeconomic Class..... | 4 |
| Self-Rpt Environment To Age 16..... | 5 |
| Self-Rpt Education Level..... | 6 |
| Functional Reading Level (WRAT Scores).. | 7 |
| Functional Math Level (WRAT Scores)..... | 8 |
| Functional Spelling Level (WRAT Scores).. | 9 |
| Self-Rpt Guardian Status To Age 16..... | 10 |
| Self-Rpt Employment Status Before Prison | 11 |
| Self-Rpt Marital Status At Admission.... | 12 |
| Self-Rpt Number Of Children At Admission | 13 |
| Self-Rpt Religious Affiliation..... | 14 |
| Self-Rpt Family Behavior Patterns *..... | 15 |
| Inmate Diagnostic Behavior Problem *..... | 16 |
| Physical Profile (General Condition).... | 17 |
| Security Status..... | 18 |
| Number Of Sentences..... | 19 |
| Number Of Disciplinarys..... | 20 |
| Number Of Escapes..... | 21 |
| Number Of Prior Georgia Incarcerations * | 22 |
| Number Of Transfers..... | 23 |
| County Of Conviction..... | 24 |
| Circ Of Conviction..... | 29 |
| Home County..... | 31 |
| Prison Sentence In Years..... | 36 |
| Probation To Follow Prison..... | 37 |
| Admission Type..... | 38 |
| Release Type..... | 39 |
| Inst By Group..... | 40 |
| Institution..... | 41 |
| Misdemeanors And Felonies..... | 43 |
| Crimes By Group..... | 44 |
| Most Serious Offense..... | 45 |
| Most Serious Crime Type..... | 47 |

Inmate statistical profile

Sample: ACTIVE PRISONERS SERVING LIFE EXCLUDING JAIL
Active inmates 07/17/2002

Requestor: Statistics

RACE AND SEX by current age & sex

| RACE AND SEX | M E N | | | | | | | | W O M E N | | | | | | | | Grand Total % | | | | | |
|------------------|----------------|-----|----------------|-----|----------------|-----|----------------|-----|----------------|-----|----------------|-----|----------------|-----|----------------|-----|------------------|----------------|-------|------------------|-------|-----|
| | Age 00-21 % | | Age 22-39 % | | Age 40-54 % | | Age 55-99 % | | Men Total % | | Age 00-21 % | | Age 22-39 % | | Age 40-54 % | | | Age 55-99 % | | Women Total % | | |
| WHITE MALE | 26 | 17 | 650 | 22 | 741 | 33 | 244 | 49 | 1661 | 29 | 0 | 0 | 0 | 0 | 0 | 0 | 0 | 0 | 0 | 0 | 1661 | 27 |
| NON WHITE MALE | 129 | 83 | 2292 | 78 | 1479 | 67 | 256 | 51 | 4156 | 71 | 0 | 0 | 0 | 0 | 0 | 0 | 0 | 0 | 0 | 0 | 4156 | 68 |
| WHITE FEMALE | 0 | 0 | 0 | 0 | 0 | 0 | 0 | 0 | 0 | 0 | 4 | 44 | 47 | 38 | 48 | 51 | 19 | 70 | 118 | 46 | 118 | 2 |
| NON WHITE FEMALE | 0 | 0 | 0 | 0 | 0 | 0 | 0 | 0 | 0 | 0 | 5 | 56 | 76 | 62 | 47 | 49 | 8 | 30 | 136 | 54 | 136 | 2 |
| Total reported | 155 | 100 | 2942 | 100 | 2220 | 100 | 500 | 100 | 5817 | 100 | 9 | 100 | 123 | 100 | 95 | 100 | 27 | 100 | 254 | 100 | 6071 | 100 |
| Percent reported | 100.0 | | 100.0 | | 100.0 | | 100.0 | | 100.0 | | 100.0 | | 100.0 | | 100.0 | | 100.0 | | 100.0 | | 100.0 | |
| NOT REPORTED | 0 | | 0 | | 0 | | 0 | | 0 | | 0 | | 0 | | 0 | | 0 | | 0 | | 0 | |
| Total | 155 | | 2942 | | 2220 | | 500 | | 5817 | | 9 | | 123 | | 95 | | 27 | | 254 | | 6071 | |
| AVERAGE AGE | 20.04 | | 31.22 | | 45.95 | | 60.81 | | 39.09 | | 20.22 | | 31.02 | | 45.57 | | 61.85 | | 39.36 | | 39.10 | |

Inmate statistical profile

Sample: ACTIVE PRISONERS SERVING LIFE EXCLUDING JAIL
Active inmates 07/17/2002

Requestor: Statistics

Culture Fair IQ Scores by current age & sex

| IQ Score | M E N | | | | | | | | W O M E N | | | | | | | | Grand Total % | | | | | |
|------------------|-------------|-------------|-------------|-------------|-------------|-------------|-------------|-------------|-------------|---------------|-------|-----|-------|-----|-------|-----|---------------|-----|-------|-----|-------|-----|
| | Age 00-21 % | Age 22-39 % | Age 40-54 % | Age 55-99 % | Men Total % | Age 00-21 % | Age 22-39 % | Age 40-54 % | Age 55-99 % | Women Total % | | | | | | | | | | | | |
| LESS THAN 70 | 5 | 3 | 70 | 2 | 157 | 8 | 50 | 11 | 282 | 5 | 0 | 0 | 12 | 10 | 9 | 10 | 3 | 13 | 24 | 10 | 306 | 5 |
| 70 AND UP | 143 | 97 | 2740 | 98 | 1913 | 92 | 397 | 89 | 5193 | 95 | 8 | 100 | 109 | 90 | 83 | 90 | 20 | 87 | 220 | 90 | 5413 | 95 |
| Total reported | 148 | 100 | 2810 | 100 | 2070 | 100 | 447 | 100 | 5475 | 100 | 8 | 100 | 121 | 100 | 92 | 100 | 23 | 100 | 244 | 100 | 5719 | 100 |
| Percent reported | 95.5 | | 95.5 | | 93.2 | | 89.4 | | 94.1 | | 88.9 | | 98.4 | | 96.8 | | 85.2 | | 96.1 | | 94.2 | |
| NOT REPORTED | 7 | | 132 | | 150 | | 53 | | 342 | | 1 | | 2 | | 3 | | 4 | | 10 | | 352 | |
| Total | 155 | | 2942 | | 2220 | | 500 | | 5817 | | 9 | | 123 | | 95 | | 27 | | 254 | | 6071 | |
| AVERAGE IQ | 98.75 | | 101.50 | | 97.39 | | 93.90 | | 99.25 | | 95.63 | | 96.13 | | 91.22 | | 86.00 | | 93.31 | | 99.00 | |

Inmate statistical profile

Sample: ACTIVE PRISONERS SERVING LIFE EXCLUDING JAIL
Active inmates 07/17/2002

Requestor: Statistics

Self-Rpt Socioeconomic Class by current age & sex

| Socioeconomic Class | Age | | Age | | M E N | | | | Age | | Age | | W O M E N | | | | Women | | Grand | | | |
|---------------------|-------|------|-------|------|-------|------|-------|------|-------|------|-------|-------|-----------|-------|-------|------|-------|------|-------|------|-------|------|
| | 00-21 | % | 22-39 | % | 40-54 | % | 55-99 | % | Total | % | 00-21 | % | 22-39 | % | 40-54 | % | 55-99 | % | Total | % | Total | % |
| WELFARE | 10 | 7 | 326 | 11 | 220 | 10 | 27 | 6 | 583 | 10 | 0 | 0 | 22 | 18 | 8 | 9 | 0 | 0 | 30 | 12 | 613 | 10 |
| OCC EMPLOY | 3 | 2 | 193 | 7 | 64 | 3 | 11 | 2 | 271 | 5 | 0 | 0 | 3 | 2 | 0 | 0 | 1 | 4 | 4 | 2 | 275 | 5 |
| MINIMUM STD | 72 | 51 | 1040 | 37 | 911 | 43 | 259 | 55 | 2282 | 41 | 5 | 56 | 39 | 32 | 26 | 28 | 12 | 50 | 82 | 33 | 2364 | 40 |
| MIDDLE | 55 | 39 | 1253 | 44 | 941 | 44 | 175 | 37 | 2424 | 43 | 4 | 44 | 58 | 47 | 56 | 60 | 11 | 46 | 129 | 52 | 2553 | 44 |
| OTHER | 2 | 1 | 25 | 1 | 7 | 0 | 3 | 1 | 37 | 1 | 0 | 0 | 1 | 1 | 3 | 3 | 0 | 0 | 4 | 2 | 41 | 1 |
| Total reported | 142 | 100 | 2837 | 100 | 2143 | 100 | 475 | 100 | 5597 | 100 | 9 | 100 | 123 | 100 | 93 | 100 | 24 | 100 | 249 | 100 | 5846 | 100 |
| Percent reported | | 91.6 | | 96.4 | | 96.5 | | 95.0 | | 96.2 | | 100.0 | | 100.0 | | 97.9 | | 88.9 | | 98.0 | | 96.3 |
| NOT RPTD | 13 | | 105 | | 77 | | 25 | | 220 | | 0 | | 0 | | 2 | | 3 | | 5 | | 225 | |
| Total | 155 | | 2942 | | 2220 | | 500 | | 5817 | | 9 | | 123 | | 95 | | 27 | | 254 | | 6071 | |

Inmate statistical profile

Sample: ACTIVE PRISONERS SERVING LIFE EXCLUDING JAIL
Active inmates 07/17/2002

Requestor: Statistics

Self-Rpt Environment To Age 16 by current age & sex

| Environment | M E N | | | | | | | | W O M E N | | | | | | | | Grand Total % | | | | | |
|------------------|----------------|-----|----------------|-----|----------------|-----|----------------|-----|----------------|-----|----------------|-----|----------------|-----|----------------|-----|------------------|----------------|------|------------------|------|-----|
| | Age 00-21 % | | Age 22-39 % | | Age 40-54 % | | Age 55-99 % | | Men Total % | | Age 00-21 % | | Age 22-39 % | | Age 40-54 % | | | Age 55-99 % | | Women Total % | | |
| RURAL/FARM | 3 | 2 | 94 | 3 | 171 | 8 | 99 | 20 | 367 | 6 | 0 | 0 | 8 | 7 | 3 | 3 | 4 | 17 | 15 | 6 | 382 | 6 |
| RURAL/NFARM | 3 | 2 | 176 | 6 | 182 | 8 | 40 | 8 | 401 | 7 | 1 | 11 | 11 | 9 | 4 | 4 | 0 | 0 | 16 | 6 | 417 | 7 |
| S.M.S.A | 66 | 43 | 1215 | 42 | 778 | 36 | 129 | 27 | 2188 | 39 | 1 | 11 | 25 | 20 | 21 | 22 | 7 | 30 | 54 | 22 | 2242 | 38 |
| URBAN | 35 | 23 | 525 | 18 | 389 | 18 | 72 | 15 | 1021 | 18 | 4 | 44 | 34 | 28 | 27 | 29 | 3 | 13 | 68 | 27 | 1089 | 18 |
| SMALL TOWN | 46 | 30 | 864 | 30 | 621 | 29 | 142 | 29 | 1673 | 29 | 3 | 33 | 45 | 37 | 37 | 39 | 9 | 39 | 94 | 38 | 1767 | 30 |
| OTHER | 0 | 0 | 14 | 0 | 10 | 0 | 1 | 0 | 25 | 0 | 0 | 0 | 0 | 0 | 2 | 2 | 0 | 0 | 2 | 1 | 27 | 0 |
| Total reported | 153 | 100 | 2888 | 100 | 2151 | 100 | 483 | 100 | 5675 | 100 | 9 | 100 | 123 | 100 | 94 | 100 | 23 | 100 | 249 | 100 | 5924 | 100 |
| Percent reported | 98.7 | | 98.2 | | 96.9 | | 96.6 | | 97.6 | | 100.0 | | 100.0 | | 98.9 | | 85.2 | | 98.0 | | 97.6 | |
| NOT RPTD | 2 | | 54 | | 69 | | 17 | | 142 | | 0 | | 0 | | 1 | | 4 | | 5 | | 147 | |
| Total | 155 | | 2942 | | 2220 | | 500 | | 5817 | | 9 | | 123 | | 95 | | 27 | | 254 | | 6071 | |

Inmate statistical profile

Sample: ACTIVE PRISONERS SERVING LIFE EXCLUDING JAIL
Active inmates 07/17/2002

Requestor: Statistics

Self-Rpt Education Level by current age & sex

| Education Level | M E N | | | | | | | | W O M E N | | | | | | | | Grand Total % | | | | | |
|---------------------|-----------|-----|-----------|-----|-----------|-----|-----------|-----|-----------|-----|-----------|-----|-----------|-----|-----------|-----|---------------|-----------|-------|-------------|-------|-----|
| | Age 00-21 | | Age 22-39 | | Age 40-54 | | Age 55-99 | | Men Total | | Age 00-21 | | Age 22-39 | | Age 40-54 | | | Age 55-99 | | Women Total | | |
| LESS THAN GRADE 7 | 5 | 3 | 48 | 2 | 104 | 5 | 92 | 19 | 249 | 4 | 0 | 0 | 1 | 1 | 3 | 3 | 6 | 23 | 10 | 4 | 259 | 4 |
| GRADE 7 | 6 | 4 | 85 | 3 | 58 | 3 | 37 | 8 | 186 | 3 | 1 | 11 | 5 | 4 | 4 | 4 | 1 | 4 | 11 | 4 | 197 | 3 |
| GRADE 8 | 35 | 23 | 279 | 10 | 199 | 9 | 58 | 12 | 571 | 10 | 3 | 33 | 16 | 13 | 8 | 8 | 1 | 4 | 28 | 11 | 599 | 10 |
| GRADE 9 | 40 | 26 | 462 | 16 | 270 | 12 | 43 | 9 | 815 | 14 | 3 | 33 | 17 | 14 | 4 | 4 | 1 | 4 | 25 | 10 | 840 | 14 |
| GRADE 10 | 31 | 20 | 610 | 21 | 309 | 14 | 50 | 10 | 1000 | 17 | 0 | 0 | 23 | 19 | 12 | 13 | 4 | 15 | 39 | 16 | 1039 | 17 |
| GRADE 11 | 26 | 17 | 559 | 19 | 253 | 12 | 30 | 6 | 868 | 15 | 1 | 11 | 16 | 13 | 7 | 7 | 1 | 4 | 25 | 10 | 893 | 15 |
| GRADE 12 | 7 | 5 | 632 | 22 | 721 | 33 | 118 | 24 | 1478 | 26 | 1 | 11 | 26 | 22 | 35 | 37 | 8 | 31 | 70 | 28 | 1548 | 26 |
| MORE THAN GRADE 12 | 2 | 1 | 232 | 8 | 269 | 12 | 61 | 12 | 564 | 10 | 0 | 0 | 16 | 13 | 22 | 23 | 4 | 15 | 42 | 17 | 606 | 10 |
| Total reported | 152 | 100 | 2907 | 100 | 2183 | 100 | 489 | 100 | 5731 | 100 | 9 | 100 | 120 | 100 | 95 | 100 | 26 | 100 | 250 | 100 | 5981 | 100 |
| Percent reported | 98.1 | | 98.8 | | 98.3 | | 97.8 | | 98.5 | | 100.0 | | 97.6 | | 100.0 | | 96.3 | | 98.4 | | 98.5 | |
| NOT REPORTED | 3 | | 35 | | 37 | | 11 | | 86 | | 0 | | 3 | | 0 | | 1 | | 4 | | 90 | |
| Total | 155 | | 2942 | | 2220 | | 500 | | 5817 | | 9 | | 123 | | 95 | | 27 | | 254 | | 6071 | |
| AVG EDUCATION LEVEL | 9.45 | | 10.88 | | 11.27 | | 9.87 | | 10.90 | | 9.00 | | 11.18 | | 12.32 | | 10.69 | | 11.48 | | 10.93 | |

* NOTE: THE FIELD LABELED "LESS THAN GRADE 7" WAS CORRECTED IN MARCH 1989: MISSING DATA FOR INMATES STILL IN DIAGNOSTICS NOW HAS BEEN REMOVED FROM THIS FIELD AND IDENTIFIED AS "NOT REPORTED" INFORMATION.

Inmate statistical profile

Sample: ACTIVE PRISONERS SERVING LIFE EXCLUDING JAIL
Active inmates 07/17/2002

Requestor: Statistics

Functional Reading Level (WRAT Scores) by current age & sex

| WRAT Reading Score | M E N | | | | | | | | W O M E N | | | | | | | | Grand Total % | | | | | |
|--------------------|-----------|-----|-----------|-----|-----------|-----|-----------|-----|-----------|-----|-----------|-----|-----------|-----|-----------|-----|---------------|-----------|------|-------------|------|-----|
| | Age 00-21 | | Age 22-39 | | Age 40-54 | | Age 55-99 | | Men Total | | Age 00-21 | | Age 22-39 | | Age 40-54 | | | Age 55-99 | | Women Total | | |
| LESS THAN GRADE 6 | 61 | 41 | 1043 | 37 | 893 | 45 | 210 | 50 | 2207 | 41 | 1 | 13 | 42 | 35 | 24 | 27 | 11 | 46 | 78 | 32 | 2285 | 41 |
| 6TH THRU 8TH GRADE | 31 | 21 | 665 | 24 | 438 | 22 | 74 | 17 | 1208 | 23 | 3 | 38 | 25 | 21 | 22 | 24 | 5 | 21 | 55 | 23 | 1263 | 23 |
| GRADE 9 | 11 | 7 | 214 | 8 | 128 | 6 | 27 | 6 | 380 | 7 | 1 | 13 | 3 | 2 | 7 | 8 | 1 | 4 | 12 | 5 | 392 | 7 |
| GRADE 10 | 9 | 6 | 133 | 5 | 72 | 4 | 16 | 4 | 230 | 4 | 0 | 0 | 3 | 2 | 6 | 7 | 1 | 4 | 10 | 4 | 240 | 4 |
| GRADE 11 | 5 | 3 | 115 | 4 | 92 | 5 | 10 | 2 | 222 | 4 | 0 | 0 | 6 | 5 | 5 | 6 | 1 | 4 | 12 | 5 | 234 | 4 |
| GRADE 12 | 21 | 14 | 515 | 18 | 322 | 16 | 79 | 19 | 937 | 17 | 3 | 38 | 8 | 7 | 2 | 2 | 1 | 4 | 14 | 6 | 951 | 17 |
| MORE THAN GRADE 12 | 11 | 7 | 129 | 5 | 31 | 2 | 7 | 2 | 178 | 3 | 0 | 0 | 34 | 28 | 24 | 27 | 4 | 17 | 62 | 26 | 240 | 4 |
| Total reported | 149 | 100 | 2814 | 100 | 1976 | 100 | 423 | 100 | 5362 | 100 | 8 | 100 | 121 | 100 | 90 | 100 | 24 | 100 | 243 | 100 | 5605 | 100 |
| Percent reported | 96.1 | | 95.6 | | 89.0 | | 84.6 | | 92.2 | | 88.9 | | 98.4 | | 94.7 | | 88.9 | | 95.7 | | 92.3 | |
| NOT REPORTED | 6 | | 128 | | 244 | | 77 | | 455 | | 1 | | 2 | | 5 | | 3 | | 11 | | 466 | |
| Total | 155 | | 2942 | | 2220 | | 500 | | 5817 | | 9 | | 123 | | 95 | | 27 | | 254 | | 6071 | |
| AVG READING SCORE | 7.62 | | 7.84 | | 7.07 | | 6.87 | | 7.47 | | 9.30 | | 8.48 | | 8.45 | | 7.17 | | 8.37 | | 7.51 | |

Inmate statistical profile

Sample: ACTIVE PRISONERS SERVING LIFE EXCLUDING JAIL
Active inmates 07/17/2002

Requestor: Statistics

Functional Math Level (WRAT Scores) by current age & sex

| WRAT Math Score | M E N | | | | | | | | W O M E N | | | | | | | | Grand Total % | | | | | |
|--------------------|-----------|-----|-----------|-----|-----------|-----|-----------|-----|-----------|-----|-----------|-----|-----------|-----|-----------|-----|---------------|-----------|------|-------------|------|-----|
| | Age 00-21 | | Age 22-39 | | Age 40-54 | | Age 55-99 | | Men Total | | Age 00-21 | | Age 22-39 | | Age 40-54 | | | Age 55-99 | | Women Total | | |
| LESS THAN GRADE 6 | 57 | 38 | 823 | 29 | 841 | 42 | 206 | 49 | 1927 | 36 | 2 | 25 | 39 | 32 | 35 | 38 | 11 | 46 | 87 | 36 | 2014 | 36 |
| 6TH THRU 8TH GRADE | 62 | 42 | 1425 | 51 | 759 | 38 | 116 | 27 | 2362 | 44 | 5 | 63 | 53 | 44 | 34 | 37 | 7 | 29 | 99 | 41 | 2461 | 44 |
| GRADE 9 | 10 | 7 | 230 | 8 | 138 | 7 | 33 | 8 | 411 | 8 | 1 | 13 | 16 | 13 | 7 | 8 | 2 | 8 | 26 | 11 | 437 | 8 |
| GRADE 10 | 12 | 8 | 136 | 5 | 104 | 5 | 25 | 6 | 277 | 5 | 0 | 0 | 7 | 6 | 5 | 5 | 1 | 4 | 13 | 5 | 290 | 5 |
| GRADE 11 | 3 | 2 | 89 | 3 | 57 | 3 | 16 | 4 | 165 | 3 | 0 | 0 | 0 | 0 | 3 | 3 | 2 | 8 | 5 | 2 | 170 | 3 |
| GRADE 12 | 3 | 2 | 94 | 3 | 79 | 4 | 24 | 6 | 200 | 4 | 0 | 0 | 2 | 2 | 3 | 3 | 0 | 0 | 5 | 2 | 205 | 4 |
| MORE THAN GRADE 12 | 2 | 1 | 20 | 1 | 3 | 0 | 3 | 1 | 28 | 1 | 0 | 0 | 4 | 3 | 4 | 4 | 1 | 4 | 9 | 4 | 37 | 1 |
| Total reported | 149 | 100 | 2817 | 100 | 1981 | 100 | 423 | 100 | 5370 | 100 | 8 | 100 | 121 | 100 | 91 | 100 | 24 | 100 | 244 | 100 | 5614 | 100 |
| Percent reported | 96.1 | | 95.8 | | 89.2 | | 84.6 | | 92.3 | | 88.9 | | 98.4 | | 95.8 | | 88.9 | | 96.1 | | 92.5 | |
| NOT REPORTED | 6 | | 125 | | 239 | | 77 | | 447 | | 1 | | 2 | | 4 | | 3 | | 10 | | 457 | |
| Total | 155 | | 2942 | | 2220 | | 500 | | 5817 | | 9 | | 123 | | 95 | | 27 | | 254 | | 6071 | |
| AVG MATH SCORE | 6.84 | | 7.14 | | 6.63 | | 6.47 | | 6.89 | | 6.81 | | 7.20 | | 7.21 | | 6.13 | | 7.09 | | 6.90 | |

Inmate statistical profile

Sample: ACTIVE PRISONERS SERVING LIFE EXCLUDING JAIL
Active inmates 07/17/2002

Requestor: Statistics

Functional Spelling Level (WRAT Scores) by current age & sex

| WRAT Spelling Score | M E N | | | | | | | | W O M E N | | | | | | | | Grand Total % | | | | | |
|---------------------|-----------|-----|-----------|-----|-----------|-----|-----------|-----|-----------|-----|-----------|-----|-----------|-----|-----------|-----|---------------|-----------|------|-------------|------|-----|
| | Age 00-21 | | Age 22-39 | | Age 40-54 | | Age 55-99 | | Men Total | | Age 00-21 | | Age 22-39 | | Age 40-54 | | | Age 55-99 | | Women Total | | |
| LESS THAN GRADE 6 | 63 | 42 | 1187 | 42 | 1120 | 57 | 249 | 59 | 2619 | 49 | 1 | 13 | 38 | 31 | 29 | 32 | 13 | 54 | 81 | 33 | 2700 | 48 |
| 6TH THRU 8TH GRADE | 44 | 30 | 792 | 28 | 420 | 21 | 79 | 19 | 1335 | 25 | 5 | 63 | 31 | 26 | 20 | 22 | 4 | 17 | 60 | 25 | 1395 | 25 |
| GRADE 9 | 10 | 7 | 186 | 7 | 108 | 5 | 19 | 4 | 323 | 6 | 1 | 13 | 11 | 9 | 4 | 4 | 1 | 4 | 17 | 7 | 340 | 6 |
| GRADE 10 | 11 | 7 | 191 | 7 | 80 | 4 | 14 | 3 | 296 | 6 | 1 | 13 | 8 | 7 | 8 | 9 | 0 | 0 | 17 | 7 | 313 | 6 |
| GRADE 11 | 5 | 3 | 130 | 5 | 57 | 3 | 7 | 2 | 199 | 4 | 0 | 0 | 4 | 3 | 5 | 5 | 3 | 13 | 12 | 5 | 211 | 4 |
| GRADE 12 | 6 | 4 | 279 | 10 | 180 | 9 | 50 | 12 | 515 | 10 | 0 | 0 | 14 | 12 | 5 | 5 | 0 | 0 | 19 | 8 | 534 | 10 |
| MORE THAN GRADE 12 | 10 | 7 | 49 | 2 | 12 | 1 | 5 | 1 | 76 | 1 | 0 | 0 | 15 | 12 | 20 | 22 | 3 | 13 | 38 | 16 | 114 | 2 |
| Total reported | 149 | 100 | 2814 | 100 | 1977 | 100 | 423 | 100 | 5363 | 100 | 8 | 100 | 121 | 100 | 91 | 100 | 24 | 100 | 244 | 100 | 5607 | 100 |
| Percent reported | 96.1 | | 95.6 | | 89.1 | | 84.6 | | 92.2 | | 88.9 | | 98.4 | | 95.8 | | 88.9 | | 96.1 | | 92.4 | |
| NOT REPORTED | 6 | | 128 | | 243 | | 77 | | 454 | | 1 | | 2 | | 4 | | 3 | | 10 | | 464 | |
| Total | 155 | | 2942 | | 2220 | | 500 | | 5817 | | 9 | | 123 | | 95 | | 27 | | 254 | | 6071 | |
| AVG SPELLING SCORE | 7.06 | | 7.07 | | 6.07 | | 5.95 | | 6.61 | | 7.93 | | 8.21 | | 8.32 | | 6.42 | | 8.07 | | 6.68 | |

Inmate statistical profile

Sample: ACTIVE PRISONERS SERVING LIFE EXCLUDING JAIL
Active inmates 07/17/2002

Requestor: Statistics

Self-Rpt Guardian Status To Age 16 by current age & sex

| Guardian Status | M E N | | | | | | | | W O M E N | | | | | | | | Grand Total | % | | | | |
|------------------|-----------|------|-----------|------|-----------|------|-----------|------|-----------|------|-----------|-------|-----------|------|-----------|------|-------------|------|-----------|------|-------------|------|
| | Age 00-21 | % | Age 22-39 | % | Age 40-54 | % | Age 55-99 | % | Men Total | % | Age 00-21 | % | Age 22-39 | % | Age 40-54 | % | | | Age 55-99 | % | Women Total | % |
| ORPHANAGE | 0 | 0 | 2 | 0 | 6 | 0 | 2 | 0 | 10 | 0 | 0 | 0 | 0 | 0 | 0 | 0 | 0 | 0 | 0 | 0 | 10 | 0 |
| FATHER ONLY | 6 | 4 | 85 | 3 | 63 | 3 | 6 | 1 | 160 | 3 | 0 | 0 | 2 | 2 | 2 | 2 | 1 | 4 | 5 | 2 | 165 | 3 |
| FTR MTR HD | 7 | 5 | 129 | 4 | 76 | 4 | 10 | 2 | 222 | 4 | 1 | 11 | 2 | 2 | 5 | 5 | 0 | 0 | 8 | 3 | 230 | 4 |
| MOTHER ONLY | 88 | 58 | 1395 | 48 | 728 | 34 | 136 | 28 | 2347 | 41 | 5 | 56 | 47 | 39 | 24 | 26 | 10 | 40 | 86 | 35 | 2433 | 41 |
| MTR FTR HD | 31 | 21 | 847 | 29 | 1009 | 47 | 261 | 54 | 2148 | 38 | 2 | 22 | 46 | 38 | 51 | 55 | 13 | 52 | 112 | 45 | 2260 | 38 |
| OTH FEMALE | 3 | 2 | 50 | 2 | 48 | 2 | 19 | 4 | 120 | 2 | 0 | 0 | 3 | 2 | 3 | 3 | 0 | 0 | 6 | 2 | 126 | 2 |
| OTH MALE | 2 | 1 | 6 | 0 | 11 | 1 | 2 | 0 | 21 | 0 | 0 | 0 | 0 | 0 | 2 | 2 | 0 | 0 | 2 | 1 | 23 | 0 |
| STEP-PARNTS | 2 | 1 | 53 | 2 | 26 | 1 | 6 | 1 | 87 | 2 | 0 | 0 | 0 | 0 | 0 | 0 | 0 | 0 | 0 | 0 | 87 | 1 |
| FOSTER HOME | 4 | 3 | 29 | 1 | 29 | 1 | 10 | 2 | 72 | 1 | 0 | 0 | 1 | 1 | 1 | 1 | 0 | 0 | 2 | 1 | 74 | 1 |
| GRAND PRNTS | 7 | 5 | 239 | 8 | 142 | 7 | 28 | 6 | 416 | 7 | 1 | 11 | 18 | 15 | 4 | 4 | 1 | 4 | 24 | 10 | 440 | 7 |
| OTHER | 1 | 1 | 67 | 2 | 30 | 1 | 6 | 1 | 104 | 2 | 0 | 0 | 3 | 2 | 0 | 0 | 0 | 0 | 3 | 1 | 107 | 2 |
| Total reported | 151 | 100 | 2902 | 100 | 2168 | 100 | 486 | 100 | 5707 | 100 | 9 | 100 | 122 | 100 | 92 | 100 | 25 | 100 | 248 | 100 | 5955 | 100 |
| Percent reported | | 97.4 | | 98.6 | | 97.7 | | 97.2 | | 98.1 | | 100.0 | | 99.2 | | 96.8 | | 92.6 | | 97.6 | | 98.1 |
| NOT RPTD | 4 | | 40 | | 52 | | 14 | | 110 | | 0 | | 1 | | 3 | | 2 | | 6 | | 116 | |
| Total | 155 | | 2942 | | 2220 | | 500 | | 5817 | | 9 | | 123 | | 95 | | 27 | | 254 | | 6071 | |

Inmate statistical profile

Sample: ACTIVE PRISONERS SERVING LIFE EXCLUDING JAIL
Active inmates 07/17/2002

Requestor: Statistics

Self-Rpt Employment Status Before Prison by current age & sex

| Employment | M E N | | | | | | | | W O M E N | | | | | | | | Grand Total % | | | | | |
|------------------|----------------|-----|----------------|-----|----------------|-----|----------------|-----|----------------|-----|----------------|-----|----------------|-----|----------------|-----|------------------|----------------|------|------------------|------|-----|
| | Age 00-21 % | | Age 22-39 % | | Age 40-54 % | | Age 55-99 % | | Men Total % | | Age 00-21 % | | Age 22-39 % | | Age 40-54 % | | | Age 55-99 % | | Women Total % | | |
| FULL TIME | 30 | 22 | 973 | 35 | 822 | 39 | 188 | 40 | 2013 | 37 | 1 | 13 | 32 | 29 | 16 | 18 | 5 | 21 | 54 | 23 | 2067 | 36 |
| PART TIME | 8 | 6 | 233 | 8 | 111 | 5 | 25 | 5 | 377 | 7 | 0 | 0 | 5 | 4 | 3 | 3 | 0 | 0 | 8 | 3 | 385 | 7 |
| UNEMPL < 6M | 10 | 7 | 426 | 15 | 343 | 16 | 73 | 16 | 852 | 16 | 0 | 0 | 21 | 19 | 24 | 26 | 5 | 21 | 50 | 21 | 902 | 16 |
| UNEMPL > 6M | 14 | 10 | 796 | 29 | 741 | 35 | 140 | 30 | 1691 | 31 | 1 | 13 | 29 | 26 | 39 | 43 | 11 | 46 | 80 | 34 | 1771 | 31 |
| NEVER WORKD | 66 | 47 | 292 | 10 | 23 | 1 | 3 | 1 | 384 | 7 | 2 | 25 | 23 | 21 | 5 | 5 | 0 | 0 | 30 | 13 | 414 | 7 |
| STUDENT | 10 | 7 | 42 | 2 | 7 | 0 | 1 | 0 | 60 | 1 | 3 | 38 | 1 | 1 | 1 | 1 | 0 | 0 | 5 | 2 | 65 | 1 |
| INCAPABLE | 1 | 1 | 25 | 1 | 58 | 3 | 35 | 8 | 119 | 2 | 1 | 13 | 1 | 1 | 3 | 3 | 3 | 13 | 8 | 3 | 127 | 2 |
| OTHER | 0 | 0 | 0 | 0 | 0 | 0 | 0 | 0 | 0 | 0 | 0 | 0 | 0 | 0 | 0 | 0 | 0 | 0 | 0 | 0 | 0 | 0 |
| Total reported | 139 | 100 | 2787 | 100 | 2105 | 100 | 465 | 100 | 5496 | 100 | 8 | 100 | 112 | 100 | 91 | 100 | 24 | 100 | 235 | 100 | 5731 | 100 |
| Percent reported | 89.7 | | 94.7 | | 94.8 | | 93.0 | | 94.5 | | 88.9 | | 91.1 | | 95.8 | | 88.9 | | 92.5 | | 94.4 | |
| NOT RPTD | 16 | | 155 | | 115 | | 35 | | 321 | | 1 | | 11 | | 4 | | 3 | | 19 | | 340 | |
| Total | 155 | | 2942 | | 2220 | | 500 | | 5817 | | 9 | | 123 | | 95 | | 27 | | 254 | | 6071 | |

* NOTE: THE FIELD LABELD "OTHER" WAS CORRECTED IN APRIL 1989; INMATES CODED "PRE-OTIS NOT REPORTED" NOW HAVE BEEN REMOVED FROM THIS FIELD AND IDENTIFIED AS "NOT REPORTED".

Inmate statistical profile

Sample: ACTIVE PRISONERS SERVING LIFE EXCLUDING JAIL
Active inmates 07/17/2002

Requestor: Statistics

Self-Rpt Marital Status At Admission by current age & sex

| Marital Status | M E N | | | | | | | | W O M E N | | | | | | | | Grand Total % | | | | | |
|------------------|----------------|-----|----------------|-----|----------------|-----|----------------|-----|----------------|-----|----------------|-----|----------------|-----|----------------|-----|------------------|----------------|------|------------------|------|-----|
| | Age 00-21 % | | Age 22-39 % | | Age 40-54 % | | Age 55-99 % | | Men Total % | | Age 00-21 % | | Age 22-39 % | | Age 40-54 % | | | Age 55-99 % | | Women Total % | | |
| SINGLE | 147 | 97 | 2066 | 71 | 796 | 37 | 74 | 15 | 3083 | 54 | 9 | 100 | 73 | 60 | 19 | 20 | 2 | 8 | 103 | 41 | 3186 | 53 |
| MARRIED | 0 | 0 | 210 | 7 | 407 | 19 | 123 | 25 | 740 | 13 | 0 | 0 | 11 | 9 | 18 | 19 | 2 | 8 | 31 | 12 | 771 | 13 |
| SEPARATED | 0 | 0 | 85 | 3 | 164 | 8 | 50 | 10 | 299 | 5 | 0 | 0 | 11 | 9 | 11 | 12 | 2 | 8 | 24 | 10 | 323 | 5 |
| DIVORCED | 0 | 0 | 125 | 4 | 354 | 16 | 122 | 25 | 601 | 11 | 0 | 0 | 10 | 8 | 15 | 16 | 6 | 24 | 31 | 12 | 632 | 11 |
| WIDOWED | 2 | 1 | 42 | 1 | 95 | 4 | 56 | 12 | 195 | 3 | 0 | 0 | 7 | 6 | 18 | 19 | 13 | 52 | 38 | 15 | 233 | 4 |
| COMMON LAW | 3 | 2 | 371 | 13 | 360 | 17 | 61 | 13 | 795 | 14 | 0 | 0 | 10 | 8 | 13 | 14 | 0 | 0 | 23 | 9 | 818 | 14 |
| OTHER | 0 | 0 | 2 | 0 | 2 | 0 | 0 | 0 | 4 | 0 | 0 | 0 | 0 | 0 | 0 | 0 | 0 | 0 | 0 | 0 | 4 | 0 |
| Total reported | 152 | 100 | 2901 | 100 | 2178 | 100 | 486 | 100 | 5717 | 100 | 9 | 100 | 122 | 100 | 94 | 100 | 25 | 100 | 250 | 100 | 5967 | 100 |
| Percent reported | 98.1 | | 98.6 | | 98.1 | | 97.2 | | 98.3 | | 100.0 | | 99.2 | | 98.9 | | 92.6 | | 98.4 | | 98.3 | |
| NOT RPTD | 3 | | 41 | | 42 | | 14 | | 100 | | 0 | | 1 | | 1 | | 2 | | 4 | | 104 | |
| Total | 155 | | 2942 | | 2220 | | 500 | | 5817 | | 9 | | 123 | | 95 | | 27 | | 254 | | 6071 | |

Inmate statistical profile

Sample: ACTIVE PRISONERS SERVING LIFE EXCLUDING JAIL
Active inmates 07/17/2002

Requestor: Statistics

Self-Rpt Number Of Children At Admission by current age & sex

| Number Of Children | M E N | | | | | | | | W O M E N | | | | | | | | Grand Total % |
|----------------------|-------------|-------------|-------------|-------------|-------------|-------------|-------------|-------------|-------------|---------------|----------|--|--|--|--|--|---------------|
| | Age 00-21 % | Age 22-39 % | Age 40-54 % | Age 55-99 % | Men Total % | Age 00-21 % | Age 22-39 % | Age 40-54 % | Age 55-99 % | Women Total % | | | | | | | |
| NO CHILDREN | 0 0 | 363 19 | 311 18 | 47 11 | 721 18 | 0 0 | 3 3 | 3 4 | 1 4 | 7 4 | 728 17 | | | | | | |
| ONE CHILD | 23 66 | 733 39 | 506 30 | 75 18 | 1337 33 | 1 100 | 31 35 | 22 26 | 1 4 | 55 28 | 1392 33 | | | | | | |
| TWO CHILDREN | 7 20 | 400 21 | 388 23 | 96 23 | 891 22 | 0 0 | 30 34 | 24 29 | 8 32 | 62 31 | 953 23 | | | | | | |
| THREE CHILDREN | 4 11 | 235 13 | 242 14 | 87 21 | 568 14 | 0 0 | 15 17 | 18 21 | 8 32 | 41 21 | 609 14 | | | | | | |
| FOUR CHILDREN | 0 0 | 83 4 | 120 7 | 49 12 | 252 6 | 0 0 | 5 6 | 10 12 | 4 16 | 19 10 | 271 6 | | | | | | |
| FIVE CHILDREN | 1 3 | 33 2 | 67 4 | 26 6 | 127 3 | 0 0 | 3 3 | 1 1 | 1 4 | 5 3 | 132 3 | | | | | | |
| MORE THAN 5 CHILDREN | 0 0 | 33 2 | 63 4 | 38 9 | 134 3 | 0 0 | 1 1 | 6 7 | 2 8 | 9 5 | 143 3 | | | | | | |
| Total reported | 35 100 | 1880 100 | 1697 100 | 418 100 | 4030 100 | 1 100 | 88 100 | 84 100 | 25 100 | 198 100 | 4228 100 | | | | | | |
| Percent reported | 22.6 | 63.9 | 76.4 | 83.6 | 69.3 | 11.1 | 71.5 | 88.4 | 92.6 | 78.0 | 69.6 | | | | | | |
| NOT REPORTED | 120 | 1062 | 523 | 82 | 1787 | 8 | 35 | 11 | 2 | 56 | 1843 | | | | | | |
| Total | 155 | 2942 | 2220 | 500 | 5817 | 9 | 123 | 95 | 27 | 254 | 6071 | | | | | | |
| AVG NUM CHILDREN | 1.54 | 1.68 | 1.96 | 2.69 | 1.90 | 1.00 | 2.01 | 2.52 | 3.00 | 2.35 | 1.92 | | | | | | |

* NOTE: THE FIELD LABELED "NO CHILDREN" WAS CORRECTED IN MARCH 1989: MISSING DATA FOR INMATES STILL IN DIAGNOSTICS NOW HAS BEEN REMOVED FROM THIS FIELD AND IDENTIFIED AS "NOT REPORTED" INFORMATION.

Inmate statistical profile

Sample: ACTIVE PRISONERS SERVING LIFE EXCLUDING JAIL
Active inmates 07/17/2002

Requestor: Statistics

Self-Rpt Religious Affiliation by current age & sex

| Religion | M E N | | | | | | | | W O M E N | | | | | | | | Grand Total % | | | | | |
|------------------|--------------|-----|--------------|-----|--------------|-----|--------------|-----|--------------|-----|--------------|-----|--------------|-----|--------------|-----|------------------|--------------|------|----------------|------|-----|
| | Age 00-21 | % | Age 22-39 | % | Age 40-54 | % | Age 55-99 | % | Men Total | % | Age 00-21 | % | Age 22-39 | % | Age 40-54 | % | | Age 55-99 | % | Women Total | % | |
| ISLAM | 5 | 3 | 145 | 5 | 78 | 4 | 9 | 2 | 237 | 4 | 0 | 0 | 2 | 2 | 0 | 0 | 0 | 0 | 2 | 1 | 239 | 4 |
| CATHOLIC | 4 | 3 | 82 | 3 | 74 | 4 | 20 | 4 | 180 | 3 | 0 | 0 | 7 | 6 | 3 | 3 | 1 | 4 | 11 | 5 | 191 | 3 |
| BAPTIST | 57 | 40 | 1365 | 49 | 1246 | 61 | 281 | 61 | 2949 | 54 | 5 | 56 | 64 | 54 | 50 | 54 | 14 | 61 | 133 | 55 | 3082 | 54 |
| METHODIST | 1 | 1 | 64 | 2 | 80 | 4 | 32 | 7 | 177 | 3 | 0 | 0 | 2 | 2 | 7 | 8 | 1 | 4 | 10 | 4 | 187 | 3 |
| EPISCOPLN | 0 | 0 | 4 | 0 | 5 | 0 | 2 | 0 | 11 | 0 | 0 | 0 | 1 | 1 | 2 | 2 | 0 | 0 | 3 | 1 | 14 | 0 |
| PRESBYTRN | 0 | 0 | 5 | 0 | 11 | 1 | 3 | 1 | 19 | 0 | 0 | 0 | 0 | 0 | 0 | 0 | 2 | 9 | 2 | 1 | 21 | 0 |
| CHC OF GOD | 1 | 1 | 35 | 1 | 24 | 1 | 12 | 3 | 72 | 1 | 0 | 0 | 2 | 2 | 3 | 3 | 0 | 0 | 5 | 2 | 77 | 1 |
| HOLINESS | 3 | 2 | 125 | 4 | 98 | 5 | 28 | 6 | 254 | 5 | 2 | 22 | 14 | 12 | 12 | 13 | 1 | 4 | 29 | 12 | 283 | 5 |
| JEWISH | 0 | 0 | 1 | 0 | 3 | 0 | 1 | 0 | 5 | 0 | 0 | 0 | 0 | 0 | 0 | 0 | 0 | 0 | 0 | 0 | 5 | 0 |
| ANGLICAN | 0 | 0 | 0 | 0 | 0 | 0 | 0 | 0 | 0 | 0 | 0 | 0 | 1 | 1 | 0 | 0 | 0 | 0 | 1 | 0 | 1 | 0 |
| GRK ORTHDX | 0 | 0 | 0 | 0 | 0 | 0 | 0 | 0 | 0 | 0 | 0 | 0 | 0 | 0 | 0 | 0 | 0 | 0 | 0 | 0 | 0 | 0 |
| HINDU | 0 | 0 | 1 | 0 | 0 | 0 | 0 | 0 | 1 | 0 | 0 | 0 | 0 | 0 | 0 | 0 | 0 | 0 | 0 | 0 | 1 | 0 |
| BUDDHIST | 0 | 0 | 4 | 0 | 1 | 0 | 0 | 0 | 5 | 0 | 0 | 0 | 0 | 0 | 0 | 0 | 0 | 0 | 0 | 0 | 5 | 0 |
| TAOIST | 0 | 0 | 0 | 0 | 0 | 0 | 0 | 0 | 0 | 0 | 0 | 0 | 0 | 0 | 0 | 0 | 0 | 0 | 0 | 0 | 0 | 0 |
| SHINTOIST | 0 | 0 | 0 | 0 | 0 | 0 | 0 | 0 | 0 | 0 | 0 | 0 | 0 | 0 | 0 | 0 | 0 | 0 | 0 | 0 | 0 | 0 |
| SEVEN D AD | 0 | 0 | 6 | 0 | 5 | 0 | 1 | 0 | 12 | 0 | 0 | 0 | 0 | 0 | 0 | 0 | 0 | 0 | 0 | 0 | 12 | 0 |
| JEHOVAH WT | 0 | 0 | 26 | 1 | 15 | 1 | 1 | 0 | 42 | 1 | 0 | 0 | 1 | 1 | 1 | 1 | 0 | 0 | 2 | 1 | 44 | 1 |
| LATR DAY S | 0 | 0 | 2 | 0 | 1 | 0 | 0 | 0 | 3 | 0 | 0 | 0 | 0 | 0 | 0 | 0 | 0 | 0 | 0 | 0 | 3 | 0 |
| QUAKER | 0 | 0 | 0 | 0 | 0 | 0 | 0 | 0 | 0 | 0 | 0 | 0 | 0 | 0 | 0 | 0 | 0 | 0 | 0 | 0 | 0 | 0 |
| OTHER PROD | 19 | 13 | 238 | 9 | 78 | 4 | 16 | 3 | 351 | 6 | 0 | 0 | 11 | 9 | 6 | 7 | 1 | 4 | 18 | 7 | 369 | 7 |
| NONE | 37 | 26 | 459 | 16 | 153 | 8 | 19 | 4 | 668 | 12 | 1 | 11 | 7 | 6 | 2 | 2 | 0 | 0 | 10 | 4 | 678 | 12 |
| OTHER | 17 | 12 | 225 | 8 | 165 | 8 | 37 | 8 | 444 | 8 | 1 | 11 | 6 | 5 | 6 | 7 | 3 | 13 | 16 | 7 | 460 | 8 |
| Total reported | 144 | 100 | 2787 | 100 | 2037 | 100 | 462 | 100 | 5430 | 100 | 9 | 100 | 118 | 100 | 92 | 100 | 23 | 100 | 242 | 100 | 5672 | 100 |
| Percent reported | 92.9 | | 94.7 | | 91.8 | | 92.4 | | 93.3 | | 100.0 | | 95.9 | | 96.8 | | 85.2 | | 95.3 | | 93.4 | |
| NOT RPTD | 11 | | 155 | | 183 | | 38 | | 387 | | 0 | | 5 | | 3 | | 4 | | 12 | | 399 | |
| Total | 155 | | 2942 | | 2220 | | 500 | | 5817 | | 9 | | 123 | | 95 | | 27 | | 254 | | 6071 | |

Inmate statistical profile

Sample: ACTIVE PRISONERS SERVING LIFE EXCLUDING JAIL
Active inmates 07/17/2002

Requestor: Statistics

Self-Rpt Family Behavior Patterns * by current age & sex

| Family Behavior | M E N | | | | | | | | W O M E N | | | | | | | | Grand Total % |
|------------------|-------------|-------------|-------------|-------------|-------------|-------------|-------------|-------------|-------------|---------------|----------|--|--|--|--|--|---------------|
| | Age 00-21 % | Age 22-39 % | Age 40-54 % | Age 55-99 % | Men Total % | Age 00-21 % | Age 22-39 % | Age 40-54 % | Age 55-99 % | Women Total % | | | | | | | |
| CRIMINLTY | 51 22 | 781 23 | 557 28 | 95 26 | 1484 25 | 5 18 | 40 18 | 18 20 | 2 8 | 65 18 | 1549 25 | | | | | | |
| ALCOHOLISM | 21 9 | 332 10 | 312 16 | 52 14 | 717 12 | 3 11 | 31 14 | 18 20 | 6 23 | 58 16 | 775 12 | | | | | | |
| DRUG ABUSE | 26 11 | 193 6 | 77 4 | 8 2 | 304 5 | 2 7 | 25 11 | 7 8 | 0 0 | 34 9 | 338 5 | | | | | | |
| DOMINERING | 1 0 | 13 0 | 13 1 | 1 0 | 28 0 | 4 14 | 16 7 | 6 7 | 2 8 | 28 8 | 56 1 | | | | | | |
| MIGRANT | 0 0 | 45 1 | 41 2 | 2 1 | 88 1 | 1 4 | 1 0 | 2 2 | 0 0 | 4 1 | 92 1 | | | | | | |
| INFL BTGS | 7 3 | 135 4 | 85 4 | 17 5 | 244 4 | 2 7 | 22 10 | 7 8 | 3 12 | 34 9 | 278 4 | | | | | | |
| PERMISSIVE | 1 0 | 7 0 | 14 1 | 3 1 | 25 0 | 1 4 | 6 3 | 1 1 | 1 4 | 9 2 | 34 1 | | | | | | |
| FATH ABSNT | 102 44 | 1514 45 | 702 36 | 151 41 | 2469 42 | 7 25 | 50 23 | 18 20 | 8 31 | 83 23 | 2552 40 | | | | | | |
| MOTH ABSNT | 23 10 | 315 9 | 155 8 | 36 10 | 529 9 | 2 7 | 16 7 | 4 5 | 2 8 | 24 7 | 553 9 | | | | | | |
| NONE | 2 1 | 37 1 | 15 1 | 3 1 | 57 1 | 1 4 | 12 5 | 7 8 | 2 8 | 22 6 | 79 1 | | | | | | |
| Total reported | 234 100 | 3372 100 | 1971 100 | 368 100 | 5945 100 | 28 100 | 219 100 | 88 100 | 26 100 | 361 100 | 6306 100 | | | | | | |
| Percent reported | 80.0 | 71.7 | 60.8 | 52.0 | 66.0 | 100.0 | 74.0 | 55.8 | 55.6 | 66.1 | 66.1 | | | | | | |
| OTHER | 31 | 833 | 871 | 240 | 1975 | 0 | 32 | 42 | 12 | 86 | 2061 | | | | | | |
| Total | 155 | 2942 | 2220 | 500 | 5817 | 9 | 123 | 95 | 27 | 254 | 6071 | | | | | | |

* NOTE: SINCE THERE CAN BE UP TO FIVE BEHAVIOR CODES PER INMATE, THE NUMBER OF CASES REPORTED IN THE DETAIL LINES AND THE TOTAL REPORTED LINE MAY EXCEED THE TOTAL NUMBER OF CASES. IN SHORT, THIS TABLE COUNTS THE NUMBER OF BEHAVIOR PROBLEMS, NOT INMATES.

Inmate statistical profile

Sample: ACTIVE PRISONERS SERVING LIFE EXCLUDING JAIL
Active inmates 07/17/2002

Requestor: Statistics

Inmate Diagnostic Behavior Problem * by current age & sex

| Diagnostic Problem | M E N | | | | | | | | W O M E N | | | | | | | | Grand Total % | | | | | |
|--------------------|-------------|-------------|-------------|-------------|-------------|-------------|-------------|-------------|-------------|---------------|-------|-----|-------|-----|------|-----|---------------|-----|------|-----|-------|-----|
| | Age 00-21 % | Age 22-39 % | Age 40-54 % | Age 55-99 % | Men Total % | Age 00-21 % | Age 22-39 % | Age 40-54 % | Age 55-99 % | Women Total % | | | | | | | | | | | | |
| ALCOHOLIC | 2 | 1 | 125 | 2 | 146 | 4 | 45 | 6 | 318 | 3 | 1 | 4 | 2 | 1 | 13 | 8 | 2 | 6 | 18 | 4 | 336 | 3 |
| ALCOH ABSE | 37 | 11 | 829 | 15 | 678 | 17 | 142 | 18 | 1686 | 16 | 1 | 4 | 24 | 11 | 18 | 11 | 5 | 15 | 48 | 11 | 1734 | 16 |
| DRUG EXP | 50 | 15 | 794 | 15 | 417 | 10 | 49 | 6 | 1310 | 12 | 2 | 9 | 18 | 8 | 17 | 11 | 1 | 3 | 38 | 9 | 1348 | 12 |
| DRUG ABSE | 65 | 20 | 933 | 17 | 695 | 17 | 66 | 8 | 1759 | 17 | 3 | 13 | 44 | 20 | 29 | 18 | 0 | 0 | 76 | 18 | 1835 | 17 |
| NARC ADDCT | 2 | 1 | 90 | 2 | 98 | 2 | 8 | 1 | 198 | 2 | 0 | 0 | 1 | 0 | 5 | 3 | 0 | 0 | 6 | 1 | 204 | 2 |
| EPILEPTIC | 1 | 0 | 28 | 1 | 25 | 1 | 5 | 1 | 59 | 1 | 0 | 0 | 1 | 0 | 2 | 1 | 0 | 0 | 3 | 1 | 62 | 1 |
| MANIPULTVE | 41 | 12 | 305 | 6 | 139 | 3 | 26 | 3 | 511 | 5 | 0 | 0 | 5 | 2 | 0 | 0 | 1 | 3 | 6 | 1 | 517 | 5 |
| ASSAULTIVE | 105 | 32 | 1475 | 27 | 995 | 25 | 225 | 28 | 2800 | 27 | 8 | 35 | 61 | 28 | 35 | 22 | 7 | 21 | 111 | 26 | 2911 | 27 |
| ESCAPE TEND | 4 | 1 | 100 | 2 | 210 | 5 | 60 | 7 | 374 | 4 | 0 | 0 | 2 | 1 | 4 | 3 | 0 | 0 | 6 | 1 | 380 | 3 |
| SUICIDAL | 6 | 2 | 141 | 3 | 122 | 3 | 17 | 2 | 286 | 3 | 4 | 17 | 17 | 8 | 7 | 4 | 3 | 9 | 31 | 7 | 317 | 3 |
| WITHDRAWN | 0 | 0 | 33 | 1 | 23 | 1 | 7 | 1 | 63 | 1 | 1 | 4 | 5 | 2 | 2 | 1 | 1 | 3 | 9 | 2 | 72 | 1 |
| PR RLTY CT | 1 | 0 | 29 | 1 | 54 | 1 | 14 | 2 | 98 | 1 | 2 | 9 | 4 | 2 | 2 | 1 | 1 | 3 | 9 | 2 | 107 | 1 |
| HOMOSEXUAL | 1 | 0 | 10 | 0 | 11 | 0 | 6 | 1 | 28 | 0 | 1 | 4 | 5 | 2 | 4 | 3 | 0 | 0 | 10 | 2 | 38 | 0 |
| NONE | 0 | 0 | 235 | 4 | 254 | 6 | 82 | 10 | 571 | 5 | 0 | 0 | 9 | 4 | 15 | 9 | 8 | 24 | 32 | 7 | 603 | 6 |
| OTHER | 1 | 0 | 69 | 1 | 61 | 2 | 27 | 3 | 158 | 2 | 0 | 0 | 0 | 0 | 0 | 0 | 3 | 9 | 3 | 1 | 161 | 1 |
| NOT RPTD | 13 | 4 | 176 | 3 | 70 | 2 | 25 | 3 | 284 | 3 | 0 | 0 | 17 | 8 | 6 | 4 | 2 | 6 | 25 | 6 | 309 | 3 |
| Total reported | 329 | 100 | 5379 | 100 | 3999 | 100 | 804 | 100 | 10511 | 100 | 23 | 100 | 215 | 100 | 160 | 100 | 34 | 100 | 432 | 100 | 10943 | 100 |
| Percent reported | 100.0 | | 99.8 | | 100.0 | | 100.0 | | 99.9 | | 100.0 | | 100.0 | | 98.9 | | 100.0 | | 99.6 | | 99.9 | |
| UNKNOWN | 0 | | 7 | | 1 | | 0 | | 8 | | 0 | | 0 | | 1 | | 0 | | 1 | | 9 | |
| Total | 155 | | 2942 | | 2220 | | 500 | | 5817 | | 9 | | 123 | | 95 | | 27 | | 254 | | 6071 | |

* NOTE: SINCE THERE CAN BE UP TO FIVE BEHAVIOR CODES PER INMATE, THE NUMBER OF CASES REPORTED IN THE DETAIL LINES AND THE TOTAL REPORTED LINE MAY EXCEED THE TOTAL NUMBER OF CASES. IN SHORT, THIS TABLE COUNTS THE NUMBER OF BEHAVIOR PROBLEMS, NOT INMATES.

Inmate statistical profile

Sample: ACTIVE PRISONERS SERVING LIFE EXCLUDING JAIL
Active inmates 07/17/2002

Requestor: Statistics

Physical Profile (General Condition) by current age & sex

| Physical Profile | M E N | | | | | | | | W O M E N | | | | | | | | Grand Total % | | | | | |
|-----------------------|-----------|-----|-----------|-----|-----------|-----|-----------|-----|-----------|-----|-----------|-----|-----------|-----|-----------|-----|---------------|-----------|------|-------------|------|-----|
| | Age 00-21 | | Age 22-39 | | Age 40-54 | | Age 55-99 | | Men Total | | Age 00-21 | | Age 22-39 | | Age 40-54 | | | Age 55-99 | | Women Total | | |
| NO LIMITATION | 137 | 89 | 2143 | 73 | 1113 | 50 | 98 | 20 | 3491 | 60 | 9 | 100 | 92 | 77 | 42 | 45 | 2 | 8 | 145 | 59 | 3636 | 60 |
| DEFECT NO MAJOR LIMIT | 11 | 7 | 373 | 13 | 449 | 20 | 104 | 21 | 937 | 16 | 0 | 0 | 10 | 8 | 25 | 27 | 8 | 32 | 43 | 17 | 980 | 16 |
| DEFECT MAJOR LIMIT | 6 | 4 | 399 | 14 | 628 | 28 | 249 | 50 | 1282 | 22 | 0 | 0 | 18 | 15 | 24 | 26 | 13 | 52 | 55 | 22 | 1337 | 22 |
| VERY MAJOR DEFECT | 0 | 0 | 4 | 0 | 17 | 1 | 46 | 9 | 67 | 1 | 0 | 0 | 0 | 0 | 2 | 2 | 2 | 8 | 4 | 2 | 71 | 1 |
| Total reported | 154 | 100 | 2919 | 100 | 2207 | 100 | 497 | 100 | 5777 | 100 | 9 | 100 | 120 | 100 | 93 | 100 | 25 | 100 | 247 | 100 | 6024 | 100 |
| Percent reported | 99.4 | | 99.2 | | 99.4 | | 99.4 | | 99.3 | | 100.0 | | 97.6 | | 97.9 | | 92.6 | | 97.2 | | 99.2 | |
| NOT REPORTED | 1 | | 23 | | 13 | | 3 | | 40 | | 0 | | 3 | | 2 | | 2 | | 7 | | 47 | |
| Total | 155 | | 2942 | | 2220 | | 500 | | 5817 | | 9 | | 123 | | 95 | | 27 | | 254 | | 6071 | |

Inmate statistical profile

Sample: ACTIVE PRISONERS SERVING LIFE EXCLUDING JAIL
Active inmates 07/17/2002

Requestor: Statistics

Security Status by current age & sex

| Security | M E N | | | | | | | | W O M E N | | | | | | | | Grand Total | % | | | | |
|------------------|-----------|-----|-----------|-----|-----------|-----|-----------|-----|-----------|-----|-----------|-----|-----------|-----|-----------|-----|-------------|-----|-----------|-----|-------------|-----|
| | Age 00-21 | % | Age 22-39 | % | Age 40-54 | % | Age 55-99 | % | Men Total | % | Age 00-21 | % | Age 22-39 | % | Age 40-54 | % | | | Age 55-99 | % | Women Total | % |
| DIAG INCOM | 0 | 0 | 1 | 0 | 8 | 0 | 3 | 1 | 12 | 0 | 0 | 0 | 0 | 0 | 0 | 0 | 0 | 0 | 0 | 0 | 12 | 0 |
| WRK RELEAS | 0 | 0 | 0 | 0 | 0 | 0 | 0 | 0 | 0 | 0 | 0 | 0 | 0 | 0 | 0 | 0 | 0 | 0 | 0 | 0 | 0 | 0 |
| TRUSTY | 0 | 0 | 25 | 1 | 33 | 1 | 3 | 1 | 61 | 1 | 0 | 0 | 1 | 1 | 5 | 5 | 0 | 0 | 6 | 2 | 67 | 1 |
| MINIMUM | 0 | 0 | 403 | 14 | 531 | 24 | 141 | 28 | 1075 | 18 | 0 | 0 | 33 | 27 | 49 | 52 | 19 | 70 | 101 | 40 | 1176 | 19 |
| MEDIUM | 6 | 4 | 1275 | 43 | 1185 | 53 | 282 | 56 | 2748 | 47 | 1 | 11 | 51 | 41 | 30 | 32 | 7 | 26 | 89 | 35 | 2837 | 47 |
| CLOSE | 140 | 90 | 1083 | 37 | 381 | 17 | 61 | 12 | 1665 | 29 | 8 | 89 | 38 | 31 | 10 | 11 | 1 | 4 | 57 | 22 | 1722 | 28 |
| MAXIMUM | 6 | 4 | 133 | 5 | 72 | 3 | 6 | 1 | 217 | 4 | 0 | 0 | 0 | 0 | 1 | 1 | 0 | 0 | 1 | 0 | 218 | 4 |
| DIAGNOSTIC | 3 | 2 | 22 | 1 | 10 | 0 | 4 | 1 | 39 | 1 | 0 | 0 | 0 | 0 | 0 | 0 | 0 | 0 | 0 | 0 | 39 | 1 |
| Total reported | 155 | 100 | 2942 | 100 | 2220 | 100 | 500 | 100 | 5817 | 100 | 9 | 100 | 123 | 100 | 95 | 100 | 27 | 100 | 254 | 100 | 6071 | 100 |
| Percent reported | 100.0 | | 100.0 | | 100.0 | | 100.0 | | 100.0 | | 100.0 | | 100.0 | | 100.0 | | 100.0 | | 100.0 | | 100.0 | |
| NOT RPTD | 0 | | 0 | | 0 | | 0 | | 0 | | 0 | | 0 | | 0 | | 0 | | 0 | | 0 | |
| Total | 155 | | 2942 | | 2220 | | 500 | | 5817 | | 9 | | 123 | | 95 | | 27 | | 254 | | 6071 | |

* NOTE: BEGINNING IN JULY 1987, THE FACILITIES DIVISION NO LONGER CODED INMATES AS BEING WORK RELEASE

Inmate statistical profile

Sample: ACTIVE PRISONERS SERVING LIFE EXCLUDING JAIL
Active inmates 07/17/2002

Requestor: Statistics

Number Of Sentences by current age & sex

| Number Of Sentences | M E N | | | | | | | | W O M E N | | | | | | | | Grand Total % |
|---------------------|-------------|-------------|-------------|-------------|-------------|-------------|-------------|-------------|-------------|---------------|----------|--|--|--|--|--|---------------|
| | Age 00-21 % | Age 22-39 % | Age 40-54 % | Age 55-99 % | Men Total % | Age 00-21 % | Age 22-39 % | Age 40-54 % | Age 55-99 % | Women Total % | | | | | | | |
| ONE | 41 26 | 721 25 | 556 25 | 159 32 | 1477 25 | 3 33 | 46 37 | 47 49 | 15 56 | 111 44 | 1588 26 | | | | | | |
| TWO | 43 28 | 687 23 | 524 24 | 123 25 | 1377 24 | 2 22 | 39 32 | 22 23 | 9 33 | 72 28 | 1449 24 | | | | | | |
| THREE | 26 17 | 506 17 | 386 17 | 79 16 | 997 17 | 2 22 | 19 15 | 11 12 | 3 11 | 35 14 | 1032 17 | | | | | | |
| FOUR | 18 12 | 330 11 | 265 12 | 45 9 | 658 11 | 2 22 | 9 7 | 5 5 | 0 0 | 16 6 | 674 11 | | | | | | |
| FIVE | 5 3 | 226 8 | 158 7 | 25 5 | 414 7 | 0 0 | 5 4 | 4 4 | 0 0 | 9 4 | 423 7 | | | | | | |
| MORE THAN FIVE | 22 14 | 472 16 | 331 15 | 69 14 | 894 15 | 0 0 | 5 4 | 6 6 | 0 0 | 11 4 | 905 15 | | | | | | |
| Total reported | 155 100 | 2942 100 | 2220 100 | 500 100 | 5817 100 | 9 100 | 123 100 | 95 100 | 27 100 | 254 100 | 6071 100 | | | | | | |
| Percent reported | 100.0 | 100.0 | 100.0 | 100.0 | 100.0 | 100.0 | 100.0 | 100.0 | 100.0 | 100.0 | 100.0 | | | | | | |
| NOT REPORTED | 0 | 0 | 0 | 0 | 0 | 0 | 0 | 0 | 0 | 0 | 0 | | | | | | |
| Total | 155 | 2942 | 2220 | 500 | 5817 | 9 | 123 | 95 | 27 | 254 | 6071 | | | | | | |
| AVG NUM SENTENCES | 2.93 | 3.45 | 3.35 | 3.06 | 3.36 | 2.33 | 2.33 | 2.20 | 1.56 | 2.20 | 3.31 | | | | | | |

Inmate statistical profile

Sample: ACTIVE PRISONERS SERVING LIFE EXCLUDING JAIL
Active inmates 07/17/2002

Requestor: Statistics

Number Of Disciplinarys by current age & sex

| Disciplinarys | M E N | | | | | | | | W O M E N | | | | | | | | Grand Total % | | | | | |
|------------------|--------------|-----|--------------|-----|--------------|-----|--------------|-----|----------------|-----|--------------|-----|--------------|-----|--------------|-----|------------------|--------------|-------|------------------|-------|-----|
| | Age 00-21 | | Age 22-39 | | Age 40-54 | | Age 55-99 | | Men Total % | | Age 00-21 | | Age 22-39 | | Age 40-54 | | | Age 55-99 | | Women Total % | | |
| ZERO | 33 | 21 | 355 | 12 | 328 | 15 | 123 | 25 | 839 | 14 | 2 | 22 | 26 | 21 | 24 | 25 | 12 | 44 | 64 | 25 | 903 | 15 |
| ONE | 14 | 9 | 284 | 10 | 272 | 12 | 81 | 16 | 651 | 11 | 0 | 0 | 19 | 15 | 16 | 17 | 7 | 26 | 42 | 17 | 693 | 11 |
| TWO | 13 | 8 | 242 | 8 | 194 | 9 | 57 | 11 | 506 | 9 | 2 | 22 | 9 | 7 | 9 | 9 | 3 | 11 | 23 | 9 | 529 | 9 |
| THREE | 7 | 5 | 174 | 6 | 152 | 7 | 46 | 9 | 379 | 7 | 1 | 11 | 12 | 10 | 10 | 11 | 1 | 4 | 24 | 9 | 403 | 7 |
| FOUR | 9 | 6 | 147 | 5 | 124 | 6 | 33 | 7 | 313 | 5 | 0 | 0 | 3 | 2 | 7 | 7 | 1 | 4 | 11 | 4 | 324 | 5 |
| FIVE | 11 | 7 | 151 | 5 | 96 | 4 | 18 | 4 | 276 | 5 | 0 | 0 | 3 | 2 | 1 | 1 | 0 | 0 | 4 | 2 | 280 | 5 |
| MORE THAN FIVE | 68 | 44 | 1588 | 54 | 1051 | 47 | 142 | 28 | 2849 | 49 | 4 | 44 | 51 | 41 | 28 | 29 | 3 | 11 | 86 | 34 | 2935 | 48 |
| Total reported | 155 | 100 | 2941 | 100 | 2217 | 100 | 500 | 100 | 5813 | 100 | 9 | 100 | 123 | 100 | 95 | 100 | 27 | 100 | 254 | 100 | 6067 | 100 |
| Percent reported | 100.0 | | 100.0 | | 99.9 | | 100.0 | | 99.9 | | 100.0 | | 100.0 | | 100.0 | | 100.0 | | 100.0 | | 99.9 | |
| NOT REPORTED | 0 | | 1 | | 3 | | 0 | | 4 | | 0 | | 0 | | 0 | | 0 | | 0 | | 4 | |
| Total | 155 | | 2942 | | 2220 | | 500 | | 5817 | | 9 | | 123 | | 95 | | 27 | | 254 | | 6071 | |
| AVG NUM DISCIP | 9.91 | | 11.85 | | 10.90 | | 5.95 | | 10.93 | | 4.89 | | 8.76 | | 6.27 | | 1.85 | | 6.96 | | 10.76 | |

Inmate statistical profile

Sample: ACTIVE PRISONERS SERVING LIFE EXCLUDING JAIL
Active inmates 07/17/2002

Requestor: Statistics

Number Of Escapes by current age & sex

| Escapes | M E N | | | | | | | | W O M E N | | | | | | | | Grand Total % |
|------------------|----------------|----------------|----------------|----------------|----------|--|----------------|----------------|----------------|----------------|---------|----------|--|--|--|--|------------------|
| | Age 00-21 % | Age 22-39 % | Age 40-54 % | Age 55-99 % | Men | | Age 00-21 % | Age 22-39 % | Age 40-54 % | Age 55-99 % | Women | | | | | | |
| ZERO | 155 100 | 2913 99 | 2132 96 | 480 96 | 5680 98 | | 9 100 | 123 100 | 94 99 | 27 100 | 253 100 | 5933 98 | | | | | |
| ONE | 0 0 | 28 1 | 71 3 | 14 3 | 113 2 | | 0 0 | 0 0 | 1 1 | 0 0 | 1 0 | 114 2 | | | | | |
| TWO | 0 0 | 1 0 | 14 1 | 3 1 | 18 0 | | 0 0 | 0 0 | 0 0 | 0 0 | 0 0 | 18 0 | | | | | |
| THREE | 0 0 | 0 0 | 3 0 | 2 0 | 5 0 | | 0 0 | 0 0 | 0 0 | 0 0 | 0 0 | 5 0 | | | | | |
| FOUR | 0 0 | 0 0 | 0 0 | 1 0 | 1 0 | | 0 0 | 0 0 | 0 0 | 0 0 | 0 0 | 1 0 | | | | | |
| FIVE | 0 0 | 0 0 | 0 0 | 0 0 | 0 0 | | 0 0 | 0 0 | 0 0 | 0 0 | 0 0 | 0 0 | | | | | |
| MORE THAN FIVE | 0 0 | 0 0 | 0 0 | 0 0 | 0 0 | | 0 0 | 0 0 | 0 0 | 0 0 | 0 0 | 0 0 | | | | | |
| Total reported | 155 100 | 2942 100 | 2220 100 | 500 100 | 5817 100 | | 9 100 | 123 100 | 95 100 | 27 100 | 254 100 | 6071 100 | | | | | |
| Percent reported | 100.0 | 100.0 | 100.0 | 100.0 | 100.0 | | 100.0 | 100.0 | 100.0 | 100.0 | 100.0 | 100.0 | | | | | |
| NOT REPORTED | 0 | 0 | 0 | 0 | 0 | | 0 | 0 | 0 | 0 | 0 | 0 | | | | | |
| Total | 155 | 2942 | 2220 | 500 | 5817 | | 9 | 123 | 95 | 27 | 254 | 6071 | | | | | |
| AVG NUM ESCAPES | .00 | .01 | .05 | .06 | .03 | | .00 | .00 | .01 | .00 | .00 | .03 | | | | | |

Inmate statistical profile

Sample: ACTIVE PRISONERS SERVING LIFE EXCLUDING JAIL
Active inmates 07/17/2002

Requestor: Statistics

Number Of Prior Georgia Incarcerations * by current age & sex

| Prior Incarcerations | M E N | | | | | | | | W O M E N | | | | | | | | Grand Total % |
|----------------------|-------------|-------------|-------------|-------------|----------|--|-------------|-------------|-------------|-------------|---------|----------|--|--|--|--|---------------|
| | Age 00-21 % | Age 22-39 % | Age 40-54 % | Age 55-99 % | Men | | Age 00-21 % | Age 22-39 % | Age 40-54 % | Age 55-99 % | Women | | | | | | |
| ZERO | 149 96 | 2048 70 | 1042 47 | 264 53 | 3503 60 | | 9 100 | 108 88 | 75 79 | 25 93 | 217 85 | 3720 61 | | | | | |
| ONE | 6 4 | 507 17 | 532 24 | 117 23 | 1162 20 | | 0 0 | 10 8 | 14 15 | 1 4 | 25 10 | 1187 20 | | | | | |
| TWO | 0 0 | 214 7 | 338 15 | 62 12 | 614 11 | | 0 0 | 4 3 | 5 5 | 1 4 | 10 4 | 624 10 | | | | | |
| THREE | 0 0 | 115 4 | 171 8 | 38 8 | 324 6 | | 0 0 | 0 0 | 0 0 | 0 0 | 0 0 | 324 5 | | | | | |
| FOUR | 0 0 | 47 2 | 73 3 | 15 3 | 135 2 | | 0 0 | 1 1 | 0 0 | 0 0 | 1 0 | 136 2 | | | | | |
| FIVE | 0 0 | 8 0 | 40 2 | 2 0 | 50 1 | | 0 0 | 0 0 | 0 0 | 0 0 | 0 0 | 50 1 | | | | | |
| MORE THAN FIVE | 0 0 | 3 0 | 24 1 | 2 0 | 29 0 | | 0 0 | 0 0 | 1 1 | 0 0 | 1 0 | 30 0 | | | | | |
| Total reported | 155 100 | 2942 100 | 2220 100 | 500 100 | 5817 100 | | 9 100 | 123 100 | 95 100 | 27 100 | 254 100 | 6071 100 | | | | | |
| Percent reported | 100.0 | 100.0 | 100.0 | 100.0 | 100.0 | | 100.0 | 100.0 | 100.0 | 100.0 | 100.0 | 100.0 | | | | | |
| NOT REPORTED | 0 | 0 | 0 | 0 | 0 | | 0 | 0 | 0 | 0 | 0 | 0 | | | | | |
| Total | 155 | 2942 | 2220 | 500 | 5817 | | 9 | 123 | 95 | 27 | 254 | 6071 | | | | | |
| AVG # INCARCERATIONS | .04 | .52 | 1.07 | .88 | .75 | | .00 | .18 | .34 | .11 | .22 | .72 | | | | | |

* This data counts a parole revocation on an existing sentence AS A prior incarceration. Also, this data counts, for any cohort of inmates, the total number of Georgia incarcerations the inmate has had during his entire criminal career. For example, if an inmate was admitted to prison first in FY72, and then re-admitted in FY79 and FY85, he had two prior incarcerations before the FY85 admission. This inmate's records show two prior incarcerations in all three of his records since he has had two prior incarcerations in his criminal career. If the cohort of FY72 admissions is selected for analysis, two prior incarcerations will be listed for this inmate even though in FY72, he had no prior incarcerations.

Inmate statistical profile

Sample: ACTIVE PRISONERS SERVING LIFE EXCLUDING JAIL
Active inmates 07/17/2002

Requestor: Statistics

Number Of Transfers by current age & sex

| Transfers | M E N | | | | | | | | W O M E N | | | | | | | | Grand Total % | | | | | |
|-------------------|----------------|-----|----------------|-----|----------------|-----|----------------|-----|----------------|-----|----------------|-----|----------------|-----|----------------|-----|------------------|----------------|-------|------------------|-------|-----|
| | Age 00-21 % | | Age 22-39 % | | Age 40-54 % | | Age 55-99 % | | Men Total % | | Age 00-21 % | | Age 22-39 % | | Age 40-54 % | | | Age 55-99 % | | Women Total % | | |
| ZERO | 33 | 21 | 79 | 3 | 29 | 1 | 7 | 1 | 148 | 3 | 1 | 11 | 3 | 2 | 4 | 4 | 2 | 7 | 10 | 4 | 158 | 3 |
| ONE | 95 | 61 | 790 | 27 | 372 | 17 | 92 | 18 | 1349 | 23 | 7 | 78 | 44 | 36 | 27 | 28 | 6 | 22 | 84 | 33 | 1433 | 24 |
| TWO | 16 | 10 | 684 | 23 | 349 | 16 | 79 | 16 | 1128 | 19 | 0 | 0 | 37 | 30 | 22 | 23 | 4 | 15 | 63 | 25 | 1191 | 20 |
| THREE | 9 | 6 | 450 | 15 | 311 | 14 | 70 | 14 | 840 | 14 | 1 | 11 | 17 | 14 | 12 | 13 | 7 | 26 | 37 | 15 | 877 | 14 |
| FOUR | 0 | 0 | 325 | 11 | 246 | 11 | 59 | 12 | 630 | 11 | 0 | 0 | 11 | 9 | 14 | 15 | 3 | 11 | 28 | 11 | 658 | 11 |
| FIVE | 2 | 1 | 198 | 7 | 201 | 9 | 43 | 9 | 444 | 8 | 0 | 0 | 6 | 5 | 5 | 5 | 3 | 11 | 14 | 6 | 458 | 8 |
| MORE THAN FIVE | 0 | 0 | 416 | 14 | 712 | 32 | 150 | 30 | 1278 | 22 | 0 | 0 | 5 | 4 | 11 | 12 | 2 | 7 | 18 | 7 | 1296 | 21 |
| Total reported | 155 | 100 | 2942 | 100 | 2220 | 100 | 500 | 100 | 5817 | 100 | 9 | 100 | 123 | 100 | 95 | 100 | 27 | 100 | 254 | 100 | 6071 | 100 |
| Percent reported | 100.0 | | 100.0 | | 100.0 | | 100.0 | | 100.0 | | 100.0 | | 100.0 | | 100.0 | | 100.0 | | 100.0 | | 100.0 | |
| NOT REPORTED | 0 | | 0 | | 0 | | 0 | | 0 | | 0 | | 0 | | 0 | | 0 | | 0 | | 0 | |
| Total | 155 | | 2942 | | 2220 | | 500 | | 5817 | | 9 | | 123 | | 95 | | 27 | | 254 | | 6071 | |
| AVG NUM TRANSFERS | 1.06 | | 3.11 | | 4.76 | | 4.58 | | 3.81 | | 1.11 | | 2.26 | | 2.86 | | 2.81 | | 2.50 | | 3.76 | |

Inmate statistical profile

Sample: ACTIVE PRISONERS SERVING LIFE EXCLUDING JAIL
Active inmates 07/17/2002

Requestor: Statistics

County Of Conviction by current age & sex

| County Of Conviction | M E N | | | | | | | | W O M E N | | | | | | | | Grand | | | | | |
|----------------------|-------|-----|-------|-----|-------|-----|-------|-----|-----------|-----|-------|-----|-------|-------|-------|-------|-------|---|-------|----|-----|---|
| | Age | Age | Age | Age | Age | Men | Men | Age | Age | Age | Age | Age | Age | Women | Women | Total | % | | | | | |
| | 00-21 | % | 22-39 | % | 40-54 | % | 55-99 | % | Total | % | 00-21 | % | 22-39 | % | 40-54 | % | 55-99 | % | Total | % | | |
| Appling | 0 | 0 | 5 | 0 | 4 | 0 | 2 | 0 | 11 | 0 | 0 | 0 | 0 | 0 | 0 | 0 | 0 | 0 | 0 | 11 | 0 | |
| Atkinson | 0 | 0 | 1 | 0 | 2 | 0 | 2 | 0 | 5 | 0 | 0 | 0 | 0 | 0 | 1 | 1 | 0 | 0 | 1 | 0 | 6 | 0 |
| Bacon | 0 | 0 | 5 | 0 | 4 | 0 | 0 | 0 | 9 | 0 | 0 | 0 | 0 | 0 | 0 | 0 | 0 | 0 | 0 | 0 | 9 | 0 |
| Baker | 0 | 0 | 1 | 0 | 1 | 0 | 0 | 0 | 2 | 0 | 0 | 0 | 0 | 0 | 0 | 0 | 0 | 0 | 0 | 0 | 2 | 0 |
| Baldwin | 2 | 1 | 16 | 1 | 9 | 0 | 3 | 1 | 30 | 1 | 0 | 0 | 1 | 1 | 0 | 0 | 0 | 0 | 1 | 0 | 31 | 1 |
| Banks | 0 | 0 | 1 | 0 | 9 | 0 | 3 | 1 | 13 | 0 | 0 | 0 | 0 | 0 | 0 | 0 | 0 | 0 | 0 | 0 | 13 | 0 |
| Barrow | 0 | 0 | 4 | 0 | 9 | 0 | 4 | 1 | 17 | 0 | 0 | 0 | 0 | 0 | 1 | 1 | 0 | 0 | 1 | 0 | 18 | 0 |
| Bartow | 1 | 1 | 25 | 1 | 20 | 1 | 3 | 1 | 49 | 1 | 0 | 0 | 1 | 1 | 0 | 0 | 0 | 0 | 1 | 0 | 50 | 1 |
| Ben Hill | 0 | 0 | 5 | 0 | 9 | 0 | 3 | 1 | 17 | 0 | 0 | 0 | 0 | 0 | 0 | 0 | 0 | 0 | 0 | 0 | 17 | 0 |
| Berrien | 0 | 0 | 3 | 0 | 2 | 0 | 0 | 0 | 5 | 0 | 0 | 0 | 0 | 0 | 0 | 0 | 0 | 0 | 0 | 0 | 5 | 0 |
| Bibb | 5 | 3 | 86 | 3 | 88 | 4 | 19 | 4 | 198 | 3 | 1 | 11 | 1 | 1 | 3 | 3 | 1 | 4 | 6 | 2 | 204 | 3 |
| Bleckley | 0 | 0 | 5 | 0 | 5 | 0 | 1 | 0 | 11 | 0 | 0 | 0 | 0 | 0 | 1 | 1 | 0 | 0 | 1 | 0 | 12 | 0 |
| Brantley | 0 | 0 | 1 | 0 | 4 | 0 | 2 | 0 | 7 | 0 | 0 | 0 | 0 | 0 | 0 | 0 | 0 | 0 | 0 | 0 | 7 | 0 |
| Brooks | 0 | 0 | 5 | 0 | 3 | 0 | 2 | 0 | 10 | 0 | 0 | 0 | 0 | 0 | 0 | 0 | 0 | 0 | 0 | 0 | 10 | 0 |
| Bryan | 0 | 0 | 8 | 0 | 6 | 0 | 1 | 0 | 15 | 0 | 0 | 0 | 0 | 0 | 0 | 0 | 1 | 4 | 1 | 0 | 16 | 0 |
| Bulloch | 0 | 0 | 16 | 1 | 15 | 1 | 1 | 0 | 32 | 1 | 0 | 0 | 1 | 1 | 1 | 1 | 1 | 4 | 3 | 1 | 35 | 1 |
| Burke | 3 | 2 | 15 | 1 | 13 | 1 | 1 | 0 | 32 | 1 | 0 | 0 | 0 | 0 | 0 | 0 | 0 | 0 | 0 | 0 | 32 | 1 |
| Butts | 1 | 1 | 17 | 1 | 10 | 0 | 3 | 1 | 31 | 1 | 0 | 0 | 2 | 2 | 0 | 0 | 0 | 0 | 2 | 1 | 33 | 1 |
| Calhoun | 0 | 0 | 2 | 0 | 4 | 0 | 1 | 0 | 7 | 0 | 0 | 0 | 0 | 0 | 0 | 0 | 0 | 0 | 0 | 0 | 7 | 0 |
| Camden | 0 | 0 | 18 | 1 | 10 | 0 | 0 | 0 | 28 | 0 | 0 | 0 | 0 | 0 | 1 | 1 | 0 | 0 | 1 | 0 | 29 | 0 |
| Candler | 0 | 0 | 1 | 0 | 1 | 0 | 0 | 0 | 2 | 0 | 0 | 0 | 0 | 0 | 0 | 0 | 0 | 0 | 0 | 0 | 2 | 0 |
| Carroll | 1 | 1 | 19 | 1 | 14 | 1 | 5 | 1 | 39 | 1 | 0 | 0 | 3 | 2 | 1 | 1 | 0 | 0 | 4 | 2 | 43 | 1 |
| Catoosa | 0 | 0 | 5 | 0 | 9 | 0 | 0 | 0 | 14 | 0 | 0 | 0 | 0 | 0 | 0 | 0 | 0 | 0 | 0 | 0 | 14 | 0 |
| Charlton | 0 | 0 | 0 | 0 | 1 | 0 | 0 | 0 | 1 | 0 | 0 | 0 | 2 | 2 | 0 | 0 | 0 | 0 | 2 | 1 | 3 | 0 |
| Chatham | 10 | 6 | 166 | 6 | 114 | 5 | 21 | 4 | 311 | 5 | 0 | 0 | 2 | 2 | 1 | 1 | 0 | 0 | 3 | 1 | 314 | 5 |
| Chattahoochee | 0 | 0 | 1 | 0 | 2 | 0 | 0 | 0 | 3 | 0 | 0 | 0 | 0 | 0 | 0 | 0 | 0 | 0 | 0 | 0 | 3 | 0 |
| Chattooga | 0 | 0 | 5 | 0 | 7 | 0 | 2 | 0 | 14 | 0 | 0 | 0 | 0 | 0 | 1 | 1 | 1 | 4 | 2 | 1 | 16 | 0 |
| Cherokee | 0 | 0 | 5 | 0 | 20 | 1 | 5 | 1 | 30 | 1 | 0 | 0 | 3 | 2 | 0 | 0 | 0 | 0 | 3 | 1 | 33 | 1 |
| Clarke | 1 | 1 | 39 | 1 | 24 | 1 | 9 | 2 | 73 | 1 | 0 | 0 | 4 | 3 | 0 | 0 | 1 | 4 | 5 | 2 | 78 | 1 |
| Clay | 0 | 0 | 1 | 0 | 1 | 0 | 0 | 0 | 2 | 0 | 0 | 0 | 0 | 0 | 0 | 0 | 0 | 0 | 0 | 0 | 2 | 0 |
| Clayton | 4 | 3 | 74 | 3 | 46 | 2 | 11 | 2 | 135 | 2 | 1 | 11 | 2 | 2 | 2 | 2 | 1 | 4 | 6 | 2 | 141 | 2 |
| Clinch | 0 | 0 | 1 | 0 | 3 | 0 | 0 | 0 | 4 | 0 | 0 | 0 | 0 | 0 | 0 | 0 | 0 | 0 | 0 | 0 | 4 | 0 |
| Cobb | 8 | 5 | 105 | 4 | 79 | 4 | 18 | 4 | 210 | 4 | 0 | 0 | 4 | 3 | 6 | 6 | 1 | 4 | 11 | 4 | 221 | 4 |
| Coffee | 1 | 1 | 8 | 0 | 9 | 0 | 2 | 0 | 20 | 0 | 0 | 0 | 3 | 2 | 1 | 1 | 0 | 0 | 4 | 2 | 24 | 0 |
| Colquit | 2 | 1 | 32 | 1 | 28 | 1 | 6 | 1 | 68 | 1 | 0 | 0 | 0 | 0 | 1 | 1 | 1 | 4 | 2 | 1 | 70 | 1 |
| Columbia | 1 | 1 | 6 | 0 | 12 | 1 | 1 | 0 | 20 | 0 | 0 | 0 | 0 | 0 | 1 | 1 | 0 | 0 | 1 | 0 | 21 | 0 |

(continued)

Inmate statistical profile

Sample: ACTIVE PRISONERS SERVING LIFE EXCLUDING JAIL
Active inmates 07/17/2002

Requestor: Statistics

County Of Conviction by current age & sex (continued)

| County Of Conviction | M E N | | | | | | | | W O M E N | | | | | | | | Grand Total | % | | | | |
|----------------------|-----------|----|-----------|----|-----------|----|-----------|----|-----------|----|-----------|----|-----------|----|-----------|---|-------------|----|-----------|----|-------------|----|
| | Age 00-21 | % | Age 22-39 | % | Age 40-54 | % | Age 55-99 | % | Men Total | % | Age 00-21 | % | Age 22-39 | % | Age 40-54 | % | | | Age 55-99 | % | Women Total | % |
| Cook | 0 | 0 | 5 | 0 | 5 | 0 | 0 | 0 | 10 | 0 | 0 | 0 | 0 | 0 | 1 | 1 | 0 | 0 | 1 | 0 | 11 | 0 |
| Coweta | 1 | 1 | 25 | 1 | 12 | 1 | 3 | 1 | 41 | 1 | 0 | 0 | 2 | 2 | 1 | 1 | 0 | 0 | 3 | 1 | 44 | 1 |
| Crawford | 0 | 0 | 3 | 0 | 0 | 0 | 0 | 0 | 3 | 0 | 0 | 0 | 0 | 0 | 0 | 0 | 0 | 0 | 0 | 0 | 3 | 0 |
| Crisp | 2 | 1 | 17 | 1 | 10 | 0 | 3 | 1 | 32 | 1 | 0 | 0 | 3 | 2 | 0 | 0 | 1 | 4 | 4 | 2 | 36 | 1 |
| Dade | 2 | 1 | 6 | 0 | 5 | 0 | 3 | 1 | 16 | 0 | 0 | 0 | 0 | 0 | 0 | 0 | 0 | 0 | 0 | 0 | 16 | 0 |
| Dawson | 0 | 0 | 2 | 0 | 4 | 0 | 0 | 0 | 6 | 0 | 0 | 0 | 0 | 0 | 0 | 0 | 0 | 0 | 0 | 0 | 6 | 0 |
| Decatur | 1 | 1 | 21 | 1 | 5 | 0 | 2 | 0 | 29 | 0 | 0 | 0 | 1 | 1 | 0 | 0 | 0 | 0 | 1 | 0 | 30 | 0 |
| DeKalb | 17 | 11 | 255 | 9 | 176 | 8 | 25 | 5 | 473 | 8 | 0 | 0 | 6 | 5 | 4 | 4 | 1 | 4 | 11 | 4 | 484 | 8 |
| Dodge | 0 | 0 | 5 | 0 | 5 | 0 | 1 | 0 | 11 | 0 | 0 | 0 | 0 | 0 | 0 | 0 | 0 | 0 | 0 | 0 | 11 | 0 |
| Dooly | 1 | 1 | 8 | 0 | 8 | 0 | 0 | 0 | 17 | 0 | 0 | 0 | 0 | 0 | 0 | 0 | 0 | 0 | 0 | 0 | 17 | 0 |
| Dougherty | 5 | 3 | 72 | 2 | 42 | 2 | 5 | 1 | 124 | 2 | 0 | 0 | 3 | 2 | 2 | 2 | 0 | 0 | 5 | 2 | 129 | 2 |
| Douglas | 1 | 1 | 52 | 2 | 21 | 1 | 6 | 1 | 80 | 1 | 0 | 0 | 1 | 1 | 1 | 1 | 0 | 0 | 2 | 1 | 82 | 1 |
| Early | 0 | 0 | 11 | 0 | 5 | 0 | 2 | 0 | 18 | 0 | 0 | 0 | 0 | 0 | 0 | 0 | 0 | 0 | 0 | 0 | 18 | 0 |
| Effingham | 0 | 0 | 5 | 0 | 4 | 0 | 0 | 0 | 9 | 0 | 0 | 0 | 0 | 0 | 0 | 0 | 0 | 0 | 0 | 0 | 9 | 0 |
| Elbert | 0 | 0 | 10 | 0 | 12 | 1 | 1 | 0 | 23 | 0 | 0 | 0 | 1 | 1 | 0 | 0 | 0 | 0 | 1 | 0 | 24 | 0 |
| Emanuel | 0 | 0 | 7 | 0 | 11 | 0 | 3 | 1 | 21 | 0 | 0 | 0 | 0 | 0 | 1 | 1 | 0 | 0 | 1 | 0 | 22 | 0 |
| Evans | 0 | 0 | 6 | 0 | 1 | 0 | 2 | 0 | 9 | 0 | 0 | 0 | 0 | 0 | 0 | 0 | 0 | 0 | 0 | 0 | 9 | 0 |
| Fannin | 0 | 0 | 4 | 0 | 5 | 0 | 1 | 0 | 10 | 0 | 0 | 0 | 0 | 0 | 0 | 0 | 0 | 0 | 0 | 0 | 10 | 0 |
| Fayette | 0 | 0 | 10 | 0 | 6 | 0 | 0 | 0 | 16 | 0 | 0 | 0 | 0 | 0 | 0 | 0 | 0 | 0 | 0 | 0 | 16 | 0 |
| Floyd | 0 | 0 | 26 | 1 | 28 | 1 | 7 | 1 | 61 | 1 | 2 | 22 | 2 | 2 | 2 | 2 | 1 | 4 | 7 | 3 | 68 | 1 |
| Forsyth | 0 | 0 | 5 | 0 | 9 | 0 | 5 | 1 | 19 | 0 | 0 | 0 | 1 | 1 | 1 | 1 | 0 | 0 | 2 | 1 | 21 | 0 |
| Franklin | 0 | 0 | 3 | 0 | 4 | 0 | 1 | 0 | 8 | 0 | 0 | 0 | 0 | 0 | 2 | 2 | 0 | 0 | 2 | 1 | 10 | 0 |
| Fulton | 24 | 15 | 462 | 16 | 325 | 15 | 79 | 16 | 890 | 15 | 0 | 0 | 13 | 11 | 8 | 8 | 4 | 15 | 25 | 10 | 915 | 15 |
| Gilmer | 0 | 0 | 2 | 0 | 2 | 0 | 3 | 1 | 7 | 0 | 0 | 0 | 0 | 0 | 0 | 0 | 0 | 0 | 0 | 0 | 7 | 0 |
| Glascocock | 0 | 0 | 0 | 0 | 0 | 0 | 1 | 0 | 1 | 0 | 0 | 0 | 0 | 0 | 0 | 0 | 0 | 0 | 0 | 0 | 1 | 0 |
| Glynn | 2 | 1 | 35 | 1 | 25 | 1 | 5 | 1 | 67 | 1 | 0 | 0 | 2 | 2 | 1 | 1 | 0 | 0 | 3 | 1 | 70 | 1 |
| Gordon | 0 | 0 | 18 | 1 | 15 | 1 | 2 | 0 | 35 | 1 | 0 | 0 | 0 | 0 | 1 | 1 | 0 | 0 | 1 | 0 | 36 | 1 |
| Grady | 2 | 1 | 24 | 1 | 9 | 0 | 1 | 0 | 36 | 1 | 0 | 0 | 0 | 0 | 0 | 0 | 0 | 0 | 0 | 0 | 36 | 1 |
| Greene | 0 | 0 | 3 | 0 | 4 | 0 | 2 | 0 | 9 | 0 | 0 | 0 | 0 | 0 | 0 | 0 | 0 | 0 | 0 | 0 | 9 | 0 |
| Gwinnett | 2 | 1 | 73 | 2 | 45 | 2 | 10 | 2 | 130 | 2 | 0 | 0 | 3 | 2 | 5 | 5 | 1 | 4 | 9 | 4 | 139 | 2 |
| Habersham | 0 | 0 | 11 | 0 | 12 | 1 | 0 | 0 | 23 | 0 | 0 | 0 | 0 | 0 | 0 | 0 | 0 | 0 | 0 | 0 | 23 | 0 |
| Hall | 2 | 1 | 32 | 1 | 43 | 2 | 9 | 2 | 86 | 1 | 0 | 0 | 3 | 2 | 2 | 2 | 1 | 4 | 6 | 2 | 92 | 2 |
| Hancock | 0 | 0 | 3 | 0 | 1 | 0 | 0 | 0 | 4 | 0 | 0 | 0 | 0 | 0 | 1 | 1 | 0 | 0 | 1 | 0 | 5 | 0 |
| Haralson | 0 | 0 | 3 | 0 | 2 | 0 | 1 | 0 | 6 | 0 | 0 | 0 | 0 | 0 | 0 | 0 | 0 | 0 | 0 | 0 | 6 | 0 |
| Harris | 1 | 1 | 7 | 0 | 3 | 0 | 0 | 0 | 11 | 0 | 0 | 0 | 0 | 0 | 0 | 0 | 0 | 0 | 0 | 0 | 11 | 0 |

(continued)

Inmate statistical profile

Sample: ACTIVE PRISONERS SERVING LIFE EXCLUDING JAIL
Active inmates 07/17/2002

Requestor: Statistics

County Of Conviction by current age & sex (continued)

| County Of Conviction | M E N | | | | | | | | W O M E N | | | | | | | | Grand Total | % | | | | |
|----------------------|-----------|---|-----------|---|-----------|---|-----------|---|-----------|---|-----------|----|-----------|---|-----------|---|-------------|---|-----------|---|-------------|---|
| | Age 00-21 | % | Age 22-39 | % | Age 40-54 | % | Age 55-99 | % | Men Total | % | Age 00-21 | % | Age 22-39 | % | Age 40-54 | % | | | Age 55-99 | % | Women Total | % |
| Hart | 0 | 0 | 4 | 0 | 3 | 0 | 0 | 0 | 7 | 0 | 0 | 0 | 0 | 0 | 0 | 0 | 0 | 0 | 0 | 0 | 7 | 0 |
| Heard | 0 | 0 | 2 | 0 | 0 | 0 | 3 | 1 | 5 | 0 | 0 | 0 | 0 | 0 | 0 | 0 | 0 | 0 | 0 | 0 | 5 | 0 |
| Henry | 1 | 1 | 21 | 1 | 10 | 0 | 2 | 0 | 34 | 1 | 0 | 0 | 2 | 2 | 0 | 0 | 0 | 0 | 2 | 1 | 36 | 1 |
| Houston | 2 | 1 | 33 | 1 | 22 | 1 | 2 | 0 | 59 | 1 | 0 | 0 | 3 | 2 | 3 | 3 | 1 | 4 | 7 | 3 | 66 | 1 |
| Irwin | 1 | 1 | 2 | 0 | 2 | 0 | 1 | 0 | 6 | 0 | 0 | 0 | 0 | 0 | 0 | 0 | 0 | 0 | 0 | 0 | 6 | 0 |
| Jackson | 0 | 0 | 7 | 0 | 14 | 1 | 1 | 0 | 22 | 0 | 0 | 0 | 1 | 1 | 0 | 0 | 0 | 0 | 1 | 0 | 23 | 0 |
| Jasper | 0 | 0 | 4 | 0 | 2 | 0 | 0 | 0 | 6 | 0 | 0 | 0 | 0 | 0 | 1 | 1 | 0 | 0 | 1 | 0 | 7 | 0 |
| Jeff Davis | 0 | 0 | 4 | 0 | 3 | 0 | 2 | 0 | 9 | 0 | 0 | 0 | 0 | 0 | 0 | 0 | 0 | 0 | 0 | 0 | 9 | 0 |
| Jefferson | 0 | 0 | 7 | 0 | 7 | 0 | 4 | 1 | 18 | 0 | 0 | 0 | 0 | 0 | 0 | 0 | 0 | 0 | 0 | 0 | 18 | 0 |
| Jenkins | 0 | 0 | 1 | 0 | 5 | 0 | 0 | 0 | 6 | 0 | 0 | 0 | 0 | 0 | 0 | 0 | 0 | 0 | 0 | 0 | 6 | 0 |
| Johnson | 0 | 0 | 8 | 0 | 3 | 0 | 1 | 0 | 12 | 0 | 0 | 0 | 1 | 1 | 0 | 0 | 0 | 0 | 1 | 0 | 13 | 0 |
| Jones | 0 | 0 | 2 | 0 | 7 | 0 | 3 | 1 | 12 | 0 | 0 | 0 | 1 | 1 | 0 | 0 | 0 | 0 | 1 | 0 | 13 | 0 |
| Lamar | 0 | 0 | 8 | 0 | 9 | 0 | 2 | 0 | 19 | 0 | 0 | 0 | 0 | 0 | 1 | 1 | 0 | 0 | 1 | 0 | 20 | 0 |
| Lanier | 0 | 0 | 1 | 0 | 0 | 0 | 0 | 0 | 1 | 0 | 0 | 0 | 0 | 0 | 0 | 0 | 0 | 0 | 0 | 0 | 1 | 0 |
| Laurens | 0 | 0 | 11 | 0 | 10 | 0 | 1 | 0 | 22 | 0 | 0 | 0 | 1 | 1 | 2 | 2 | 0 | 0 | 3 | 1 | 25 | 0 |
| Lee | 0 | 0 | 1 | 0 | 1 | 0 | 0 | 0 | 2 | 0 | 1 | 11 | 0 | 0 | 0 | 0 | 0 | 0 | 1 | 0 | 3 | 0 |
| Liberty | 0 | 0 | 20 | 1 | 10 | 0 | 4 | 1 | 34 | 1 | 0 | 0 | 0 | 0 | 1 | 1 | 0 | 0 | 1 | 0 | 35 | 1 |
| Lincoln | 0 | 0 | 3 | 0 | 0 | 0 | 2 | 0 | 5 | 0 | 0 | 0 | 0 | 0 | 0 | 0 | 0 | 0 | 0 | 0 | 5 | 0 |
| Long | 2 | 1 | 5 | 0 | 3 | 0 | 1 | 0 | 11 | 0 | 0 | 0 | 2 | 2 | 0 | 0 | 0 | 0 | 2 | 1 | 13 | 0 |
| Lowndes | 0 | 0 | 40 | 1 | 29 | 1 | 2 | 0 | 71 | 1 | 0 | 0 | 0 | 0 | 2 | 2 | 1 | 4 | 3 | 1 | 74 | 1 |
| Lumpkin | 1 | 1 | 2 | 0 | 1 | 0 | 2 | 0 | 6 | 0 | 0 | 0 | 0 | 0 | 0 | 0 | 0 | 0 | 0 | 0 | 6 | 0 |
| Macon | 0 | 0 | 15 | 1 | 7 | 0 | 1 | 0 | 23 | 0 | 0 | 0 | 0 | 0 | 0 | 0 | 0 | 0 | 0 | 0 | 23 | 0 |
| Madison | 0 | 0 | 8 | 0 | 5 | 0 | 2 | 0 | 15 | 0 | 0 | 0 | 3 | 2 | 0 | 0 | 0 | 0 | 3 | 1 | 18 | 0 |
| Marion | 0 | 0 | 2 | 0 | 1 | 0 | 0 | 0 | 3 | 0 | 0 | 0 | 0 | 0 | 0 | 0 | 1 | 4 | 1 | 0 | 4 | 0 |
| McDuffie | 1 | 1 | 23 | 1 | 14 | 1 | 5 | 1 | 43 | 1 | 1 | 11 | 0 | 0 | 0 | 0 | 0 | 0 | 1 | 0 | 44 | 1 |
| McIntosh | 1 | 1 | 7 | 0 | 8 | 0 | 1 | 0 | 17 | 0 | 0 | 0 | 0 | 0 | 0 | 0 | 0 | 0 | 0 | 0 | 17 | 0 |
| Meriwether | 1 | 1 | 9 | 0 | 8 | 0 | 5 | 1 | 23 | 0 | 0 | 0 | 2 | 2 | 0 | 0 | 1 | 4 | 3 | 1 | 26 | 0 |
| Miller | 0 | 0 | 1 | 0 | 1 | 0 | 0 | 0 | 2 | 0 | 0 | 0 | 0 | 0 | 0 | 0 | 0 | 0 | 0 | 0 | 2 | 0 |
| Mitchell | 0 | 0 | 10 | 0 | 12 | 1 | 3 | 1 | 25 | 0 | 0 | 0 | 2 | 2 | 0 | 0 | 0 | 0 | 2 | 1 | 27 | 0 |
| Monroe | 0 | 0 | 10 | 0 | 8 | 0 | 3 | 1 | 21 | 0 | 0 | 0 | 1 | 1 | 0 | 0 | 0 | 0 | 1 | 0 | 22 | 0 |
| Montgomery | 0 | 0 | 0 | 0 | 3 | 0 | 0 | 0 | 3 | 0 | 0 | 0 | 0 | 0 | 0 | 0 | 0 | 0 | 0 | 0 | 3 | 0 |
| Morgan | 1 | 1 | 11 | 0 | 3 | 0 | 0 | 0 | 15 | 0 | 1 | 11 | 1 | 1 | 0 | 0 | 0 | 0 | 2 | 1 | 17 | 0 |
| Murray | 0 | 0 | 6 | 0 | 6 | 0 | 5 | 1 | 17 | 0 | 0 | 0 | 0 | 0 | 0 | 0 | 0 | 0 | 0 | 0 | 17 | 0 |
| Muscogee | 1 | 1 | 87 | 3 | 78 | 4 | 15 | 3 | 181 | 3 | 0 | 0 | 3 | 2 | 3 | 3 | 0 | 0 | 6 | 2 | 187 | 3 |
| Newton | 1 | 1 | 42 | 1 | 17 | 1 | 4 | 1 | 64 | 1 | 0 | 0 | 2 | 2 | 0 | 0 | 0 | 0 | 2 | 1 | 66 | 1 |

(continued)

Inmate statistical profile

Sample: ACTIVE PRISONERS SERVING LIFE EXCLUDING JAIL
Active inmates 07/17/2002

Requestor: Statistics

County Of Conviction by current age & sex (continued)

| County Of Conviction | M E N | | | | | | | | W O M E N | | | | | | | | Grand Total | % | | | | |
|----------------------|-----------|---|-----------|---|-----------|---|-----------|---|-----------|---|-----------|----|-----------|---|-----------|---|-------------|---|-----------|---|-------------|---|
| | Age 00-21 | % | Age 22-39 | % | Age 40-54 | % | Age 55-99 | % | Men Total | % | Age 00-21 | % | Age 22-39 | % | Age 40-54 | % | | | Age 55-99 | % | Women Total | % |
| Oconee | 0 | 0 | 8 | 0 | 4 | 0 | 0 | 0 | 12 | 0 | 0 | 0 | 0 | 0 | 0 | 0 | 0 | 0 | 0 | 0 | 12 | 0 |
| Oglethorpe | 0 | 0 | 3 | 0 | 5 | 0 | 1 | 0 | 9 | 0 | 0 | 0 | 0 | 0 | 0 | 0 | 0 | 0 | 0 | 0 | 9 | 0 |
| Paulding | 0 | 0 | 3 | 0 | 7 | 0 | 2 | 0 | 12 | 0 | 0 | 0 | 1 | 1 | 0 | 0 | 0 | 0 | 1 | 0 | 13 | 0 |
| Peach | 0 | 0 | 6 | 0 | 3 | 0 | 0 | 0 | 9 | 0 | 0 | 0 | 0 | 0 | 1 | 1 | 0 | 0 | 1 | 0 | 10 | 0 |
| Pickens | 0 | 0 | 2 | 0 | 2 | 0 | 1 | 0 | 5 | 0 | 0 | 0 | 0 | 0 | 1 | 1 | 0 | 0 | 1 | 0 | 6 | 0 |
| Pierce | 2 | 1 | 3 | 0 | 4 | 0 | 1 | 0 | 10 | 0 | 0 | 0 | 0 | 0 | 0 | 0 | 0 | 0 | 0 | 0 | 10 | 0 |
| Pike | 0 | 0 | 1 | 0 | 1 | 0 | 1 | 0 | 3 | 0 | 0 | 0 | 0 | 0 | 0 | 0 | 0 | 0 | 0 | 0 | 3 | 0 |
| Polk | 2 | 1 | 15 | 1 | 6 | 0 | 3 | 1 | 26 | 0 | 0 | 0 | 0 | 0 | 0 | 0 | 0 | 0 | 0 | 0 | 26 | 0 |
| Pulaski | 0 | 0 | 7 | 0 | 1 | 0 | 0 | 0 | 8 | 0 | 0 | 0 | 1 | 1 | 0 | 0 | 0 | 0 | 1 | 0 | 9 | 0 |
| Putnam | 1 | 1 | 18 | 1 | 12 | 1 | 4 | 1 | 35 | 1 | 0 | 0 | 0 | 0 | 0 | 0 | 0 | 0 | 0 | 0 | 35 | 1 |
| Quitman | 0 | 0 | 4 | 0 | 0 | 0 | 0 | 0 | 4 | 0 | 0 | 0 | 0 | 0 | 0 | 0 | 0 | 0 | 0 | 0 | 4 | 0 |
| Rabun | 0 | 0 | 5 | 0 | 3 | 0 | 0 | 0 | 8 | 0 | 0 | 0 | 0 | 0 | 0 | 0 | 0 | 0 | 0 | 0 | 8 | 0 |
| Randolph | 0 | 0 | 3 | 0 | 4 | 0 | 2 | 0 | 9 | 0 | 0 | 0 | 0 | 0 | 0 | 0 | 0 | 0 | 0 | 0 | 9 | 0 |
| Richmond | 10 | 6 | 159 | 5 | 82 | 4 | 18 | 4 | 269 | 5 | 0 | 0 | 9 | 7 | 8 | 8 | 1 | 4 | 18 | 7 | 287 | 5 |
| Rockdale | 1 | 1 | 10 | 0 | 13 | 1 | 4 | 1 | 28 | 0 | 0 | 0 | 1 | 1 | 0 | 0 | 0 | 0 | 1 | 0 | 29 | 0 |
| Schley | 0 | 0 | 3 | 0 | 1 | 0 | 0 | 0 | 4 | 0 | 0 | 0 | 0 | 0 | 0 | 0 | 0 | 0 | 0 | 0 | 4 | 0 |
| Screven | 0 | 0 | 4 | 0 | 4 | 0 | 3 | 1 | 11 | 0 | 0 | 0 | 0 | 0 | 0 | 0 | 0 | 0 | 0 | 0 | 11 | 0 |
| Seminole | 0 | 0 | 4 | 0 | 2 | 0 | 3 | 1 | 9 | 0 | 0 | 0 | 2 | 2 | 0 | 0 | 0 | 0 | 2 | 1 | 11 | 0 |
| Spalding | 4 | 3 | 38 | 1 | 26 | 1 | 6 | 1 | 74 | 1 | 1 | 11 | 2 | 2 | 1 | 1 | 2 | 7 | 6 | 2 | 80 | 1 |
| Stephens | 0 | 0 | 3 | 0 | 4 | 0 | 3 | 1 | 10 | 0 | 0 | 0 | 0 | 0 | 0 | 0 | 0 | 0 | 0 | 0 | 10 | 0 |
| Stewart | 0 | 0 | 2 | 0 | 1 | 0 | 0 | 0 | 3 | 0 | 0 | 0 | 0 | 0 | 2 | 2 | 0 | 0 | 2 | 1 | 5 | 0 |
| Sumter | 1 | 1 | 4 | 0 | 12 | 1 | 2 | 0 | 19 | 0 | 0 | 0 | 0 | 0 | 0 | 0 | 0 | 0 | 0 | 0 | 19 | 0 |
| Talbot | 2 | 1 | 6 | 0 | 1 | 0 | 0 | 0 | 9 | 0 | 0 | 0 | 0 | 0 | 1 | 1 | 0 | 0 | 1 | 0 | 10 | 0 |
| Taliaferro | 0 | 0 | 0 | 0 | 3 | 0 | 0 | 0 | 3 | 0 | 0 | 0 | 0 | 0 | 0 | 0 | 0 | 0 | 0 | 0 | 3 | 0 |
| Tattnall | 0 | 0 | 17 | 1 | 13 | 1 | 2 | 0 | 32 | 1 | 0 | 0 | 0 | 0 | 1 | 1 | 0 | 0 | 1 | 0 | 33 | 1 |
| Taylor | 2 | 1 | 9 | 0 | 6 | 0 | 0 | 0 | 17 | 0 | 0 | 0 | 0 | 0 | 0 | 0 | 0 | 0 | 0 | 0 | 17 | 0 |
| Telfair | 1 | 1 | 6 | 0 | 2 | 0 | 0 | 0 | 9 | 0 | 0 | 0 | 0 | 0 | 1 | 1 | 0 | 0 | 1 | 0 | 10 | 0 |
| Terrell | 0 | 0 | 13 | 0 | 2 | 0 | 2 | 0 | 17 | 0 | 0 | 0 | 0 | 0 | 0 | 0 | 0 | 0 | 0 | 0 | 17 | 0 |
| Thomas | 2 | 1 | 15 | 1 | 22 | 1 | 4 | 1 | 43 | 1 | 0 | 0 | 0 | 0 | 2 | 2 | 0 | 0 | 2 | 1 | 45 | 1 |
| Tift | 3 | 2 | 34 | 1 | 23 | 1 | 3 | 1 | 63 | 1 | 0 | 0 | 0 | 0 | 2 | 2 | 1 | 4 | 3 | 1 | 66 | 1 |
| Toombs | 2 | 1 | 22 | 1 | 10 | 0 | 2 | 0 | 36 | 1 | 0 | 0 | 1 | 1 | 1 | 1 | 0 | 0 | 2 | 1 | 38 | 1 |
| Towns | 0 | 0 | 1 | 0 | 1 | 0 | 0 | 0 | 2 | 0 | 0 | 0 | 0 | 0 | 0 | 0 | 0 | 0 | 0 | 0 | 2 | 0 |
| Treutlen | 0 | 0 | 4 | 0 | 4 | 0 | 0 | 0 | 8 | 0 | 0 | 0 | 0 | 0 | 0 | 0 | 0 | 0 | 0 | 0 | 8 | 0 |
| Troup | 2 | 1 | 24 | 1 | 28 | 1 | 6 | 1 | 60 | 1 | 0 | 0 | 1 | 1 | 2 | 2 | 0 | 0 | 3 | 1 | 63 | 1 |
| Turner | 0 | 0 | 7 | 0 | 6 | 0 | 2 | 0 | 15 | 0 | 0 | 0 | 0 | 0 | 0 | 0 | 0 | 0 | 0 | 0 | 15 | 0 |

(continued)

Inmate statistical profile

Sample: ACTIVE PRISONERS SERVING LIFE EXCLUDING JAIL
Active inmates 07/17/2002

Requestor: Statistics

County Of Conviction by current age & sex (continued)

| County Of Conviction | M E N | | | | | | | W O M E N | | | | | | | Grand Total | % | | |
|----------------------|-----------|-------|-----------|-------|-----------|-------|-----------|-----------|-----------|-------|-----------|-------|-----------|-------|-------------|-----|-----------|---------|
| | Age 00-21 | Age % | Age 22-39 | Age % | Age 40-54 | Age % | Age 55-99 | Men % | Age 00-21 | Age % | Age 22-39 | Age % | Age 40-54 | Age % | | | Age 55-99 | Women % |
| Twiggs | 0 | 0 | 2 | 0 | 5 | 0 | 1 | 0 | 8 | 0 | 0 | 0 | 0 | 0 | 0 | 0 | 8 | 0 |
| Union | 0 | 0 | 0 | 0 | 1 | 0 | 0 | 0 | 1 | 0 | 0 | 0 | 0 | 0 | 0 | 0 | 1 | 0 |
| Upson | 2 | 1 | 7 | 0 | 5 | 0 | 1 | 0 | 15 | 0 | 0 | 0 | 1 | 1 | 0 | 1 | 16 | 0 |
| Walker | 0 | 0 | 13 | 0 | 12 | 1 | 4 | 1 | 29 | 0 | 0 | 0 | 1 | 1 | 0 | 2 | 31 | 1 |
| Walton | 1 | 1 | 24 | 1 | 22 | 1 | 3 | 1 | 50 | 1 | 0 | 0 | 1 | 1 | 0 | 4 | 52 | 1 |
| Ware | 0 | 0 | 13 | 0 | 10 | 0 | 4 | 1 | 27 | 0 | 0 | 0 | 1 | 1 | 0 | 1 | 28 | 0 |
| Warren | 0 | 0 | 3 | 0 | 7 | 0 | 1 | 0 | 11 | 0 | 0 | 0 | 0 | 0 | 0 | 0 | 11 | 0 |
| Washington | 0 | 0 | 3 | 0 | 7 | 0 | 2 | 0 | 12 | 0 | 0 | 0 | 2 | 2 | 0 | 2 | 14 | 0 |
| Wayne | 0 | 0 | 7 | 0 | 8 | 0 | 2 | 0 | 17 | 0 | 0 | 0 | 1 | 1 | 0 | 1 | 18 | 0 |
| Webster | 0 | 0 | 1 | 0 | 0 | 0 | 0 | 0 | 1 | 0 | 0 | 0 | 0 | 0 | 0 | 0 | 1 | 0 |
| Wheeler | 0 | 0 | 3 | 0 | 2 | 0 | 2 | 0 | 7 | 0 | 0 | 0 | 0 | 0 | 1 | 4 | 8 | 0 |
| White | 0 | 0 | 2 | 0 | 2 | 0 | 1 | 0 | 5 | 0 | 0 | 0 | 0 | 0 | 0 | 0 | 5 | 0 |
| Whitfield | 1 | 1 | 22 | 1 | 27 | 1 | 9 | 2 | 59 | 1 | 0 | 0 | 5 | 4 | 1 | 1 | 65 | 1 |
| Wilcox | 0 | 0 | 1 | 0 | 5 | 0 | 1 | 0 | 7 | 0 | 1 | 11 | 0 | 0 | 0 | 0 | 8 | 0 |
| Wilkes | 0 | 0 | 4 | 0 | 6 | 0 | 1 | 0 | 11 | 0 | 0 | 0 | 0 | 0 | 0 | 0 | 11 | 0 |
| Wilkinson | 0 | 0 | 6 | 0 | 3 | 0 | 0 | 0 | 9 | 0 | 0 | 0 | 0 | 0 | 0 | 0 | 9 | 0 |
| Worth | 0 | 0 | 13 | 0 | 7 | 0 | 2 | 0 | 22 | 0 | 0 | 0 | 0 | 0 | 0 | 0 | 22 | 0 |
| Total reported | 155 | 100 | 2942 | 100 | 2220 | 100 | 500 | 100 | 5817 | 100 | 9 | 100 | 123 | 100 | 95 | 100 | 254 | 100 |
| Percent reported | 100.0 | | 100.0 | | 100.0 | | 100.0 | | 100.0 | | 100.0 | | 100.0 | | 100.0 | | 100.0 | |
| Not reported | 0 | | 0 | | 0 | | 0 | | 0 | | 0 | | 0 | | 0 | | 0 | |
| Total | 155 | | 2942 | | 2220 | | 500 | | 5817 | | 9 | | 123 | | 95 | | 254 | |

Inmate statistical profile

Sample: ACTIVE PRISONERS SERVING LIFE EXCLUDING JAIL
Active inmates 07/17/2002

Requestor: Statistics

Circ Of Conviction by current age & sex

| Circ Of Conviction | M E N | | | | | | | | W O M E N | | | | | | | | Grand Total | % | | | | |
|--------------------|-----------|----|-----------|----|-----------|----|-----------|----|-----------|----|-----------|----|-----------|----|-----------|---|-------------|----|-----------|-----|-------------|----|
| | Age 00-21 | % | Age 22-39 | % | Age 40-54 | % | Age 55-99 | % | Men Total | % | Age 00-21 | % | Age 22-39 | % | Age 40-54 | % | | | Age 55-99 | % | Women Total | % |
| Alapaha | 0 | 0 | 11 | 0 | 12 | 1 | 2 | 0 | 25 | 0 | 0 | 0 | 0 | 0 | 2 | 2 | 0 | 0 | 2 | 1 | 27 | 0 |
| Alcovy | 2 | 1 | 66 | 2 | 39 | 2 | 7 | 1 | 114 | 2 | 0 | 0 | 3 | 2 | 0 | 0 | 1 | 4 | 4 | 2 | 118 | 2 |
| Atlanta | 24 | 15 | 462 | 16 | 325 | 15 | 79 | 16 | 890 | 15 | 0 | 0 | 13 | 11 | 8 | 8 | 4 | 15 | 25 | 10 | 915 | 15 |
| Atlantic | 3 | 2 | 63 | 2 | 41 | 2 | 11 | 2 | 118 | 2 | 0 | 0 | 2 | 2 | 2 | 2 | 1 | 4 | 5 | 2 | 123 | 2 |
| Augusta | 14 | 9 | 180 | 6 | 107 | 5 | 20 | 4 | 321 | 6 | 0 | 0 | 9 | 7 | 9 | 9 | 1 | 4 | 19 | 8 | 340 | 6 |
| Blue Ridge | 0 | 0 | 5 | 0 | 20 | 1 | 5 | 1 | 30 | 1 | 0 | 0 | 3 | 2 | 0 | 0 | 0 | 0 | 3 | 1 | 33 | 1 |
| Brunswick | 2 | 1 | 69 | 2 | 50 | 2 | 11 | 2 | 132 | 2 | 0 | 0 | 3 | 2 | 2 | 2 | 0 | 0 | 5 | 2 | 137 | 2 |
| Chattahoochee | 6 | 4 | 112 | 4 | 91 | 4 | 15 | 3 | 224 | 4 | 0 | 0 | 3 | 2 | 4 | 4 | 1 | 4 | 8 | 3 | 232 | 4 |
| Cherokee | 1 | 1 | 43 | 1 | 35 | 2 | 5 | 1 | 84 | 1 | 0 | 0 | 1 | 1 | 1 | 1 | 0 | 0 | 2 | 1 | 86 | 1 |
| Clayton | 4 | 3 | 74 | 3 | 46 | 2 | 11 | 2 | 135 | 2 | 1 | 11 | 2 | 2 | 2 | 2 | 1 | 4 | 6 | 2 | 141 | 2 |
| Cobb | 8 | 5 | 105 | 4 | 79 | 4 | 18 | 4 | 210 | 4 | 0 | 0 | 4 | 3 | 6 | 6 | 1 | 4 | 11 | 4 | 221 | 4 |
| Conasauga | 1 | 1 | 28 | 1 | 33 | 1 | 14 | 3 | 76 | 1 | 0 | 0 | 5 | 4 | 1 | 1 | 0 | 0 | 6 | 2 | 82 | 1 |
| Cordele | 3 | 2 | 31 | 1 | 32 | 1 | 7 | 1 | 73 | 1 | 1 | 11 | 3 | 2 | 0 | 0 | 1 | 4 | 5 | 2 | 78 | 1 |
| Coweta | 5 | 3 | 79 | 3 | 62 | 3 | 22 | 4 | 168 | 3 | 0 | 0 | 8 | 7 | 4 | 4 | 1 | 4 | 13 | 5 | 181 | 3 |
| Dougherty | 5 | 3 | 72 | 2 | 42 | 2 | 5 | 1 | 124 | 2 | 0 | 0 | 3 | 2 | 2 | 2 | 0 | 0 | 5 | 2 | 129 | 2 |
| Dublin | 0 | 0 | 25 | 1 | 22 | 1 | 3 | 1 | 50 | 1 | 0 | 0 | 2 | 2 | 2 | 2 | 0 | 0 | 4 | 2 | 54 | 1 |
| Eastern | 10 | 6 | 166 | 6 | 114 | 5 | 21 | 4 | 311 | 5 | 0 | 0 | 2 | 2 | 1 | 1 | 0 | 0 | 3 | 1 | 314 | 5 |
| Flint | 1 | 1 | 21 | 1 | 10 | 0 | 2 | 0 | 34 | 1 | 0 | 0 | 2 | 2 | 0 | 0 | 0 | 0 | 2 | 1 | 36 | 1 |
| Griffin | 6 | 4 | 56 | 2 | 38 | 2 | 8 | 2 | 108 | 2 | 1 | 11 | 2 | 2 | 2 | 2 | 2 | 7 | 3 | 115 | 2 | |
| Gwinnett | 2 | 1 | 73 | 2 | 45 | 2 | 10 | 2 | 130 | 2 | 0 | 0 | 3 | 2 | 5 | 5 | 1 | 4 | 9 | 4 | 139 | 2 |
| Houston | 2 | 1 | 33 | 1 | 22 | 1 | 2 | 0 | 59 | 1 | 0 | 0 | 3 | 2 | 3 | 3 | 1 | 4 | 7 | 3 | 66 | 1 |
| Lookout Mountain | 2 | 1 | 29 | 1 | 33 | 1 | 9 | 2 | 73 | 1 | 0 | 0 | 1 | 1 | 2 | 2 | 1 | 4 | 4 | 2 | 77 | 1 |
| Macon | 5 | 3 | 95 | 3 | 91 | 4 | 19 | 4 | 210 | 4 | 1 | 11 | 1 | 1 | 4 | 4 | 1 | 4 | 7 | 3 | 217 | 4 |
| Middle | 2 | 1 | 40 | 1 | 36 | 2 | 11 | 2 | 89 | 2 | 0 | 0 | 3 | 2 | 2 | 2 | 0 | 0 | 5 | 2 | 94 | 2 |
| Mountain | 0 | 0 | 19 | 1 | 19 | 1 | 3 | 1 | 41 | 1 | 0 | 0 | 0 | 0 | 0 | 0 | 0 | 0 | 0 | 0 | 41 | 1 |
| Northeastern | 2 | 1 | 34 | 1 | 47 | 2 | 9 | 2 | 92 | 2 | 0 | 0 | 3 | 2 | 2 | 2 | 1 | 4 | 6 | 2 | 98 | 2 |
| Northern | 0 | 0 | 28 | 1 | 29 | 1 | 5 | 1 | 62 | 1 | 0 | 0 | 4 | 3 | 2 | 2 | 0 | 0 | 6 | 2 | 68 | 1 |
| Ocmulgee | 4 | 3 | 63 | 2 | 41 | 2 | 12 | 2 | 120 | 2 | 1 | 11 | 3 | 2 | 2 | 2 | 0 | 0 | 6 | 2 | 126 | 2 |
| Oconee | 1 | 1 | 26 | 1 | 18 | 1 | 4 | 1 | 49 | 1 | 0 | 0 | 1 | 1 | 2 | 2 | 1 | 4 | 4 | 2 | 53 | 1 |
| Ogeechee | 0 | 0 | 26 | 1 | 28 | 1 | 4 | 1 | 58 | 1 | 0 | 0 | 1 | 1 | 1 | 1 | 1 | 4 | 3 | 1 | 61 | 1 |
| Pataula | 0 | 0 | 37 | 1 | 15 | 1 | 9 | 2 | 61 | 1 | 0 | 0 | 2 | 2 | 0 | 0 | 0 | 0 | 2 | 1 | 63 | 1 |
| Piedmont | 0 | 0 | 12 | 0 | 32 | 1 | 8 | 2 | 52 | 1 | 0 | 0 | 1 | 1 | 1 | 1 | 0 | 0 | 2 | 1 | 54 | 1 |
| Rome | 0 | 0 | 26 | 1 | 28 | 1 | 7 | 1 | 61 | 1 | 2 | 22 | 2 | 2 | 2 | 2 | 1 | 4 | 7 | 3 | 68 | 1 |
| South Georgia | 3 | 2 | 58 | 2 | 31 | 1 | 7 | 1 | 99 | 2 | 0 | 0 | 3 | 2 | 0 | 0 | 0 | 0 | 3 | 1 | 102 | 2 |
| Southern | 4 | 3 | 92 | 3 | 82 | 4 | 14 | 3 | 192 | 3 | 0 | 0 | 0 | 0 | 5 | 5 | 2 | 7 | 7 | 3 | 199 | 3 |
| Southwestern | 1 | 1 | 26 | 1 | 22 | 1 | 3 | 1 | 52 | 1 | 1 | 11 | 0 | 0 | 2 | 2 | 0 | 0 | 3 | 1 | 55 | 1 |

(continued)

Inmate statistical profile

Sample: ACTIVE PRISONERS SERVING LIFE EXCLUDING JAIL
Active inmates 07/17/2002

Requestor: Statistics

Circ Of Conviction by current age & sex (continued)

| Circ Of Conviction | M E N | | | | | | | | W O M E N | | | | | | | | Grand Total % |
|--------------------|-------------|-------------|-------------|-------------|-------------|-------------|-------------|-------------|-------------|---------------|----------|--|--|--|--|--|---------------|
| | Age 00-21 % | Age 22-39 % | Age 40-54 % | Age 55-99 % | Men Total % | Age 00-21 % | Age 22-39 % | Age 40-54 % | Age 55-99 % | Women Total % | | | | | | | |
| Stone Mountain | 17 11 | 255 9 | 176 8 | 25 5 | 473 8 | 0 0 | 6 5 | 4 4 | 1 4 | 11 4 | 484 8 | | | | | | |
| Tallapoosa | 2 1 | 18 1 | 8 0 | 4 1 | 32 1 | 0 0 | 0 0 | 0 0 | 0 0 | 0 0 | 32 1 | | | | | | |
| Tifton | 4 3 | 56 2 | 38 2 | 8 2 | 106 2 | 0 0 | 0 0 | 2 2 | 1 4 | 3 1 | 109 2 | | | | | | |
| Toombs | 1 1 | 33 1 | 30 1 | 10 2 | 74 1 | 1 11 | 0 0 | 0 0 | 0 0 | 1 0 | 75 1 | | | | | | |
| Waycross | 3 2 | 30 1 | 32 1 | 9 2 | 74 1 | 0 0 | 5 4 | 2 2 | 0 0 | 7 3 | 81 1 | | | | | | |
| Western | 1 1 | 47 2 | 28 1 | 9 2 | 85 1 | 0 0 | 4 3 | 0 0 | 1 4 | 5 2 | 90 1 | | | | | | |
| Rockdale | 1 1 | 10 0 | 13 1 | 4 1 | 28 0 | 0 0 | 1 1 | 0 0 | 0 0 | 1 0 | 29 0 | | | | | | |
| Douglas | 1 1 | 52 2 | 21 1 | 6 1 | 80 1 | 0 0 | 1 1 | 1 1 | 0 0 | 2 1 | 82 1 | | | | | | |
| Appalachian | 0 0 | 8 0 | 9 0 | 5 1 | 22 0 | 0 0 | 0 0 | 1 1 | 0 0 | 1 0 | 23 0 | | | | | | |
| Enotah | 1 1 | 5 0 | 5 0 | 3 1 | 14 0 | 0 0 | 0 0 | 0 0 | 0 0 | 0 0 | 14 0 | | | | | | |
| Forsyth-Bell | 0 0 | 5 0 | 9 0 | 5 1 | 19 0 | 0 0 | 1 1 | 1 1 | 0 0 | 2 1 | 21 0 | | | | | | |
| Towaliga | 1 1 | 35 1 | 27 1 | 8 2 | 71 1 | 0 0 | 3 2 | 1 1 | 0 0 | 4 2 | 75 1 | | | | | | |
| Total reported | 155 100 | 2939 100 | 2213 100 | 498 100 | 5805 100 | 9 100 | 122 100 | 95 100 | 27 100 | 253 100 | 6058 100 | | | | | | |
| Percent reported | 100.0 | 99.9 | 99.7 | 99.6 | 99.8 | 100.0 | 99.2 | 100.0 | 100.0 | 99.6 | 99.8 | | | | | | |
| Not reported | 0 | 3 | 7 | 2 | 12 | 0 | 1 | 0 | 0 | 1 | 13 | | | | | | |
| Total | 155 | 2942 | 2220 | 500 | 5817 | 9 | 123 | 95 | 27 | 254 | 6071 | | | | | | |

Inmate statistical profile

Sample: ACTIVE PRISONERS SERVING LIFE EXCLUDING JAIL
Active inmates 07/17/2002

Requestor: Statistics

Home County by current age & sex

| Home County | M E N | | | | | | | | W O M E N | | | | | | | | Grand Total | % | | | | |
|---------------|-----------|---|-----------|---|-----------|---|-----------|---|-----------|---|-----------|----|-----------|---|-----------|---|-------------|---|-----------|---|-------------|---|
| | Age 00-21 | % | Age 22-39 | % | Age 40-54 | % | Age 55-99 | % | Men Total | % | Age 00-21 | % | Age 22-39 | % | Age 40-54 | % | | | Age 55-99 | % | Women Total | % |
| Appling | 0 | 0 | 5 | 0 | 4 | 0 | 2 | 0 | 11 | 0 | 0 | 0 | 0 | 0 | 0 | 0 | 0 | 0 | 0 | 0 | 11 | 0 |
| Atkinson | 0 | 0 | 1 | 0 | 1 | 0 | 2 | 0 | 4 | 0 | 0 | 0 | 0 | 0 | 0 | 0 | 0 | 0 | 0 | 0 | 4 | 0 |
| Bacon | 0 | 0 | 4 | 0 | 5 | 0 | 1 | 0 | 10 | 0 | 0 | 0 | 0 | 0 | 0 | 0 | 0 | 0 | 0 | 0 | 10 | 0 |
| Baker | 0 | 0 | 1 | 0 | 2 | 0 | 0 | 0 | 3 | 0 | 0 | 0 | 0 | 0 | 0 | 0 | 0 | 0 | 0 | 0 | 3 | 0 |
| Baldwin | 3 | 2 | 15 | 1 | 7 | 0 | 0 | 0 | 25 | 0 | 0 | 0 | 1 | 1 | 0 | 0 | 1 | 4 | 2 | 1 | 27 | 0 |
| Banks | 0 | 0 | 1 | 0 | 5 | 0 | 1 | 0 | 7 | 0 | 0 | 0 | 1 | 1 | 0 | 0 | 0 | 0 | 1 | 0 | 8 | 0 |
| Barrow | 0 | 0 | 6 | 0 | 7 | 0 | 3 | 1 | 16 | 0 | 0 | 0 | 0 | 0 | 1 | 1 | 0 | 0 | 1 | 0 | 17 | 0 |
| Bartow | 1 | 1 | 15 | 1 | 16 | 1 | 6 | 1 | 38 | 1 | 1 | 13 | 2 | 2 | 0 | 0 | 0 | 0 | 3 | 1 | 41 | 1 |
| Ben Hill | 0 | 0 | 3 | 0 | 8 | 0 | 3 | 1 | 14 | 0 | 0 | 0 | 0 | 0 | 1 | 1 | 0 | 0 | 1 | 0 | 15 | 0 |
| Berrien | 0 | 0 | 5 | 0 | 1 | 0 | 1 | 0 | 7 | 0 | 0 | 0 | 0 | 0 | 0 | 0 | 0 | 0 | 0 | 0 | 7 | 0 |
| Bibb | 5 | 3 | 78 | 3 | 81 | 4 | 20 | 5 | 184 | 4 | 1 | 13 | 3 | 3 | 5 | 6 | 0 | 0 | 9 | 4 | 193 | 4 |
| Bleckley | 0 | 0 | 6 | 0 | 5 | 0 | 1 | 0 | 12 | 0 | 0 | 0 | 0 | 0 | 1 | 1 | 0 | 0 | 1 | 0 | 13 | 0 |
| Brantley | 0 | 0 | 2 | 0 | 2 | 0 | 0 | 0 | 4 | 0 | 0 | 0 | 0 | 0 | 0 | 0 | 0 | 0 | 0 | 0 | 4 | 0 |
| Brooks | 0 | 0 | 7 | 0 | 1 | 0 | 2 | 0 | 10 | 0 | 0 | 0 | 0 | 0 | 0 | 0 | 0 | 0 | 0 | 0 | 10 | 0 |
| Bryan | 0 | 0 | 8 | 0 | 5 | 0 | 1 | 0 | 14 | 0 | 0 | 0 | 0 | 0 | 0 | 0 | 0 | 0 | 0 | 0 | 14 | 0 |
| Bulloch | 0 | 0 | 11 | 0 | 11 | 1 | 0 | 0 | 22 | 0 | 0 | 0 | 0 | 0 | 1 | 1 | 1 | 4 | 2 | 1 | 24 | 0 |
| Burke | 2 | 1 | 8 | 0 | 8 | 0 | 2 | 0 | 20 | 0 | 0 | 0 | 0 | 0 | 0 | 0 | 0 | 0 | 0 | 0 | 20 | 0 |
| Butts | 0 | 0 | 18 | 1 | 8 | 0 | 2 | 0 | 28 | 1 | 0 | 0 | 0 | 0 | 0 | 0 | 0 | 0 | 0 | 0 | 28 | 1 |
| Calhoun | 0 | 0 | 4 | 0 | 3 | 0 | 1 | 0 | 8 | 0 | 0 | 0 | 0 | 0 | 0 | 0 | 0 | 0 | 0 | 0 | 8 | 0 |
| Camden | 0 | 0 | 16 | 1 | 6 | 0 | 0 | 0 | 22 | 0 | 0 | 0 | 0 | 0 | 1 | 1 | 0 | 0 | 1 | 0 | 23 | 0 |
| Candler | 0 | 0 | 2 | 0 | 1 | 0 | 0 | 0 | 3 | 0 | 0 | 0 | 0 | 0 | 0 | 0 | 0 | 0 | 0 | 0 | 3 | 0 |
| Carroll | 0 | 0 | 21 | 1 | 12 | 1 | 8 | 2 | 41 | 1 | 0 | 0 | 2 | 2 | 1 | 1 | 0 | 0 | 3 | 1 | 44 | 1 |
| Catoosa | 0 | 0 | 2 | 0 | 7 | 0 | 1 | 0 | 10 | 0 | 0 | 0 | 0 | 0 | 0 | 0 | 0 | 0 | 0 | 0 | 10 | 0 |
| Charlton | 0 | 0 | 0 | 0 | 1 | 0 | 0 | 0 | 1 | 0 | 0 | 0 | 1 | 1 | 0 | 0 | 0 | 0 | 1 | 0 | 2 | 0 |
| Chatham | 10 | 7 | 152 | 6 | 102 | 5 | 20 | 5 | 284 | 5 | 0 | 0 | 2 | 2 | 1 | 1 | 1 | 4 | 4 | 2 | 288 | 5 |
| Chattahoochee | 0 | 0 | 1 | 0 | 1 | 0 | 0 | 0 | 2 | 0 | 0 | 0 | 0 | 0 | 0 | 0 | 0 | 0 | 0 | 0 | 2 | 0 |
| Chattooga | 0 | 0 | 3 | 0 | 4 | 0 | 1 | 0 | 8 | 0 | 0 | 0 | 0 | 0 | 1 | 1 | 1 | 4 | 2 | 1 | 10 | 0 |
| Cherokee | 0 | 0 | 7 | 0 | 13 | 1 | 3 | 1 | 23 | 0 | 0 | 0 | 2 | 2 | 0 | 0 | 0 | 0 | 2 | 1 | 25 | 0 |
| Clarke | 1 | 1 | 42 | 2 | 23 | 1 | 4 | 1 | 70 | 1 | 1 | 13 | 4 | 3 | 0 | 0 | 2 | 8 | 7 | 3 | 77 | 1 |
| Clay | 0 | 0 | 1 | 0 | 1 | 0 | 0 | 0 | 2 | 0 | 0 | 0 | 0 | 0 | 0 | 0 | 0 | 0 | 0 | 0 | 2 | 0 |
| Clayton | 6 | 4 | 65 | 2 | 48 | 2 | 10 | 2 | 129 | 2 | 1 | 13 | 3 | 3 | 1 | 1 | 1 | 4 | 6 | 3 | 135 | 2 |
| Clinch | 0 | 0 | 1 | 0 | 1 | 0 | 0 | 0 | 2 | 0 | 0 | 0 | 0 | 0 | 0 | 0 | 0 | 0 | 0 | 0 | 2 | 0 |
| Cobb | 8 | 6 | 84 | 3 | 78 | 4 | 11 | 3 | 181 | 3 | 0 | 0 | 3 | 3 | 4 | 5 | 0 | 0 | 7 | 3 | 188 | 3 |
| Coffee | 1 | 1 | 9 | 0 | 5 | 0 | 3 | 1 | 18 | 0 | 0 | 0 | 3 | 3 | 2 | 2 | 1 | 4 | 6 | 3 | 24 | 0 |
| Colquit | 3 | 2 | 24 | 1 | 22 | 1 | 3 | 1 | 52 | 1 | 0 | 0 | 0 | 0 | 1 | 1 | 0 | 0 | 1 | 0 | 53 | 1 |
| Columbia | 0 | 0 | 10 | 0 | 8 | 0 | 0 | 0 | 18 | 0 | 0 | 0 | 0 | 0 | 2 | 2 | 0 | 0 | 2 | 1 | 20 | 0 |

(continued)

Inmate statistical profile

Sample: ACTIVE PRISONERS SERVING LIFE EXCLUDING JAIL
Active inmates 07/17/2002

Requestor: Statistics

Home County by current age & sex (continued)

| Home County | M E N | | | | | | | | W O M E N | | | | | | | | Grand Total | % | | | | |
|-------------|-----------|----|-----------|----|-----------|----|-----------|----|-----------|----|-----------|----|-----------|----|-----------|----|-------------|----|-----------|----|-------------|----|
| | Age 00-21 | % | Age 22-39 | % | Age 40-54 | % | Age 55-99 | % | Men Total | % | Age 00-21 | % | Age 22-39 | % | Age 40-54 | % | | | Age 55-99 | % | Women Total | % |
| Cook | 0 | 0 | 3 | 0 | 6 | 0 | 1 | 0 | 10 | 0 | 0 | 0 | 0 | 0 | 1 | 1 | 0 | 0 | 1 | 0 | 11 | 0 |
| Coweta | 1 | 1 | 20 | 1 | 12 | 1 | 1 | 0 | 34 | 1 | 0 | 0 | 2 | 2 | 2 | 2 | 0 | 0 | 4 | 2 | 38 | 1 |
| Crawford | 0 | 0 | 1 | 0 | 1 | 0 | 0 | 0 | 2 | 0 | 0 | 0 | 0 | 0 | 0 | 0 | 0 | 0 | 0 | 0 | 2 | 0 |
| Crisp | 2 | 1 | 16 | 1 | 6 | 0 | 3 | 1 | 27 | 1 | 0 | 0 | 3 | 3 | 0 | 0 | 0 | 0 | 3 | 1 | 30 | 1 |
| Dade | 1 | 1 | 3 | 0 | 2 | 0 | 3 | 1 | 9 | 0 | 0 | 0 | 0 | 0 | 0 | 0 | 0 | 0 | 0 | 0 | 9 | 0 |
| Dawson | 0 | 0 | 2 | 0 | 1 | 0 | 0 | 0 | 3 | 0 | 0 | 0 | 0 | 0 | 0 | 0 | 0 | 0 | 0 | 0 | 3 | 0 |
| Decatur | 1 | 1 | 15 | 1 | 5 | 0 | 0 | 0 | 21 | 0 | 0 | 0 | 1 | 1 | 0 | 0 | 0 | 0 | 1 | 0 | 22 | 0 |
| DeKalb | 14 | 10 | 218 | 8 | 134 | 7 | 30 | 7 | 396 | 8 | 0 | 0 | 6 | 5 | 2 | 2 | 2 | 8 | 10 | 4 | 406 | 7 |
| Dodge | 0 | 0 | 7 | 0 | 6 | 0 | 0 | 0 | 13 | 0 | 0 | 0 | 0 | 0 | 0 | 0 | 0 | 0 | 0 | 0 | 13 | 0 |
| Dooly | 1 | 1 | 7 | 0 | 4 | 0 | 0 | 0 | 12 | 0 | 0 | 0 | 0 | 0 | 0 | 0 | 0 | 0 | 0 | 0 | 12 | 0 |
| Dougherty | 5 | 3 | 67 | 3 | 44 | 2 | 2 | 0 | 118 | 2 | 0 | 0 | 4 | 3 | 2 | 2 | 1 | 4 | 7 | 3 | 125 | 2 |
| Douglas | 1 | 1 | 18 | 1 | 14 | 1 | 4 | 1 | 37 | 1 | 0 | 0 | 1 | 1 | 1 | 1 | 0 | 0 | 2 | 1 | 39 | 1 |
| Early | 0 | 0 | 7 | 0 | 5 | 0 | 1 | 0 | 13 | 0 | 0 | 0 | 0 | 0 | 0 | 0 | 0 | 0 | 0 | 0 | 13 | 0 |
| Effingham | 0 | 0 | 5 | 0 | 3 | 0 | 0 | 0 | 8 | 0 | 0 | 0 | 0 | 0 | 0 | 0 | 0 | 0 | 0 | 0 | 8 | 0 |
| Elbert | 0 | 0 | 8 | 0 | 12 | 1 | 1 | 0 | 21 | 0 | 0 | 0 | 1 | 1 | 0 | 0 | 0 | 0 | 1 | 0 | 22 | 0 |
| Emanuel | 0 | 0 | 8 | 0 | 7 | 0 | 2 | 0 | 17 | 0 | 0 | 0 | 0 | 0 | 1 | 1 | 0 | 0 | 1 | 0 | 18 | 0 |
| Evans | 0 | 0 | 7 | 0 | 1 | 0 | 1 | 0 | 9 | 0 | 0 | 0 | 0 | 0 | 0 | 0 | 0 | 0 | 0 | 0 | 9 | 0 |
| Fannin | 0 | 0 | 5 | 0 | 3 | 0 | 1 | 0 | 9 | 0 | 0 | 0 | 0 | 0 | 0 | 0 | 0 | 0 | 0 | 0 | 9 | 0 |
| Fayette | 0 | 0 | 3 | 0 | 3 | 0 | 0 | 0 | 6 | 0 | 0 | 0 | 0 | 0 | 0 | 0 | 0 | 0 | 0 | 0 | 6 | 0 |
| Floyd | 0 | 0 | 26 | 1 | 27 | 1 | 3 | 1 | 56 | 1 | 1 | 13 | 2 | 2 | 2 | 2 | 1 | 4 | 6 | 3 | 62 | 1 |
| Forsyth | 0 | 0 | 7 | 0 | 4 | 0 | 2 | 0 | 13 | 0 | 0 | 0 | 0 | 0 | 1 | 1 | 0 | 0 | 1 | 0 | 14 | 0 |
| Franklin | 0 | 0 | 1 | 0 | 6 | 0 | 0 | 0 | 7 | 0 | 0 | 0 | 0 | 0 | 0 | 0 | 0 | 0 | 0 | 0 | 7 | 0 |
| Fulton | 23 | 16 | 505 | 19 | 370 | 19 | 76 | 17 | 974 | 19 | 0 | 0 | 17 | 15 | 9 | 10 | 3 | 12 | 29 | 12 | 1003 | 18 |
| Gilmer | 0 | 0 | 1 | 0 | 3 | 0 | 2 | 0 | 6 | 0 | 0 | 0 | 0 | 0 | 0 | 0 | 0 | 0 | 0 | 0 | 6 | 0 |
| Glascocock | 0 | 0 | 0 | 0 | 1 | 0 | 0 | 0 | 1 | 0 | 0 | 0 | 0 | 0 | 0 | 0 | 0 | 0 | 0 | 0 | 1 | 0 |
| Glynn | 1 | 1 | 32 | 1 | 22 | 1 | 4 | 1 | 59 | 1 | 0 | 0 | 1 | 1 | 1 | 1 | 0 | 0 | 2 | 1 | 61 | 1 |
| Gordon | 0 | 0 | 20 | 1 | 11 | 1 | 2 | 0 | 33 | 1 | 0 | 0 | 0 | 0 | 1 | 1 | 0 | 0 | 1 | 0 | 34 | 1 |
| Grady | 2 | 1 | 18 | 1 | 8 | 0 | 0 | 0 | 28 | 1 | 0 | 0 | 0 | 0 | 0 | 0 | 0 | 0 | 0 | 0 | 28 | 1 |
| Greene | 0 | 0 | 4 | 0 | 1 | 0 | 2 | 0 | 7 | 0 | 0 | 0 | 0 | 0 | 1 | 1 | 0 | 0 | 1 | 0 | 8 | 0 |
| Gwinnett | 3 | 2 | 68 | 3 | 47 | 2 | 10 | 2 | 128 | 2 | 0 | 0 | 4 | 3 | 2 | 2 | 0 | 0 | 6 | 3 | 134 | 2 |
| Habersham | 0 | 0 | 7 | 0 | 10 | 1 | 0 | 0 | 17 | 0 | 0 | 0 | 0 | 0 | 0 | 0 | 0 | 0 | 0 | 0 | 17 | 0 |
| Hall | 1 | 1 | 21 | 1 | 41 | 2 | 9 | 2 | 72 | 1 | 0 | 0 | 2 | 2 | 2 | 2 | 1 | 4 | 5 | 2 | 77 | 1 |
| Hancock | 0 | 0 | 3 | 0 | 2 | 0 | 1 | 0 | 6 | 0 | 0 | 0 | 0 | 0 | 1 | 1 | 0 | 0 | 1 | 0 | 7 | 0 |
| Haralson | 0 | 0 | 1 | 0 | 1 | 0 | 1 | 0 | 3 | 0 | 0 | 0 | 1 | 1 | 0 | 0 | 0 | 0 | 1 | 0 | 4 | 0 |
| Harris | 1 | 1 | 6 | 0 | 2 | 0 | 0 | 0 | 9 | 0 | 0 | 0 | 0 | 0 | 0 | 0 | 0 | 0 | 0 | 0 | 9 | 0 |

(continued)

Inmate statistical profile

Sample: ACTIVE PRISONERS SERVING LIFE EXCLUDING JAIL
Active inmates 07/17/2002

Requestor: Statistics

Home County by current age & sex (continued)

| Home County | M E N | | | | | | | | W O M E N | | | | | | | | Grand Total | % | | | | |
|-------------|-----------|---|-----------|---|-----------|---|-----------|---|-----------|---|-----------|----|-----------|---|-----------|---|-------------|---|-----------|---|-------------|---|
| | Age 00-21 | % | Age 22-39 | % | Age 40-54 | % | Age 55-99 | % | Men Total | % | Age 00-21 | % | Age 22-39 | % | Age 40-54 | % | | | Age 55-99 | % | Women Total | % |
| Hart | 0 | 0 | 1 | 0 | 3 | 0 | 0 | 0 | 4 | 0 | 0 | 0 | 0 | 0 | 1 | 1 | 0 | 0 | 1 | 0 | 5 | 0 |
| Heard | 0 | 0 | 1 | 0 | 1 | 0 | 2 | 0 | 4 | 0 | 0 | 0 | 0 | 0 | 0 | 0 | 0 | 0 | 0 | 0 | 4 | 0 |
| Henry | 1 | 1 | 19 | 1 | 11 | 1 | 6 | 1 | 37 | 1 | 0 | 0 | 2 | 2 | 2 | 2 | 0 | 0 | 4 | 2 | 41 | 1 |
| Houston | 2 | 1 | 34 | 1 | 25 | 1 | 4 | 1 | 65 | 1 | 0 | 0 | 2 | 2 | 4 | 5 | 0 | 0 | 6 | 3 | 71 | 1 |
| Irwin | 0 | 0 | 4 | 0 | 3 | 0 | 1 | 0 | 8 | 0 | 0 | 0 | 0 | 0 | 0 | 0 | 0 | 0 | 0 | 0 | 8 | 0 |
| Jackson | 0 | 0 | 11 | 0 | 8 | 0 | 9 | 2 | 28 | 1 | 0 | 0 | 0 | 0 | 0 | 0 | 0 | 0 | 0 | 0 | 28 | 1 |
| Jasper | 0 | 0 | 6 | 0 | 2 | 0 | 1 | 0 | 9 | 0 | 0 | 0 | 0 | 0 | 0 | 0 | 0 | 0 | 0 | 0 | 9 | 0 |
| Jeff Davis | 0 | 0 | 6 | 0 | 1 | 0 | 1 | 0 | 8 | 0 | 0 | 0 | 0 | 0 | 0 | 0 | 0 | 0 | 0 | 0 | 8 | 0 |
| Jefferson | 0 | 0 | 4 | 0 | 3 | 0 | 2 | 0 | 9 | 0 | 0 | 0 | 1 | 1 | 0 | 0 | 0 | 0 | 1 | 0 | 10 | 0 |
| Jenkins | 0 | 0 | 0 | 0 | 6 | 0 | 0 | 0 | 6 | 0 | 0 | 0 | 0 | 0 | 0 | 0 | 0 | 0 | 0 | 0 | 6 | 0 |
| Johnson | 0 | 0 | 3 | 0 | 2 | 0 | 0 | 0 | 5 | 0 | 0 | 0 | 0 | 0 | 0 | 0 | 0 | 0 | 0 | 0 | 5 | 0 |
| Jones | 0 | 0 | 1 | 0 | 5 | 0 | 1 | 0 | 7 | 0 | 0 | 0 | 0 | 0 | 0 | 0 | 0 | 0 | 0 | 0 | 7 | 0 |
| Lamar | 0 | 0 | 6 | 0 | 7 | 0 | 2 | 0 | 15 | 0 | 0 | 0 | 0 | 0 | 1 | 1 | 0 | 0 | 1 | 0 | 16 | 0 |
| Laurens | 0 | 0 | 12 | 0 | 11 | 1 | 2 | 0 | 25 | 0 | 0 | 0 | 1 | 1 | 1 | 1 | 0 | 0 | 2 | 1 | 27 | 0 |
| Lee | 0 | 0 | 3 | 0 | 0 | 0 | 0 | 0 | 3 | 0 | 0 | 0 | 0 | 0 | 0 | 0 | 0 | 0 | 0 | 0 | 3 | 0 |
| Liberty | 0 | 0 | 22 | 1 | 8 | 0 | 4 | 1 | 34 | 1 | 0 | 0 | 0 | 0 | 1 | 1 | 0 | 0 | 1 | 0 | 35 | 1 |
| Lincoln | 0 | 0 | 2 | 0 | 3 | 0 | 0 | 0 | 5 | 0 | 0 | 0 | 0 | 0 | 0 | 0 | 0 | 0 | 0 | 0 | 5 | 0 |
| Long | 0 | 0 | 2 | 0 | 3 | 0 | 1 | 0 | 6 | 0 | 0 | 0 | 2 | 2 | 0 | 0 | 0 | 0 | 2 | 1 | 8 | 0 |
| Lowndes | 0 | 0 | 34 | 1 | 23 | 1 | 4 | 1 | 61 | 1 | 0 | 0 | 0 | 0 | 2 | 2 | 1 | 4 | 3 | 1 | 64 | 1 |
| Lumpkin | 2 | 1 | 4 | 0 | 5 | 0 | 1 | 0 | 12 | 0 | 0 | 0 | 0 | 0 | 0 | 0 | 0 | 0 | 0 | 0 | 12 | 0 |
| Macon | 0 | 0 | 12 | 0 | 4 | 0 | 1 | 0 | 17 | 0 | 0 | 0 | 0 | 0 | 1 | 1 | 0 | 0 | 1 | 0 | 18 | 0 |
| Madison | 0 | 0 | 7 | 0 | 6 | 0 | 1 | 0 | 14 | 0 | 0 | 0 | 2 | 2 | 0 | 0 | 0 | 0 | 2 | 1 | 16 | 0 |
| Marion | 0 | 0 | 2 | 0 | 1 | 0 | 0 | 0 | 3 | 0 | 0 | 0 | 0 | 0 | 0 | 0 | 0 | 0 | 0 | 0 | 3 | 0 |
| McDuffie | 1 | 1 | 19 | 1 | 12 | 1 | 4 | 1 | 36 | 1 | 1 | 13 | 0 | 0 | 0 | 0 | 0 | 0 | 1 | 0 | 37 | 1 |
| McIntosh | 1 | 1 | 4 | 0 | 4 | 0 | 0 | 0 | 9 | 0 | 0 | 0 | 0 | 0 | 0 | 0 | 0 | 0 | 0 | 0 | 9 | 0 |
| Meriwether | 1 | 1 | 8 | 0 | 6 | 0 | 4 | 1 | 19 | 0 | 0 | 0 | 1 | 1 | 0 | 0 | 1 | 4 | 2 | 1 | 21 | 0 |
| Miller | 0 | 0 | 2 | 0 | 2 | 0 | 0 | 0 | 4 | 0 | 0 | 0 | 0 | 0 | 0 | 0 | 0 | 0 | 0 | 0 | 4 | 0 |
| Mitchell | 0 | 0 | 10 | 0 | 12 | 1 | 4 | 1 | 26 | 0 | 0 | 0 | 1 | 1 | 0 | 0 | 0 | 0 | 1 | 0 | 27 | 0 |
| Monroe | 0 | 0 | 10 | 0 | 4 | 0 | 0 | 0 | 14 | 0 | 0 | 0 | 0 | 0 | 0 | 0 | 0 | 0 | 0 | 0 | 14 | 0 |
| Montgomery | 0 | 0 | 0 | 0 | 0 | 0 | 0 | 0 | 0 | 0 | 0 | 0 | 0 | 0 | 1 | 1 | 0 | 0 | 1 | 0 | 1 | 0 |
| Morgan | 1 | 1 | 5 | 0 | 3 | 0 | 1 | 0 | 10 | 0 | 0 | 0 | 0 | 0 | 0 | 0 | 0 | 0 | 0 | 0 | 10 | 0 |
| Murray | 0 | 0 | 8 | 0 | 4 | 0 | 3 | 1 | 15 | 0 | 0 | 0 | 1 | 1 | 0 | 0 | 0 | 0 | 1 | 0 | 16 | 0 |
| Muscogee | 1 | 1 | 79 | 3 | 57 | 3 | 13 | 3 | 150 | 3 | 0 | 0 | 3 | 3 | 3 | 3 | 1 | 4 | 7 | 3 | 157 | 3 |
| Newton | 1 | 1 | 35 | 1 | 11 | 1 | 3 | 1 | 50 | 1 | 0 | 0 | 2 | 2 | 0 | 0 | 1 | 4 | 3 | 1 | 53 | 1 |
| Oconee | 0 | 0 | 3 | 0 | 2 | 0 | 0 | 0 | 5 | 0 | 0 | 0 | 0 | 0 | 1 | 1 | 0 | 0 | 1 | 0 | 6 | 0 |

(continued)

Inmate statistical profile

Sample: ACTIVE PRISONERS SERVING LIFE EXCLUDING JAIL
Active inmates 07/17/2002

Requestor: Statistics

Home County by current age & sex (continued)

| Home County | M E N | | | | | | | | W O M E N | | | | | | | | Grand Total | % | | | | |
|-------------|-----------|---|-----------|---|-----------|---|-----------|---|-----------|---|-----------|----|-----------|---|-----------|---|-------------|---|-----------|---|-------------|---|
| | Age 00-21 | % | Age 22-39 | % | Age 40-54 | % | Age 55-99 | % | Men Total | % | Age 00-21 | % | Age 22-39 | % | Age 40-54 | % | | | Age 55-99 | % | Women Total | % |
| Oglethorpe | 0 | 0 | 2 | 0 | 2 | 0 | 0 | 0 | 4 | 0 | 0 | 0 | 1 | 1 | 0 | 0 | 0 | 0 | 1 | 0 | 5 | 0 |
| Paulding | 0 | 0 | 4 | 0 | 6 | 0 | 2 | 0 | 12 | 0 | 0 | 0 | 0 | 0 | 1 | 1 | 1 | 4 | 2 | 1 | 14 | 0 |
| Peach | 0 | 0 | 7 | 0 | 3 | 0 | 0 | 0 | 10 | 0 | 0 | 0 | 1 | 1 | 0 | 0 | 0 | 0 | 1 | 0 | 11 | 0 |
| Pickens | 0 | 0 | 1 | 0 | 3 | 0 | 0 | 0 | 4 | 0 | 0 | 0 | 0 | 0 | 1 | 1 | 0 | 0 | 1 | 0 | 5 | 0 |
| Pierce | 2 | 1 | 2 | 0 | 2 | 0 | 0 | 0 | 6 | 0 | 0 | 0 | 0 | 0 | 0 | 0 | 0 | 0 | 0 | 0 | 6 | 0 |
| Pike | 1 | 1 | 1 | 0 | 0 | 0 | 0 | 0 | 2 | 0 | 0 | 0 | 0 | 0 | 0 | 0 | 0 | 0 | 0 | 0 | 2 | 0 |
| Polk | 1 | 1 | 18 | 1 | 4 | 0 | 4 | 1 | 27 | 1 | 0 | 0 | 0 | 0 | 0 | 0 | 0 | 0 | 0 | 0 | 27 | 0 |
| Pulaski | 0 | 0 | 4 | 0 | 3 | 0 | 0 | 0 | 7 | 0 | 0 | 0 | 1 | 1 | 0 | 0 | 0 | 0 | 1 | 0 | 8 | 0 |
| Putnam | 0 | 0 | 10 | 0 | 12 | 1 | 3 | 1 | 25 | 0 | 0 | 0 | 0 | 0 | 0 | 0 | 0 | 0 | 0 | 0 | 25 | 0 |
| Quitman | 0 | 0 | 2 | 0 | 0 | 0 | 0 | 0 | 2 | 0 | 0 | 0 | 0 | 0 | 0 | 0 | 0 | 0 | 0 | 0 | 2 | 0 |
| Rabun | 0 | 0 | 5 | 0 | 3 | 0 | 0 | 0 | 8 | 0 | 0 | 0 | 0 | 0 | 0 | 0 | 0 | 0 | 0 | 0 | 8 | 0 |
| Randolph | 0 | 0 | 3 | 0 | 3 | 0 | 1 | 0 | 7 | 0 | 0 | 0 | 0 | 0 | 0 | 0 | 0 | 0 | 0 | 0 | 7 | 0 |
| Richmond | 10 | 7 | 145 | 5 | 75 | 4 | 13 | 3 | 243 | 5 | 0 | 0 | 9 | 8 | 6 | 7 | 1 | 4 | 16 | 7 | 259 | 5 |
| Rockdale | 1 | 1 | 9 | 0 | 9 | 0 | 3 | 1 | 22 | 0 | 0 | 0 | 1 | 1 | 0 | 0 | 0 | 0 | 1 | 0 | 23 | 0 |
| Schley | 0 | 0 | 2 | 0 | 1 | 0 | 0 | 0 | 3 | 0 | 0 | 0 | 0 | 0 | 0 | 0 | 0 | 0 | 0 | 0 | 3 | 0 |
| Screven | 0 | 0 | 3 | 0 | 1 | 0 | 3 | 1 | 7 | 0 | 0 | 0 | 0 | 0 | 0 | 0 | 0 | 0 | 0 | 0 | 7 | 0 |
| Seminole | 0 | 0 | 5 | 0 | 4 | 0 | 1 | 0 | 10 | 0 | 0 | 0 | 1 | 1 | 0 | 0 | 0 | 0 | 1 | 0 | 11 | 0 |
| Spalding | 3 | 2 | 35 | 1 | 26 | 1 | 5 | 1 | 69 | 1 | 1 | 13 | 2 | 2 | 0 | 0 | 2 | 8 | 5 | 2 | 74 | 1 |
| Stephens | 0 | 0 | 4 | 0 | 5 | 0 | 4 | 1 | 13 | 0 | 0 | 0 | 0 | 0 | 0 | 0 | 0 | 0 | 0 | 0 | 13 | 0 |
| Stewart | 0 | 0 | 2 | 0 | 1 | 0 | 0 | 0 | 3 | 0 | 0 | 0 | 0 | 0 | 0 | 0 | 0 | 0 | 0 | 0 | 3 | 0 |
| Sumter | 1 | 1 | 3 | 0 | 14 | 1 | 3 | 1 | 21 | 0 | 0 | 0 | 0 | 0 | 0 | 0 | 0 | 0 | 0 | 0 | 21 | 0 |
| Talbot | 2 | 1 | 4 | 0 | 1 | 0 | 0 | 0 | 7 | 0 | 0 | 0 | 0 | 0 | 1 | 1 | 0 | 0 | 1 | 0 | 8 | 0 |
| Taliaferro | 0 | 0 | 0 | 0 | 1 | 0 | 0 | 0 | 1 | 0 | 0 | 0 | 0 | 0 | 0 | 0 | 0 | 0 | 0 | 0 | 1 | 0 |
| Tattnall | 0 | 0 | 16 | 1 | 4 | 0 | 0 | 0 | 20 | 0 | 0 | 0 | 0 | 0 | 1 | 1 | 0 | 0 | 1 | 0 | 21 | 0 |
| Taylor | 1 | 1 | 11 | 0 | 4 | 0 | 1 | 0 | 17 | 0 | 0 | 0 | 0 | 0 | 0 | 0 | 0 | 0 | 0 | 0 | 17 | 0 |
| Telfair | 1 | 1 | 6 | 0 | 2 | 0 | 1 | 0 | 10 | 0 | 0 | 0 | 0 | 0 | 1 | 1 | 0 | 0 | 1 | 0 | 11 | 0 |
| Terrell | 0 | 0 | 13 | 0 | 1 | 0 | 0 | 0 | 14 | 0 | 0 | 0 | 0 | 0 | 0 | 0 | 0 | 0 | 0 | 0 | 14 | 0 |
| Thomas | 2 | 1 | 13 | 0 | 15 | 1 | 6 | 1 | 36 | 1 | 0 | 0 | 0 | 0 | 2 | 2 | 0 | 0 | 2 | 1 | 38 | 1 |
| Tift | 2 | 1 | 26 | 1 | 22 | 1 | 3 | 1 | 53 | 1 | 0 | 0 | 0 | 0 | 0 | 0 | 1 | 4 | 1 | 0 | 54 | 1 |
| Toombs | 0 | 0 | 13 | 0 | 12 | 1 | 0 | 0 | 25 | 0 | 0 | 0 | 1 | 1 | 0 | 0 | 0 | 0 | 1 | 0 | 26 | 0 |
| Treutlen | 0 | 0 | 3 | 0 | 3 | 0 | 0 | 0 | 6 | 0 | 0 | 0 | 0 | 0 | 0 | 0 | 0 | 0 | 0 | 0 | 6 | 0 |
| Troup | 3 | 2 | 19 | 1 | 20 | 1 | 5 | 1 | 47 | 1 | 0 | 0 | 1 | 1 | 1 | 1 | 0 | 0 | 2 | 1 | 49 | 1 |
| Turner | 0 | 0 | 8 | 0 | 5 | 0 | 0 | 0 | 13 | 0 | 0 | 0 | 0 | 0 | 0 | 0 | 0 | 0 | 0 | 0 | 13 | 0 |
| Twiggs | 0 | 0 | 4 | 0 | 4 | 0 | 0 | 0 | 8 | 0 | 0 | 0 | 0 | 0 | 0 | 0 | 0 | 0 | 0 | 0 | 8 | 0 |
| Upson | 2 | 1 | 7 | 0 | 5 | 0 | 0 | 0 | 14 | 0 | 0 | 0 | 0 | 0 | 1 | 1 | 0 | 0 | 1 | 0 | 15 | 0 |

(continued)

Inmate statistical profile

Sample: ACTIVE PRISONERS SERVING LIFE EXCLUDING JAIL
Active inmates 07/17/2002

Requestor: Statistics

Home County by current age & sex (continued)

| Home County | M E N | | | | | | | | W O M E N | | | | | | | | Grand Total | % | | | | |
|------------------|-----------|-----|-----------|-----|-----------|-----|-----------|-----|-----------|-----|-----------|-----|-----------|-----|-----------|-----|-------------|-----|-----------|-----|-------------|-----|
| | Age 00-21 | | Age 22-39 | | Age 40-54 | | Age 55-99 | | Men Total | | Age 00-21 | | Age 22-39 | | Age 40-54 | | | | Age 55-99 | | Women Total | |
| Walker | 1 | 1 | 13 | 0 | 9 | 0 | 3 | 1 | 26 | 0 | 0 | 0 | 1 | 1 | 1 | 1 | 0 | 0 | 2 | 1 | 28 | 1 |
| Walton | 1 | 1 | 19 | 1 | 19 | 1 | 3 | 1 | 42 | 1 | 0 | 0 | 0 | 0 | 0 | 0 | 1 | 4 | 1 | 0 | 43 | 1 |
| Ware | 0 | 0 | 13 | 0 | 12 | 1 | 5 | 1 | 30 | 1 | 0 | 0 | 0 | 0 | 0 | 0 | 0 | 0 | 0 | 0 | 30 | 1 |
| Warren | 0 | 0 | 2 | 0 | 6 | 0 | 1 | 0 | 9 | 0 | 0 | 0 | 0 | 0 | 0 | 0 | 0 | 0 | 0 | 0 | 9 | 0 |
| Washington | 0 | 0 | 8 | 0 | 9 | 0 | 1 | 0 | 18 | 0 | 0 | 0 | 2 | 2 | 0 | 0 | 0 | 0 | 2 | 1 | 20 | 0 |
| Wayne | 0 | 0 | 7 | 0 | 11 | 1 | 3 | 1 | 21 | 0 | 0 | 0 | 1 | 1 | 0 | 0 | 0 | 0 | 1 | 0 | 22 | 0 |
| Webster | 0 | 0 | 3 | 0 | 0 | 0 | 0 | 0 | 3 | 0 | 0 | 0 | 0 | 0 | 0 | 0 | 0 | 0 | 0 | 0 | 3 | 0 |
| Wheeler | 0 | 0 | 1 | 0 | 2 | 0 | 2 | 0 | 5 | 0 | 0 | 0 | 0 | 0 | 0 | 0 | 0 | 0 | 0 | 0 | 5 | 0 |
| White | 0 | 0 | 3 | 0 | 2 | 0 | 1 | 0 | 6 | 0 | 0 | 0 | 0 | 0 | 0 | 0 | 0 | 0 | 0 | 0 | 6 | 0 |
| Whitfield | 1 | 1 | 9 | 0 | 26 | 1 | 8 | 2 | 44 | 1 | 0 | 0 | 2 | 2 | 0 | 0 | 0 | 0 | 2 | 1 | 46 | 1 |
| Wilcox | 0 | 0 | 0 | 0 | 4 | 0 | 1 | 0 | 5 | 0 | 1 | 13 | 0 | 0 | 0 | 0 | 0 | 0 | 1 | 0 | 6 | 0 |
| Wilkes | 0 | 0 | 1 | 0 | 4 | 0 | 2 | 0 | 7 | 0 | 0 | 0 | 0 | 0 | 0 | 0 | 0 | 0 | 0 | 0 | 7 | 0 |
| Wilkinson | 0 | 0 | 6 | 0 | 4 | 0 | 0 | 0 | 10 | 0 | 0 | 0 | 0 | 0 | 0 | 0 | 0 | 0 | 0 | 0 | 10 | 0 |
| Worth | 0 | 0 | 10 | 0 | 6 | 0 | 1 | 0 | 17 | 0 | 0 | 0 | 1 | 1 | 0 | 0 | 0 | 0 | 1 | 0 | 18 | 0 |
| Total reported | 143 | 100 | 2662 | 100 | 1986 | 100 | 438 | 100 | 5229 | 100 | 8 | 100 | 115 | 100 | 86 | 100 | 26 | 100 | 235 | 100 | 5464 | 100 |
| Percent reported | 92.3 | | 90.5 | | 89.5 | | 87.6 | | 89.9 | | 88.9 | | 93.5 | | 90.5 | | 96.3 | | 92.5 | | 90.0 | |
| Not reported | 12 | | 280 | | 234 | | 62 | | 588 | | 1 | | 8 | | 9 | | 1 | | 19 | | 607 | |
| Total | 155 | | 2942 | | 2220 | | 500 | | 5817 | | 9 | | 123 | | 95 | | 27 | | 254 | | 6071 | |

Georgia Department of Corrections
Office of Planning and Analysis
Inmate statistical profile

Sample: ACTIVE PRISONERS SERVING LIFE EXCLUDING JAIL
Active inmates 07/17/2002

Requestor: Statistics

Prison Sentence In Years by current age & sex

| Sentence In Years | M E N | | | | | | W O M E N | | | | | | Grand Total % | | |
|---------------------------------|-------------|-------------|-------------|-------------|-------------|-------------|-------------|-------------|-------------|---------------|----------|-----|---------------|-----|-----|
| | Age 00-21 % | Age 22-39 % | Age 40-54 % | Age 55-99 % | Men Total % | Age 00-21 % | Age 22-39 % | Age 40-54 % | Age 55-99 % | Women Total % | | | | | |
| 0-1 | 0 0 | 0 0 | 0 0 | 0 0 | 0 0 | 0 0 | 0 0 | 0 0 | 0 0 | 0 0 | 0 0 | 0 0 | 0 0 | 0 0 | 0 0 |
| 1.1-2 | 0 0 | 0 0 | 0 0 | 0 0 | 0 0 | 0 0 | 0 0 | 0 0 | 0 0 | 0 0 | 0 0 | 0 0 | 0 0 | 0 0 | 0 0 |
| 2.1-3 | 0 0 | 0 0 | 0 0 | 0 0 | 0 0 | 0 0 | 0 0 | 0 0 | 0 0 | 0 0 | 0 0 | 0 0 | 0 0 | 0 0 | 0 0 |
| 3.1-4 | 0 0 | 0 0 | 0 0 | 0 0 | 0 0 | 0 0 | 0 0 | 0 0 | 0 0 | 0 0 | 0 0 | 0 0 | 0 0 | 0 0 | 0 0 |
| 4.1-5 | 0 0 | 0 0 | 0 0 | 0 0 | 0 0 | 0 0 | 0 0 | 0 0 | 0 0 | 0 0 | 0 0 | 0 0 | 0 0 | 0 0 | 0 0 |
| 5.1-6 | 0 0 | 0 0 | 0 0 | 0 0 | 0 0 | 0 0 | 0 0 | 0 0 | 0 0 | 0 0 | 0 0 | 0 0 | 0 0 | 0 0 | 0 0 |
| 6.1-7 | 0 0 | 0 0 | 0 0 | 0 0 | 0 0 | 0 0 | 0 0 | 0 0 | 0 0 | 0 0 | 0 0 | 0 0 | 0 0 | 0 0 | 0 0 |
| 7.1-8 | 0 0 | 0 0 | 0 0 | 0 0 | 0 0 | 0 0 | 0 0 | 0 0 | 0 0 | 0 0 | 0 0 | 0 0 | 0 0 | 0 0 | 0 0 |
| 8.1-9 | 0 0 | 0 0 | 0 0 | 0 0 | 0 0 | 0 0 | 0 0 | 0 0 | 0 0 | 0 0 | 0 0 | 0 0 | 0 0 | 0 0 | 0 0 |
| 9.1-10 | 0 0 | 0 0 | 0 0 | 0 0 | 0 0 | 0 0 | 0 0 | 0 0 | 0 0 | 0 0 | 0 0 | 0 0 | 0 0 | 0 0 | 0 0 |
| 10.1-12 | 0 0 | 0 0 | 0 0 | 0 0 | 0 0 | 0 0 | 0 0 | 0 0 | 0 0 | 0 0 | 0 0 | 0 0 | 0 0 | 0 0 | 0 0 |
| 12.1-15 | 0 0 | 0 0 | 0 0 | 0 0 | 0 0 | 0 0 | 0 0 | 0 0 | 0 0 | 0 0 | 0 0 | 0 0 | 0 0 | 0 0 | 0 0 |
| 15.1-20 | 0 0 | 0 0 | 0 0 | 0 0 | 0 0 | 0 0 | 0 0 | 0 0 | 0 0 | 0 0 | 0 0 | 0 0 | 0 0 | 0 0 | 0 0 |
| 20.1-OVER | 0 0 | 0 0 | 0 0 | 0 0 | 0 0 | 0 0 | 0 0 | 0 0 | 0 0 | 0 0 | 0 0 | 0 0 | 0 0 | 0 0 | 0 0 |
| LIFE | 155 100 | 2942 100 | 2220 100 | 500 100 | 5817 100 | 9 100 | 123 100 | 95 100 | 27 100 | 254 100 | 6071 100 | | | | |
| DEATH | 0 0 | 0 0 | 0 0 | 0 0 | 0 0 | 0 0 | 0 0 | 0 0 | 0 0 | 0 0 | 0 0 | | | | |
| LIFE W/O PAROLE | 0 0 | 0 0 | 0 0 | 0 0 | 0 0 | 0 0 | 0 0 | 0 0 | 0 0 | 0 0 | 0 0 | | | | |
| YOUTHFUL OFFENDERS | 0 0 | 0 0 | 0 0 | 0 0 | 0 0 | 0 0 | 0 0 | 0 0 | 0 0 | 0 0 | 0 0 | | | | |
| Total reported | 155 100 | 2942 100 | 2220 100 | 500 100 | 5817 100 | 9 100 | 123 100 | 95 100 | 27 100 | 254 100 | 6071 100 | | | | |
| Percent reported | 100.0 | 100.0 | 100.0 | 100.0 | 100.0 | 100.0 | 100.0 | 100.0 | 100.0 | 100.0 | 100.0 | | | | |
| NOT REPORTED | 0 | 0 | 0 | 0 | 0 | 0 | 0 | 0 | 0 | 0 | 0 | | | | |
| Total | 155 | 2942 | 2220 | 500 | 5817 | 9 | 123 | 95 | 27 | 254 | 6071 | | | | |
| AVG EXCLUDING LIFE, DEATH, YO | .00 | .00 | .00 | .00 | .00 | .00 | .00 | .00 | .00 | .00 | .00 | | | | |
| AVG INCLUDING LIFE=21, YO=3 YRS | 21.00 | 21.00 | 21.00 | 21.00 | 21.00 | 21.00 | 21.00 | 21.00 | 21.00 | 21.00 | 21.00 | | | | |

Inmate statistical profile

Sample: ACTIVE PRISONERS SERVING LIFE EXCLUDING JAIL
Active inmates 07/17/2002

Requestor: Statistics

Probation To Follow Prison by current age & sex

| Prob After Prison | M E N | | | | | | | | W O M E N | | | | | | | | Grand Total % | | | | | |
|---------------------|-------------|-----|-------------|-----|-------------|-----|-------------|-----|-------------|-----|-------------|-----|-------------|-----|-------------|-----|---------------|-------------|-------|---------------|-------|-----|
| | Age 00-21 % | | Age 22-39 % | | Age 40-54 % | | Age 55-99 % | | Men Total % | | Age 00-21 % | | Age 22-39 % | | Age 40-54 % | | | Age 55-99 % | | Women Total % | | |
| PROBATION TO FOLLOW | 4 | 3 | 247 | 8 | 200 | 9 | 43 | 9 | 494 | 8 | 0 | 0 | 4 | 3 | 5 | 5 | 1 | 4 | 10 | 4 | 504 | 8 |
| NO PROBATION | 151 | 97 | 2695 | 92 | 2020 | 91 | 457 | 91 | 5323 | 92 | 9 | 100 | 119 | 97 | 90 | 95 | 26 | 96 | 244 | 96 | 5567 | 92 |
| Total reported | 155 | 100 | 2942 | 100 | 2220 | 100 | 500 | 100 | 5817 | 100 | 9 | 100 | 123 | 100 | 95 | 100 | 27 | 100 | 254 | 100 | 6071 | 100 |
| Percent reported | 100.0 | | 100.0 | | 100.0 | | 100.0 | | 100.0 | | 100.0 | | 100.0 | | 100.0 | | 100.0 | | 100.0 | | 100.0 | |
| NOT REPORTED | 0 | | 0 | | 0 | | 0 | | 0 | | 0 | | 0 | | 0 | | 0 | | 0 | | 0 | |
| Total | 155 | | 2942 | | 2220 | | 500 | | 5817 | | 9 | | 123 | | 95 | | 27 | | 254 | | 6071 | |

Inmate statistical profile

Sample: ACTIVE PRISONERS SERVING LIFE EXCLUDING JAIL
Active inmates 07/17/2002

Requestor: Statistics

Admission Type by current age & sex

| Admission Type | M E N | | | | | | | | W O M E N | | | | | | | | Grand Total % |
|----------------------|-------------|-------------|-------------|-------------|-------------|-------------|-------------|-------------|-------------|---------------|----------|--|--|--|--|--|---------------|
| | Age 00-21 % | Age 22-39 % | Age 40-54 % | Age 55-99 % | Men Total % | Age 00-21 % | Age 22-39 % | Age 40-54 % | Age 55-99 % | Women Total % | | | | | | | |
| COMMITTED FROM COURT | 152 98 | 2475 84 | 1674 75 | 352 70 | 4653 80 | 9 100 | 115 93 | 85 89 | 27 100 | 236 93 | 4889 81 | | | | | | |
| RETURN APPEAL/BOND | 0 0 | 2 0 | 1 0 | 0 0 | 3 0 | 0 0 | 0 0 | 0 0 | 0 0 | 0 0 | 3 0 | | | | | | |
| PAROLE REV/NEW SENT | 0 0 | 291 10 | 323 15 | 91 18 | 705 12 | 0 0 | 5 4 | 7 7 | 0 0 | 12 5 | 717 12 | | | | | | |
| PAR REV/NO NEW SENT | 0 0 | 17 1 | 62 3 | 17 3 | 96 2 | 0 0 | 1 1 | 1 1 | 0 0 | 2 1 | 98 2 | | | | | | |
| PROB VIOL/TOTAL REV | 0 0 | 0 0 | 0 0 | 0 0 | 0 0 | 0 0 | 0 0 | 0 0 | 0 0 | 0 0 | 0 0 | | | | | | |
| PROB VIOL/PARTIAL | 0 0 | 20 1 | 49 2 | 4 1 | 73 1 | 0 0 | 0 0 | 0 0 | 0 0 | 0 0 | 73 1 | | | | | | |
| ADMIT FM OTHER CUST | 0 0 | 2 0 | 1 0 | 5 1 | 8 0 | 0 0 | 0 0 | 0 0 | 0 0 | 0 0 | 8 0 | | | | | | |
| SHOCK INCARCERATION | 0 0 | 0 0 | 0 0 | 0 0 | 0 0 | 0 0 | 0 0 | 0 0 | 0 0 | 0 0 | 0 0 | | | | | | |
| PROB REV/REMAINDER | 3 2 | 108 4 | 52 2 | 5 1 | 168 3 | 0 0 | 2 2 | 2 2 | 0 0 | 4 2 | 172 3 | | | | | | |
| NEW SENT/PAR REV PND | 0 0 | 2 0 | 4 0 | 1 0 | 7 0 | 0 0 | 0 0 | 0 0 | 0 0 | 0 0 | 7 0 | | | | | | |
| LIFE W/O PAROLE | 0 0 | 8 0 | 3 0 | 0 0 | 11 0 | 0 0 | 0 0 | 0 0 | 0 0 | 0 0 | 11 0 | | | | | | |
| PAROLE REV BOOT CAMP | 0 0 | 1 0 | 1 0 | 0 0 | 2 0 | 0 0 | 0 0 | 0 0 | 0 0 | 0 0 | 2 0 | | | | | | |
| PAR REV/RSN UNKNOWN | 0 0 | 9 0 | 39 2 | 25 5 | 73 1 | 0 0 | 0 0 | 0 0 | 0 0 | 0 0 | 73 1 | | | | | | |
| PROBATION/PAROLE REV | 0 0 | 0 0 | 0 0 | 0 0 | 0 0 | 0 0 | 0 0 | 0 0 | 0 0 | 0 0 | 0 0 | | | | | | |
| PB PAROLE RESCINDED | 0 0 | 0 0 | 0 0 | 0 0 | 0 0 | 0 0 | 0 0 | 0 0 | 0 0 | 0 0 | 0 0 | | | | | | |
| PROB REVOC/SPEC COND | 0 0 | 0 0 | 0 0 | 0 0 | 0 0 | 0 0 | 0 0 | 0 0 | 0 0 | 0 0 | 0 0 | | | | | | |
| PAR REV/REVOC CENTER | 0 0 | 6 0 | 10 0 | 0 0 | 16 0 | 0 0 | 0 0 | 0 0 | 0 0 | 0 0 | 16 0 | | | | | | |
| INFORMATION ONLY | 0 0 | 0 0 | 0 0 | 0 0 | 0 0 | 0 0 | 0 0 | 0 0 | 0 0 | 0 0 | 0 0 | | | | | | |
| INCOMPLETE SENT PKG | 0 0 | 0 0 | 0 0 | 0 0 | 0 0 | 0 0 | 0 0 | 0 0 | 0 0 | 0 0 | 0 0 | | | | | | |
| HANCOCK REVOC CENTER | 0 0 | 0 0 | 0 0 | 0 0 | 0 0 | 0 0 | 0 0 | 0 0 | 0 0 | 0 0 | 0 0 | | | | | | |
| WHITWORTH DETENTION | 0 0 | 0 0 | 1 0 | 0 0 | 1 0 | 0 0 | 0 0 | 0 0 | 0 0 | 0 0 | 1 0 | | | | | | |
| DCYS AT RISK | 0 0 | 0 0 | 0 0 | 0 0 | 0 0 | 0 0 | 0 0 | 0 0 | 0 0 | 0 0 | 0 0 | | | | | | |
| OTHER | 0 0 | 0 0 | 0 0 | 0 0 | 0 0 | 0 0 | 0 0 | 0 0 | 0 0 | 0 0 | 0 0 | | | | | | |
| Total reported | 155 100 | 2941 100 | 2220 100 | 500 100 | 5816 100 | 9 100 | 123 100 | 95 100 | 27 100 | 254 100 | 6070 100 | | | | | | |
| Percent reported | 100.0 | 100.0 | 100.0 | 100.0 | 100.0 | 100.0 | 100.0 | 100.0 | 100.0 | 100.0 | 100.0 | | | | | | |
| UNKNOWN | 0 | 1 | 0 | 0 | 1 | 0 | 0 | 0 | 0 | 0 | 1 | | | | | | |
| Total | 155 | 2942 | 2220 | 500 | 5817 | 9 | 123 | 95 | 27 | 254 | 6071 | | | | | | |

Inmate statistical profile

Sample: ACTIVE PRISONERS SERVING LIFE EXCLUDING JAIL
Active inmates 07/17/2002

Requestor: Statistics

Release Type by current age & sex

| Release Type | M E N | | | | | | | | W O M E N | | | | | | | | Grand Total % | | | | | |
|--------------|-----------|-----|-----------|-----|-----------|-----|-----------|-----|-----------|-----|-----------|-----|-----------|-----|-----------|-----|---------------|-----------|-----|-------------|------|-----|
| | Age 00-21 | | Age 22-39 | | Age 40-54 | | Age 55-99 | | Men Total | | Age 00-21 | | Age 22-39 | | Age 40-54 | | | Age 55-99 | | Women Total | | |
| PAROLE | 0 | 0 | 1 | 0 | 0 | 0 | 0 | 0 | 1 | 0 | 0 | 0 | 0 | 0 | 0 | 0 | 0 | 0 | 0 | 0 | 1 | 0 |
| Active | 155 | 100 | 2942 | 100 | 2220 | 100 | 500 | 100 | 5817 | 100 | 9 | 100 | 123 | 100 | 95 | 100 | 27 | 100 | 254 | 100 | 6071 | 100 |
| Total | 155 | | 2942 | | 2220 | | 500 | | 5817 | | 9 | | 123 | | 95 | | 27 | | 254 | | 6071 | |

Inmate statistical profile

Sample: ACTIVE PRISONERS SERVING LIFE EXCLUDING JAIL
Active inmates 07/17/2002

Requestor: Statistics

Inst By Group by current age & sex

| Inst By Group | M E N | | | | | | | | W O M E N | | | | | | | | Grand Total % | | | | | |
|----------------------|-------------|-------------|-------------|-------------|-------|-----|-------------|-------------|-------------|-------------|-------|-----|-------|-----|-------|-----|---------------|-----|-------|-----|-------|-----|
| | Age 00-21 % | Age 22-39 % | Age 40-54 % | Age 55-99 % | Men | | Age 00-21 % | Age 22-39 % | Age 40-54 % | Age 55-99 % | Women | | | | | | | | | | | |
| County jails | 0 | 0 | 0 | 0 | 0 | 0 | 0 | 0 | 0 | 0 | 0 | 0 | 0 | 0 | 0 | 0 | 0 | | | | | |
| Transitional centers | 0 | 0 | 9 | 0 | 19 | 1 | 3 | 1 | 31 | 1 | 0 | 0 | 2 | 2 | 1 | 1 | 0 | 0 | 3 | 1 | 34 | 1 |
| County camps | 0 | 0 | 7 | 0 | 10 | 0 | 1 | 0 | 18 | 0 | 0 | 0 | 0 | 0 | 0 | 0 | 0 | 0 | 0 | 0 | 18 | 0 |
| Inmate boot camps | 0 | 0 | 0 | 0 | 0 | 0 | 0 | 0 | 0 | 0 | 0 | 0 | 0 | 0 | 0 | 0 | 0 | 0 | 0 | 0 | 0 | 0 |
| State prisons | 155 | 100 | 2804 | 95 | 2099 | 95 | 481 | 96 | 5539 | 95 | 9 | 100 | 121 | 98 | 94 | 99 | 27 | 100 | 251 | 99 | 5790 | 95 |
| Private prisons | 0 | 0 | 120 | 4 | 91 | 4 | 15 | 3 | 226 | 4 | 0 | 0 | 0 | 0 | 0 | 0 | 0 | 0 | 0 | 0 | 226 | 4 |
| Other | 0 | 0 | 2 | 0 | 1 | 0 | 0 | 0 | 3 | 0 | 0 | 0 | 0 | 0 | 0 | 0 | 0 | 0 | 0 | 0 | 3 | 0 |
| Total reported | 155 | 100 | 2942 | 100 | 2220 | 100 | 500 | 100 | 5817 | 100 | 9 | 100 | 123 | 100 | 95 | 100 | 27 | 100 | 254 | 100 | 6071 | 100 |
| Percent reported | 100.0 | | 100.0 | | 100.0 | | 100.0 | | 100.0 | | 100.0 | | 100.0 | | 100.0 | | 100.0 | | 100.0 | | 100.0 | |
| Not reported | 0 | | 0 | | 0 | | 0 | | 0 | | 0 | | 0 | | 0 | | 0 | | 0 | | 0 | |
| Total | 155 | | 2942 | | 2220 | | 500 | | 5817 | | 9 | | 123 | | 95 | | 27 | | 254 | | 6071 | |

Inmate statistical profile

Sample: ACTIVE PRISONERS SERVING LIFE EXCLUDING JAIL
Active inmates 07/17/2002

Requestor: Statistics

Institution by current age & sex

| Institution | M E N | | | | | | | | W O M E N | | | | | | | | Grand Total | % | | | |
|----------------------|--------------|----|--------------|---|--------------|---|--------------|----|--------------|---|--------------|---|--------------|---|--------------|---|----------------|---|--------------|-----|----------------|
| | Age 00-21 | % | Age 22-39 | % | Age 40-54 | % | Age 55-99 | % | Men Total | % | Age 00-21 | % | Age 22-39 | % | Age 40-54 | % | | | Age 55-99 | % | Women Total |
| Albany Trans Ctr | 0 | 0 | 0 | 0 | 0 | 0 | 1 | 0 | 1 | 0 | 0 | 0 | 0 | 0 | 0 | 0 | 0 | 0 | 0 | 1 | 0 |
| Atlanta Trans Ctr(M) | 0 | 0 | 6 | 0 | 13 | 1 | 2 | 0 | 21 | 0 | 0 | 0 | 0 | 0 | 0 | 0 | 0 | 0 | 0 | 21 | 0 |
| Macon Trans Ctr | 0 | 0 | 3 | 0 | 4 | 0 | 0 | 0 | 7 | 0 | 0 | 0 | 0 | 0 | 0 | 0 | 0 | 0 | 0 | 7 | 0 |
| Metro Trans Ctr (W) | 0 | 0 | 0 | 0 | 0 | 0 | 0 | 0 | 0 | 0 | 0 | 2 | 2 | 1 | 1 | 0 | 0 | 3 | 1 | 3 | 0 |
| Savannah Mens TC | 0 | 0 | 0 | 0 | 2 | 0 | 0 | 0 | 2 | 0 | 0 | 0 | 0 | 0 | 0 | 0 | 0 | 0 | 0 | 2 | 0 |
| Central State Hosp | 0 | 0 | 2 | 0 | 1 | 0 | 0 | 0 | 3 | 0 | 0 | 0 | 0 | 0 | 0 | 0 | 0 | 0 | 0 | 3 | 0 |
| Carroll County | 0 | 0 | 1 | 0 | 0 | 0 | 0 | 0 | 1 | 0 | 0 | 0 | 0 | 0 | 0 | 0 | 0 | 0 | 0 | 1 | 0 |
| Colquitt County | 0 | 0 | 0 | 0 | 1 | 0 | 0 | 0 | 1 | 0 | 0 | 0 | 0 | 0 | 0 | 0 | 0 | 0 | 0 | 1 | 0 |
| Coweta County | 0 | 0 | 0 | 0 | 1 | 0 | 0 | 0 | 1 | 0 | 0 | 0 | 0 | 0 | 0 | 0 | 0 | 0 | 0 | 1 | 0 |
| Hall County | 0 | 0 | 1 | 0 | 1 | 0 | 0 | 0 | 2 | 0 | 0 | 0 | 0 | 0 | 0 | 0 | 0 | 0 | 0 | 2 | 0 |
| Jackson County | 0 | 0 | 0 | 0 | 0 | 0 | 1 | 0 | 1 | 0 | 0 | 0 | 0 | 0 | 0 | 0 | 0 | 0 | 0 | 1 | 0 |
| Jefferson County | 0 | 0 | 0 | 0 | 2 | 0 | 0 | 0 | 2 | 0 | 0 | 0 | 0 | 0 | 0 | 0 | 0 | 0 | 0 | 2 | 0 |
| Mitchell County | 0 | 0 | 0 | 0 | 1 | 0 | 0 | 0 | 1 | 0 | 0 | 0 | 0 | 0 | 0 | 0 | 0 | 0 | 0 | 1 | 0 |
| Muscogee County | 0 | 0 | 0 | 0 | 1 | 0 | 0 | 0 | 1 | 0 | 0 | 0 | 0 | 0 | 0 | 0 | 0 | 0 | 0 | 1 | 0 |
| Richmond County | 0 | 0 | 1 | 0 | 0 | 0 | 0 | 0 | 1 | 0 | 0 | 0 | 0 | 0 | 0 | 0 | 0 | 0 | 0 | 1 | 0 |
| Screven County | 0 | 0 | 0 | 0 | 1 | 0 | 0 | 0 | 1 | 0 | 0 | 0 | 0 | 0 | 0 | 0 | 0 | 0 | 0 | 1 | 0 |
| Spalding County | 0 | 0 | 1 | 0 | 1 | 0 | 0 | 0 | 2 | 0 | 0 | 0 | 0 | 0 | 0 | 0 | 0 | 0 | 0 | 2 | 0 |
| Sumter County | 0 | 0 | 2 | 0 | 0 | 0 | 0 | 0 | 2 | 0 | 0 | 0 | 0 | 0 | 0 | 0 | 0 | 0 | 0 | 2 | 0 |
| Clayton County | 0 | 0 | 1 | 0 | 1 | 0 | 0 | 0 | 2 | 0 | 0 | 0 | 0 | 0 | 0 | 0 | 0 | 0 | 0 | 2 | 0 |
| Ware Prison | 11 | 7 | 169 | 6 | 92 | 4 | 11 | 2 | 283 | 5 | 0 | 0 | 0 | 0 | 0 | 0 | 0 | 0 | 0 | 283 | 5 |
| Lowndes Prison | 0 | 0 | 4 | 0 | 5 | 0 | 0 | 0 | 9 | 0 | 0 | 0 | 0 | 0 | 0 | 0 | 0 | 0 | 0 | 9 | 0 |
| Dodge Prison | 0 | 0 | 45 | 2 | 71 | 3 | 9 | 2 | 125 | 2 | 0 | 0 | 0 | 0 | 0 | 0 | 0 | 0 | 0 | 125 | 2 |
| Phillips Prison | 4 | 3 | 112 | 4 | 108 | 5 | 26 | 5 | 250 | 4 | 0 | 0 | 0 | 0 | 0 | 0 | 0 | 0 | 0 | 250 | 4 |
| Walker Prison | 0 | 0 | 12 | 0 | 28 | 1 | 7 | 1 | 47 | 1 | 0 | 0 | 0 | 0 | 0 | 0 | 0 | 0 | 0 | 47 | 1 |
| Wayne Prison | 0 | 0 | 2 | 0 | 4 | 0 | 0 | 0 | 6 | 0 | 0 | 0 | 0 | 0 | 0 | 0 | 0 | 0 | 0 | 6 | 0 |
| Arrendale Prison | 29 | 19 | 117 | 4 | 34 | 2 | 3 | 1 | 183 | 3 | 0 | 0 | 0 | 0 | 0 | 0 | 0 | 0 | 0 | 183 | 3 |
| Montgomery Prison | 0 | 0 | 6 | 0 | 8 | 0 | 3 | 1 | 17 | 0 | 0 | 0 | 0 | 0 | 0 | 0 | 0 | 0 | 0 | 17 | 0 |
| Lee Prison | 0 | 0 | 38 | 1 | 34 | 2 | 3 | 1 | 75 | 1 | 0 | 0 | 0 | 0 | 0 | 0 | 0 | 0 | 0 | 75 | 1 |
| Putnam Prison | 0 | 0 | 2 | 0 | 0 | 0 | 0 | 0 | 2 | 0 | 0 | 0 | 0 | 0 | 0 | 0 | 0 | 0 | 0 | 2 | 0 |
| Georgia State Prison | 5 | 3 | 253 | 9 | 198 | 9 | 27 | 5 | 483 | 8 | 0 | 0 | 0 | 0 | 0 | 0 | 0 | 0 | 0 | 483 | 8 |
| Mens Prison | 0 | 0 | 9 | 0 | 43 | 2 | 75 | 15 | 127 | 2 | 0 | 0 | 0 | 0 | 0 | 0 | 0 | 0 | 0 | 127 | 2 |
| Jackson Prison-Diag | 6 | 4 | 16 | 1 | 13 | 1 | 4 | 1 | 39 | 1 | 0 | 0 | 0 | 0 | 0 | 0 | 0 | 0 | 0 | 39 | 1 |
| Jackson Prison-Perm | 0 | 0 | 2 | 0 | 1 | 0 | 1 | 0 | 4 | 0 | 0 | 0 | 0 | 0 | 0 | 0 | 0 | 0 | 0 | 4 | 0 |
| Coastal Prison | 2 | 1 | 32 | 1 | 22 | 1 | 3 | 1 | 59 | 1 | 0 | 0 | 0 | 0 | 0 | 0 | 0 | 0 | 0 | 59 | 1 |
| Scott Prison | 0 | 0 | 75 | 3 | 61 | 3 | 8 | 2 | 144 | 2 | 0 | 0 | 0 | 0 | 0 | 0 | 0 | 0 | 0 | 144 | 2 |
| Rivers Prison | 0 | 0 | 73 | 2 | 90 | 4 | 14 | 3 | 177 | 3 | 0 | 0 | 0 | 0 | 0 | 0 | 0 | 0 | 0 | 177 | 3 |

(continued)

Inmate statistical profile

Sample: ACTIVE PRISONERS SERVING LIFE EXCLUDING JAIL
Active inmates 07/17/2002

Requestor: Statistics

Institution by current age & sex (CONTINUED)

| Institution | M E N | | | | | | | | W O M E N | | | | | | | | Grand Total | % | | | | |
|-----------------------|-----------|-----|-----------|-----|-----------|-----|-----------|-----|-----------|-----|-----------|-----|-----------|-----|-----------|-----|-------------|-----|-----------|-----|-------------|-----|
| | Age 00-21 | % | Age 22-39 | % | Age 40-54 | % | Age 55-99 | % | Men Total | % | Age 00-21 | % | Age 22-39 | % | Age 40-54 | % | | | Age 55-99 | % | Women Total | % |
| Rutledge Prison | 0 | 0 | 33 | 1 | 42 | 2 | 16 | 3 | 91 | 2 | 0 | 0 | 0 | 0 | 0 | 0 | 0 | 0 | 0 | 0 | 91 | 1 |
| Central Prison | 0 | 0 | 81 | 3 | 127 | 6 | 24 | 5 | 232 | 4 | 0 | 0 | 0 | 0 | 0 | 0 | 0 | 0 | 0 | 0 | 232 | 4 |
| Augusta Med Prison | 7 | 5 | 115 | 4 | 97 | 4 | 35 | 7 | 254 | 4 | 0 | 0 | 0 | 0 | 0 | 0 | 0 | 0 | 0 | 0 | 254 | 4 |
| Rogers Prison | 0 | 0 | 14 | 0 | 14 | 1 | 2 | 0 | 30 | 1 | 0 | 0 | 0 | 0 | 0 | 0 | 0 | 0 | 0 | 0 | 30 | 0 |
| Burruss Prison | 0 | 0 | 3 | 0 | 12 | 1 | 2 | 0 | 17 | 0 | 0 | 0 | 0 | 0 | 0 | 0 | 0 | 0 | 0 | 0 | 17 | 0 |
| Bostick Prison | 0 | 0 | 3 | 0 | 31 | 1 | 27 | 5 | 61 | 1 | 0 | 0 | 0 | 0 | 0 | 0 | 0 | 0 | 0 | 0 | 61 | 1 |
| Valdosta Prison | 8 | 5 | 138 | 5 | 104 | 5 | 24 | 5 | 274 | 5 | 0 | 0 | 0 | 0 | 0 | 0 | 0 | 0 | 0 | 0 | 274 | 5 |
| Hays Prison | 4 | 3 | 134 | 5 | 89 | 4 | 15 | 3 | 242 | 4 | 0 | 0 | 0 | 0 | 0 | 0 | 0 | 0 | 0 | 0 | 242 | 4 |
| Hancock Prison | 8 | 5 | 221 | 8 | 134 | 6 | 22 | 4 | 385 | 7 | 0 | 0 | 0 | 0 | 0 | 0 | 0 | 0 | 0 | 0 | 385 | 6 |
| Telfair Prison | 10 | 6 | 190 | 6 | 102 | 5 | 13 | 3 | 315 | 5 | 0 | 0 | 0 | 0 | 0 | 0 | 0 | 0 | 0 | 0 | 315 | 5 |
| Autry Prison | 17 | 11 | 133 | 5 | 99 | 4 | 20 | 4 | 269 | 5 | 0 | 0 | 0 | 0 | 0 | 0 | 0 | 0 | 0 | 0 | 269 | 4 |
| Johnson Prison | 0 | 0 | 19 | 1 | 14 | 1 | 2 | 0 | 35 | 1 | 0 | 0 | 0 | 0 | 0 | 0 | 0 | 0 | 0 | 0 | 35 | 1 |
| Wilcox Prison | 0 | 0 | 55 | 2 | 67 | 3 | 8 | 2 | 130 | 2 | 0 | 0 | 0 | 0 | 0 | 0 | 0 | 0 | 0 | 0 | 130 | 2 |
| Calhoun Prison | 15 | 10 | 114 | 4 | 60 | 3 | 7 | 1 | 196 | 3 | 0 | 0 | 0 | 0 | 0 | 0 | 0 | 0 | 0 | 0 | 196 | 3 |
| Dooly Prison | 0 | 0 | 46 | 2 | 68 | 3 | 10 | 2 | 124 | 2 | 0 | 0 | 0 | 0 | 0 | 0 | 0 | 0 | 0 | 0 | 124 | 2 |
| Macon Prison | 10 | 6 | 313 | 11 | 115 | 5 | 27 | 5 | 465 | 8 | 0 | 0 | 0 | 0 | 0 | 0 | 0 | 0 | 0 | 0 | 465 | 8 |
| Smith Prison | 18 | 12 | 192 | 7 | 73 | 3 | 16 | 3 | 299 | 5 | 0 | 0 | 0 | 0 | 0 | 0 | 0 | 0 | 0 | 0 | 299 | 5 |
| Homerville Prison | 0 | 0 | 1 | 0 | 2 | 0 | 0 | 0 | 3 | 0 | 0 | 0 | 0 | 0 | 0 | 0 | 0 | 0 | 0 | 0 | 3 | 0 |
| Washington Women Pris | 0 | 0 | 0 | 0 | 0 | 0 | 0 | 0 | 0 | 0 | 2 | 22 | 37 | 30 | 31 | 33 | 11 | 41 | 81 | 32 | 81 | 1 |
| Baldwin Prison | 1 | 1 | 12 | 0 | 20 | 1 | 10 | 2 | 43 | 1 | 0 | 0 | 0 | 0 | 0 | 0 | 0 | 0 | 0 | 0 | 43 | 1 |
| Metro Womens Prison | 0 | 0 | 0 | 0 | 0 | 0 | 0 | 0 | 0 | 0 | 1 | 11 | 26 | 21 | 28 | 29 | 9 | 33 | 64 | 25 | 64 | 1 |
| Pulaski Womens Pris | 0 | 0 | 0 | 0 | 0 | 0 | 0 | 0 | 0 | 0 | 6 | 67 | 58 | 47 | 35 | 37 | 7 | 26 | 106 | 42 | 106 | 2 |
| Pelham PreTrans Unit | 0 | 0 | 20 | 1 | 17 | 1 | 7 | 1 | 44 | 1 | 0 | 0 | 0 | 0 | 0 | 0 | 0 | 0 | 0 | 0 | 44 | 1 |
| D Ray James Prison | 0 | 0 | 31 | 1 | 23 | 1 | 4 | 1 | 58 | 1 | 0 | 0 | 0 | 0 | 0 | 0 | 0 | 0 | 0 | 0 | 58 | 1 |
| Coffee Corr Facility | 0 | 0 | 40 | 1 | 22 | 1 | 4 | 1 | 66 | 1 | 0 | 0 | 0 | 0 | 0 | 0 | 0 | 0 | 0 | 0 | 66 | 1 |
| Wheeler Corr Facility | 0 | 0 | 49 | 2 | 46 | 2 | 7 | 1 | 102 | 2 | 0 | 0 | 0 | 0 | 0 | 0 | 0 | 0 | 0 | 0 | 102 | 2 |
| Total reported | 155 | 100 | 2942 | 100 | 2220 | 100 | 500 | 100 | 5817 | 100 | 9 | 100 | 123 | 100 | 95 | 100 | 27 | 100 | 254 | 100 | 6071 | 100 |
| Percent reported | 100.0 | | 100.0 | | 100.0 | | 100.0 | | 100.0 | | 100.0 | | 100.0 | | 100.0 | | 100.0 | | 100.0 | | 100.0 | |
| Not Reported | 0 | | 0 | | 0 | | 0 | | 0 | | 0 | | 0 | | 0 | | 0 | | 0 | | 0 | |
| Total | 155 | | 2942 | | 2220 | | 500 | | 5817 | | 9 | | 123 | | 95 | | 27 | | 254 | | 6071 | |

Inmate statistical profile

Sample: ACTIVE PRISONERS SERVING LIFE EXCLUDING JAIL
Active inmates 07/17/2002

Requestor: Statistics

Misdemeanors And Felonies by current age & sex

| Crime Type | M E N | | | | | | | | W O M E N | | | | | | | | Grand Total % | | | | | |
|------------------|-------------|-------------|-------------|-------------|-------|-----|-------------|-------------|-------------|-------------|-------|-----|-------|-----|-------|-----|---------------|-----|-------|-----|-------|-----|
| | Age 00-21 % | Age 22-39 % | Age 40-54 % | Age 55-99 % | Men | | Age 00-21 % | Age 22-39 % | Age 40-54 % | Age 55-99 % | Women | | | | | | | | | | | |
| MISDEMEANOR | 0 | 0 | 0 | 0 | 0 | 0 | 0 | 0 | 0 | 0 | 0 | 0 | 0 | 0 | 0 | 0 | | | | | | |
| FELONY | 155 | 100 | 2942 | 100 | 2220 | 100 | 500 | 100 | 5817 | 100 | 9 | 100 | 123 | 100 | 95 | 100 | 27 | 100 | 254 | 100 | 6071 | 100 |
| Total reported | 155 | 100 | 2942 | 100 | 2220 | 100 | 500 | 100 | 5817 | 100 | 9 | 100 | 123 | 100 | 95 | 100 | 27 | 100 | 254 | 100 | 6071 | 100 |
| Percent reported | 100.0 | | 100.0 | | 100.0 | | 100.0 | | 100.0 | | 100.0 | | 100.0 | | 100.0 | | 100.0 | | 100.0 | | 100.0 | |
| NOT REPORTED | 0 | | 0 | | 0 | | 0 | | 0 | | 0 | | 0 | | 0 | | 0 | | 0 | | 0 | |
| Total | 155 | | 2942 | | 2220 | | 500 | | 5817 | | 9 | | 123 | | 95 | | 27 | | 254 | | 6071 | |

Inmate statistical profile

Sample: ACTIVE PRISONERS SERVING LIFE EXCLUDING JAIL
Active inmates 07/17/2002

Requestor: Statistics

Crimes By Group by current age & sex

| Crimes By Group | M E N | | | | | | | | W O M E N | | | | | | | | Grand Total % |
|----------------------|-------------|-------------|-------------|-------------|-------------|-------------|-------------|-------------|-------------|---------------|----------|--|--|--|--|--|---------------|
| | Age 00-21 % | Age 22-39 % | Age 40-54 % | Age 55-99 % | Men Total % | Age 00-21 % | Age 22-39 % | Age 40-54 % | Age 55-99 % | Women Total % | | | | | | | |
| HOMICIDE | 114 75 | 1940 66 | 1316 59 | 375 75 | 3745 64 | 8 89 | 111 90 | 81 85 | 27 100 | 227 89 | 3972 65 | | | | | | |
| ABORTION | 0 0 | 0 0 | 0 0 | 0 0 | 0 0 | 0 0 | 0 0 | 0 0 | 0 0 | 0 0 | 0 0 | | | | | | |
| BODILY INJRY&REL OFF | 10 7 | 193 7 | 125 6 | 11 2 | 339 6 | 1 11 | 2 2 | 5 5 | 0 0 | 8 3 | 347 6 | | | | | | |
| ARSON & REL OFF | 0 0 | 1 0 | 0 0 | 0 0 | 1 0 | 0 0 | 0 0 | 0 0 | 0 0 | 0 0 | 1 0 | | | | | | |
| DAMAGE OF PROPERTY | 0 0 | 1 0 | 0 0 | 0 0 | 1 0 | 0 0 | 0 0 | 0 0 | 0 0 | 0 0 | 1 0 | | | | | | |
| BURGLARY & REL OFF | 0 0 | 13 0 | 6 0 | 0 0 | 19 0 | 0 0 | 0 0 | 1 1 | 0 0 | 1 0 | 20 0 | | | | | | |
| FORGERY & REL OFF | 0 0 | 4 0 | 4 0 | 0 0 | 8 0 | 0 0 | 0 0 | 0 0 | 0 0 | 0 0 | 8 0 | | | | | | |
| THEFT | 0 0 | 5 0 | 4 0 | 0 0 | 9 0 | 0 0 | 0 0 | 0 0 | 0 0 | 0 0 | 9 0 | | | | | | |
| ROBBERY | 17 11 | 340 12 | 253 11 | 35 7 | 645 11 | 0 0 | 3 2 | 2 2 | 0 0 | 5 2 | 650 11 | | | | | | |
| SEXUAL OFFENSES | 12 8 | 291 10 | 400 18 | 67 13 | 770 13 | 0 0 | 0 0 | 2 2 | 0 0 | 2 1 | 772 13 | | | | | | |
| OBSCENITY CRIMES | 0 0 | 0 0 | 0 0 | 0 0 | 0 0 | 0 0 | 0 0 | 0 0 | 0 0 | 0 0 | 0 0 | | | | | | |
| TREASON & REL OFF | 0 0 | 0 0 | 0 0 | 0 0 | 0 0 | 0 0 | 0 0 | 0 0 | 0 0 | 0 0 | 0 0 | | | | | | |
| CRIMES INVOLVNG GOVT | 0 0 | 3 0 | 5 0 | 1 0 | 9 0 | 0 0 | 0 0 | 0 0 | 0 0 | 0 0 | 9 0 | | | | | | |
| FALSIFICATIONS | 0 0 | 0 0 | 0 0 | 0 0 | 0 0 | 0 0 | 0 0 | 0 0 | 0 0 | 0 0 | 0 0 | | | | | | |
| OBSTRUCT LAW ENFORCE | 0 0 | 0 0 | 1 0 | 0 0 | 1 0 | 0 0 | 0 0 | 0 0 | 0 0 | 0 0 | 1 0 | | | | | | |
| DISORDERLY CONDUCT | 0 0 | 0 0 | 0 0 | 0 0 | 0 0 | 0 0 | 0 0 | 0 0 | 0 0 | 0 0 | 0 0 | | | | | | |
| GAMBLING & REL OFF | 0 0 | 0 0 | 0 0 | 0 0 | 0 0 | 0 0 | 0 0 | 0 0 | 0 0 | 0 0 | 0 0 | | | | | | |
| CRUELTY TO CHILDREN | 0 0 | 0 0 | 0 0 | 0 0 | 0 0 | 0 0 | 0 0 | 0 0 | 0 0 | 0 0 | 0 0 | | | | | | |
| CRIMES WITH GUNS | 0 0 | 0 0 | 1 0 | 0 0 | 1 0 | 0 0 | 0 0 | 0 0 | 0 0 | 0 0 | 1 0 | | | | | | |
| INVASION PRIVACY | 0 0 | 0 0 | 0 0 | 0 0 | 0 0 | 0 0 | 0 0 | 0 0 | 0 0 | 0 0 | 0 0 | | | | | | |
| RACKETEERING | 0 0 | 0 0 | 0 0 | 0 0 | 0 0 | 0 0 | 0 0 | 0 0 | 0 0 | 0 0 | 0 0 | | | | | | |
| DRUG ABUSE OFFENSES | 0 0 | 132 4 | 98 4 | 9 2 | 239 4 | 0 0 | 7 6 | 4 4 | 0 0 | 11 4 | 250 4 | | | | | | |
| DRUG TRAFFICKING | 0 0 | 15 1 | 6 0 | 1 0 | 22 0 | 0 0 | 0 0 | 0 0 | 0 0 | 0 0 | 22 0 | | | | | | |
| AUTO CRIMES | 0 0 | 0 0 | 0 0 | 0 0 | 0 0 | 0 0 | 0 0 | 0 0 | 0 0 | 0 0 | 0 0 | | | | | | |
| REVENUE & CONTRABAND | 0 0 | 0 0 | 0 0 | 0 0 | 0 0 | 0 0 | 0 0 | 0 0 | 0 0 | 0 0 | 0 0 | | | | | | |
| CRIMES OF OTH STATES | 0 0 | 0 0 | 0 0 | 0 0 | 0 0 | 0 0 | 0 0 | 0 0 | 0 0 | 0 0 | 0 0 | | | | | | |
| MISC. FELONIES | 0 0 | 1 0 | 0 0 | 1 0 | 2 0 | 0 0 | 0 0 | 0 0 | 0 0 | 0 0 | 2 0 | | | | | | |
| MISDEMEANORS | 0 0 | 0 0 | 0 0 | 0 0 | 0 0 | 0 0 | 0 0 | 0 0 | 0 0 | 0 0 | 0 0 | | | | | | |
| Total reported | 153 100 | 2939 100 | 2219 100 | 500 100 | 5811 100 | 9 100 | 123 100 | 95 100 | 27 100 | 254 100 | 6065 100 | | | | | | |
| Percent reported | 98.7 | 99.9 | 100.0 | 100.0 | 99.9 | 100.0 | 100.0 | 100.0 | 100.0 | 100.0 | 99.9 | | | | | | |
| NOT REPORTED | 2 | 3 | 1 | 0 | 6 | 0 | 0 | 0 | 0 | 0 | 6 | | | | | | |
| Total | 155 | 2942 | 2220 | 500 | 5817 | 9 | 123 | 95 | 27 | 254 | 6071 | | | | | | |

Inmate statistical profile

Sample: ACTIVE PRISONERS SERVING LIFE EXCLUDING JAIL
Active inmates 07/17/2002

Requestor: Statistics

Most Serious Offense by current age & sex

| Most Serious Offense | M E N | | | | | | | | W O M E N | | | | | | | | Grand Total % | | | | | | |
|--|-------------|-------------|-------------|-------------|-------------|-------------|-------------|-------------|-------------|---------------|---|----|-----|----|----|----|---------------|-----|-----|----|------|----|---|
| | Age 00-21 % | Age 22-39 % | Age 40-54 % | Age 55-99 % | Men Total % | Age 00-21 % | Age 22-39 % | Age 40-54 % | Age 55-99 % | Women Total % | | | | | | | | | | | | | |
| NOTE: In the table below, misdemeanors come first, and are in lower-case letters. AFTER THAT COME FELONIES, IN UPPER-CASE LETTERS. | | | | | | | | | | | | | | | | | | | | | | | |
| MISC HOMICIDE OFFENS | 2 | 1 | 3 | 0 | 1 | 0 | 0 | 0 | 6 | 0 | 0 | 0 | 0 | 0 | 0 | 6 | 0 | | | | | | |
| MURDER | 114 | 75 | 1939 | 72 | 1316 | 65 | 375 | 82 | 3744 | 70 | 8 | 89 | 111 | 93 | 81 | 90 | 27 | 104 | 227 | 93 | 3971 | 71 | |
| VOLUNTARY MANSLAUGHT | 0 | 0 | 1 | 0 | 0 | 0 | 0 | 0 | 1 | 0 | 0 | 0 | 0 | 0 | 0 | 0 | 0 | 0 | 0 | 0 | 0 | 1 | 0 |
| AGGRAV ASSAULT | 2 | 1 | 7 | 0 | 3 | 0 | 0 | 0 | 12 | 0 | 0 | 0 | 0 | 0 | 0 | 0 | 0 | 0 | 0 | 0 | 0 | 12 | 0 |
| AGGRAV BATTERY | 0 | 0 | 1 | 0 | 0 | 0 | 0 | 0 | 1 | 0 | 0 | 0 | 0 | 0 | 0 | 0 | 0 | 0 | 0 | 0 | 0 | 1 | 0 |
| KIDNAPPING | 8 | 5 | 185 | 7 | 121 | 6 | 10 | 2 | 324 | 6 | 1 | 11 | 2 | 2 | 5 | 6 | 0 | 0 | 8 | 3 | 332 | 6 | |
| AGGRAV ASSAULT POLCE | 0 | 0 | 0 | 0 | 1 | 0 | 1 | 0 | 2 | 0 | 0 | 0 | 0 | 0 | 0 | 0 | 0 | 0 | 0 | 0 | 0 | 2 | 0 |
| ARSON 2ND DEGREE | 0 | 0 | 1 | 0 | 0 | 0 | 0 | 0 | 1 | 0 | 0 | 0 | 0 | 0 | 0 | 0 | 0 | 0 | 0 | 0 | 0 | 1 | 0 |
| CRMNL DAMAGE 2ND DEG | 0 | 0 | 1 | 0 | 0 | 0 | 0 | 0 | 1 | 0 | 0 | 0 | 0 | 0 | 0 | 0 | 0 | 0 | 0 | 0 | 0 | 1 | 0 |
| BURGLARY | 0 | 0 | 13 | 0 | 6 | 0 | 0 | 0 | 19 | 0 | 0 | 0 | 0 | 0 | 1 | 1 | 0 | 0 | 1 | 0 | 20 | 0 | |
| FORGERY 1ST DEGREE | 0 | 0 | 4 | 0 | 4 | 0 | 0 | 0 | 8 | 0 | 0 | 0 | 0 | 0 | 0 | 0 | 0 | 0 | 0 | 0 | 8 | 0 | |
| THEFT BY TAKING | 0 | 0 | 2 | 0 | 3 | 0 | 0 | 0 | 5 | 0 | 0 | 0 | 0 | 0 | 0 | 0 | 0 | 0 | 0 | 0 | 5 | 0 | |
| THEFT BY REC STOLEN | 0 | 0 | 2 | 0 | 1 | 0 | 0 | 0 | 3 | 0 | 0 | 0 | 0 | 0 | 0 | 0 | 0 | 0 | 0 | 0 | 3 | 0 | |
| THEFT OF MOTOR VEH, | 0 | 0 | 1 | 0 | 0 | 0 | 0 | 0 | 1 | 0 | 0 | 0 | 0 | 0 | 0 | 0 | 0 | 0 | 0 | 0 | 1 | 0 | |
| ROBBERY | 0 | 0 | 5 | 0 | 4 | 0 | 4 | 1 | 13 | 0 | 0 | 0 | 0 | 0 | 0 | 0 | 0 | 0 | 0 | 0 | 13 | 0 | |
| ARMED ROBBERY | 16 | 11 | 335 | 12 | 249 | 12 | 31 | 7 | 631 | 12 | 0 | 0 | 3 | 3 | 2 | 2 | 0 | 0 | 5 | 2 | 636 | 11 | |
| ATMPT ARMED ROBBERY | 1 | 1 | 0 | 0 | 0 | 0 | 0 | 0 | 1 | 0 | 0 | 0 | 0 | 0 | 0 | 0 | 0 | 0 | 0 | 0 | 1 | 0 | |
| MISC SEXUAL | 0 | 0 | 1 | 0 | 0 | 0 | 0 | 0 | 1 | 0 | 0 | 0 | 0 | 0 | 0 | 0 | 0 | 0 | 0 | 0 | 1 | 0 | |
| RAPE | 12 | 8 | 272 | 10 | 363 | 18 | 53 | 12 | 700 | 13 | 0 | 0 | 0 | 0 | 2 | 2 | 0 | 0 | 2 | 1 | 702 | 13 | |
| AGGRAV SODOMY | 0 | 0 | 10 | 0 | 24 | 1 | 9 | 2 | 43 | 1 | 0 | 0 | 0 | 0 | 0 | 0 | 0 | 0 | 0 | 0 | 43 | 1 | |
| CHILD MOLESTATION | 0 | 0 | 2 | 0 | 4 | 0 | 1 | 0 | 7 | 0 | 0 | 0 | 0 | 0 | 0 | 0 | 0 | 0 | 0 | 0 | 7 | 0 | |
| AGGRAV CHILD MOLESTA | 0 | 0 | 6 | 0 | 9 | 0 | 4 | 1 | 19 | 0 | 0 | 0 | 0 | 0 | 0 | 0 | 0 | 0 | 0 | 0 | 19 | 0 | |
| OBSTR OF LAW ENF OFF | 0 | 0 | 3 | 0 | 5 | 0 | 1 | 0 | 9 | 0 | 0 | 0 | 0 | 0 | 0 | 0 | 0 | 0 | 0 | 0 | 9 | 0 | |
| ESCAPE | 0 | 0 | 0 | 0 | 1 | 0 | 0 | 0 | 1 | 0 | 0 | 0 | 0 | 0 | 0 | 0 | 0 | 0 | 0 | 0 | 1 | 0 | |
| POSS OF CERTAIN WEAP | 0 | 0 | 0 | 0 | 1 | 0 | 0 | 0 | 1 | 0 | 0 | 0 | 0 | 0 | 0 | 0 | 0 | 0 | 0 | 0 | 1 | 0 | |
| S/D NARCOTICS, OPIAT | 0 | 0 | 8 | 0 | 7 | 0 | 2 | 0 | 17 | 0 | 0 | 0 | 0 | 0 | 1 | 1 | 0 | 0 | 1 | 0 | 18 | 0 | |
| S/D DEP,STIM,CNTRF D | 0 | 0 | 3 | 0 | 1 | 0 | 1 | 0 | 5 | 0 | 0 | 0 | 0 | 0 | 0 | 0 | 0 | 0 | 0 | 0 | 5 | 0 | |
| S/D OF MARIJUANA | 0 | 0 | 4 | 0 | 6 | 0 | 0 | 0 | 10 | 0 | 0 | 0 | 0 | 0 | 0 | 0 | 0 | 0 | 0 | 0 | 10 | 0 | |
| POSS NARCOTICS, OPIA | 0 | 0 | 2 | 0 | 3 | 0 | 0 | 0 | 5 | 0 | 0 | 0 | 0 | 0 | 0 | 0 | 0 | 0 | 0 | 0 | 5 | 0 | |
| POSS DEP,STIM,CNTRF | 0 | 0 | 0 | 0 | 1 | 0 | 0 | 0 | 1 | 0 | 0 | 0 | 0 | 0 | 0 | 0 | 0 | 0 | 0 | 0 | 1 | 0 | |
| VIOL GA CNTRL SBST A | 0 | 0 | 7 | 0 | 7 | 0 | 0 | 0 | 14 | 0 | 0 | 0 | 1 | 1 | 1 | 1 | 0 | 0 | 2 | 1 | 16 | 0 | |
| UNLWFL MFG/DEL/DIST | 0 | 0 | 2 | 0 | 2 | 0 | 0 | 0 | 4 | 0 | 0 | 0 | 0 | 0 | 0 | 0 | 0 | 0 | 0 | 0 | 4 | 0 | |
| S/D CONT SUB PUBLIC | 0 | 0 | 3 | 0 | 0 | 0 | 0 | 0 | 3 | 0 | 0 | 0 | 0 | 0 | 0 | 0 | 0 | 0 | 0 | 0 | 3 | 0 | |

(continued)

Inmate statistical profile

Sample: ACTIVE PRISONERS SERVING LIFE EXCLUDING JAIL
Active inmates 07/17/2002

Requestor: Statistics

Most Serious Offense by current age & sex (CONTINUED)

| Most Serious Offense | M E N | | | | | | | | W O M E N | | | | | | | | Grand Total | % | | | | |
|----------------------|-----------|------|-----------|------|-----------|------|-----------|------|-----------|------|-----------|-------|-----------|------|-----------|------|-------------|------|-----------|------|-------------|------|
| | Age 00-21 | % | Age 22-39 | % | Age 40-54 | % | Age 55-99 | % | Men Total | % | Age 00-21 | % | Age 22-39 | % | Age 40-54 | % | | | Age 55-99 | % | Women Total | % |
| S/D CONT SUB SCHOOL | 0 | 0 | 1 | 0 | 0 | 0 | 0 | 0 | 1 | 0 | 0 | 0 | 0 | 0 | 0 | 0 | 0 | 0 | 0 | 0 | 1 | 0 |
| S/D COCAINE | 0 | 0 | 84 | 3 | 60 | 3 | 4 | 1 | 148 | 3 | 0 | 0 | 6 | 5 | 2 | 2 | 0 | 0 | 8 | 3 | 156 | 3 |
| POSS OF COCAINE | 0 | 0 | 18 | 1 | 11 | 1 | 2 | 0 | 31 | 1 | 0 | 0 | 0 | 0 | 0 | 0 | 0 | 0 | 0 | 0 | 31 | 1 |
| TRAF COCAINE LESS 20 | 0 | 0 | 10 | 0 | 5 | 0 | 1 | 0 | 16 | 0 | 0 | 0 | 0 | 0 | 0 | 0 | 0 | 0 | 0 | 0 | 16 | 0 |
| TRAF COCAINE 401+ GM | 0 | 0 | 4 | 0 | 1 | 0 | 0 | 0 | 5 | 0 | 0 | 0 | 0 | 0 | 0 | 0 | 0 | 0 | 0 | 0 | 5 | 0 |
| ATT/CONSPRCY COMMT C | 0 | 0 | 1 | 0 | 0 | 0 | 0 | 0 | 1 | 0 | 0 | 0 | 0 | 0 | 0 | 0 | 0 | 0 | 0 | 0 | 1 | 0 |
| CONSPIRACY | 0 | 0 | 1 | 0 | 0 | 0 | 0 | 0 | 1 | 0 | 0 | 0 | 0 | 0 | 0 | 0 | 0 | 0 | 0 | 0 | 1 | 0 |
| CRMNL ATMPT | 0 | 0 | 0 | 0 | 0 | 0 | 1 | 0 | 1 | 0 | 0 | 0 | 0 | 0 | 0 | 0 | 0 | 0 | 0 | 0 | 1 | 0 |
| Total reported | 155 | 100 | 2942 | 100 | 2220 | 100 | 500 | 100 | 5817 | 100 | 9 | 100 | 123 | 100 | 95 | 100 | 27 | 100 | 254 | 100 | 6071 | 100 |
| Percent reported | | 97.4 | | 91.6 | | 91.0 | | 91.4 | | 91.5 | | 100.0 | | 96.7 | | 94.7 | | 96.3 | | 96.1 | | 91.7 |
| Not reported | 4 | | 247 | | 200 | | 43 | | 494 | | 0 | | 4 | | 5 | | 1 | | 10 | | 504 | |
| Total | 155 | | 2942 | | 2220 | | 500 | | 5817 | | 9 | | 123 | | 95 | | 27 | | 254 | | 6071 | |

Inmate statistical profile

Sample: ACTIVE PRISONERS SERVING LIFE EXCLUDING JAIL
Active inmates 07/17/2002

Requestor: Statistics

Most Serious Crime Type by current age & sex

| Crime Type | M E N | | | | | | | | W O M E N | | | | | | | | Grand Total % | | | | | |
|------------------|-------------|-------------|-------------|-------------|-------------|-------------|-------------|-------------|-------------|---------------|-------|-----|-------|-----|-------|-----|---------------|-----|-------|-----|-------|-----|
| | Age 00-21 % | Age 22-39 % | Age 40-54 % | Age 55-99 % | Men Total % | Age 00-21 % | Age 22-39 % | Age 40-54 % | Age 55-99 % | Women Total % | | | | | | | | | | | | |
| VIOL/PERSN | 143 | 92 | 2476 | 84 | 1695 | 76 | 421 | 84 | 4735 | 81 | 9 | 100 | 116 | 94 | 88 | 93 | 27 | 100 | 240 | 94 | 4975 | 82 |
| NVIOL/PERS | 0 | 0 | 0 | 0 | 0 | 0 | 0 | 0 | 0 | 0 | 0 | 0 | 0 | 0 | 0 | 0 | 0 | 0 | 0 | 0 | 0 | 0 |
| PROPERTY | 0 | 0 | 24 | 1 | 14 | 1 | 0 | 0 | 38 | 1 | 0 | 0 | 0 | 0 | 1 | 1 | 0 | 0 | 1 | 0 | 39 | 1 |
| DRUG SALES | 0 | 0 | 120 | 4 | 82 | 4 | 8 | 2 | 210 | 4 | 0 | 0 | 6 | 5 | 3 | 3 | 0 | 0 | 9 | 4 | 219 | 4 |
| DRUG POSSN | 0 | 0 | 27 | 1 | 22 | 1 | 2 | 0 | 51 | 1 | 0 | 0 | 1 | 1 | 1 | 1 | 0 | 0 | 2 | 1 | 53 | 1 |
| ALCOHOL | 0 | 0 | 0 | 0 | 0 | 0 | 0 | 0 | 0 | 0 | 0 | 0 | 0 | 0 | 0 | 0 | 0 | 0 | 0 | 0 | 0 | 0 |
| HABIT/DUI | 0 | 0 | 0 | 0 | 0 | 0 | 0 | 0 | 0 | 0 | 0 | 0 | 0 | 0 | 0 | 0 | 0 | 0 | 0 | 0 | 0 | 0 |
| SEX OFFEND | 12 | 8 | 291 | 10 | 400 | 18 | 67 | 13 | 770 | 13 | 0 | 0 | 0 | 0 | 2 | 2 | 0 | 0 | 2 | 1 | 772 | 13 |
| OTHER | 0 | 0 | 4 | 0 | 7 | 0 | 2 | 0 | 13 | 0 | 0 | 0 | 0 | 0 | 0 | 0 | 0 | 0 | 0 | 0 | 13 | 0 |
| Total reported | 155 | 100 | 2942 | 100 | 2220 | 100 | 500 | 100 | 5817 | 100 | 9 | 100 | 123 | 100 | 95 | 100 | 27 | 100 | 254 | 100 | 6071 | 100 |
| Percent reported | 100.0 | | 100.0 | | 100.0 | | 100.0 | | 100.0 | | 100.0 | | 100.0 | | 100.0 | | 100.0 | | 100.0 | | 100.0 | |
| NOT REPORTED | 0 | | 0 | | 0 | | 0 | | 0 | | 0 | | 0 | | 0 | | 0 | | 0 | | 0 | |
| Total | 155 | | 2942 | | 2220 | | 500 | | 5817 | | 9 | | 123 | | 95 | | 27 | | 254 | | 6071 | |