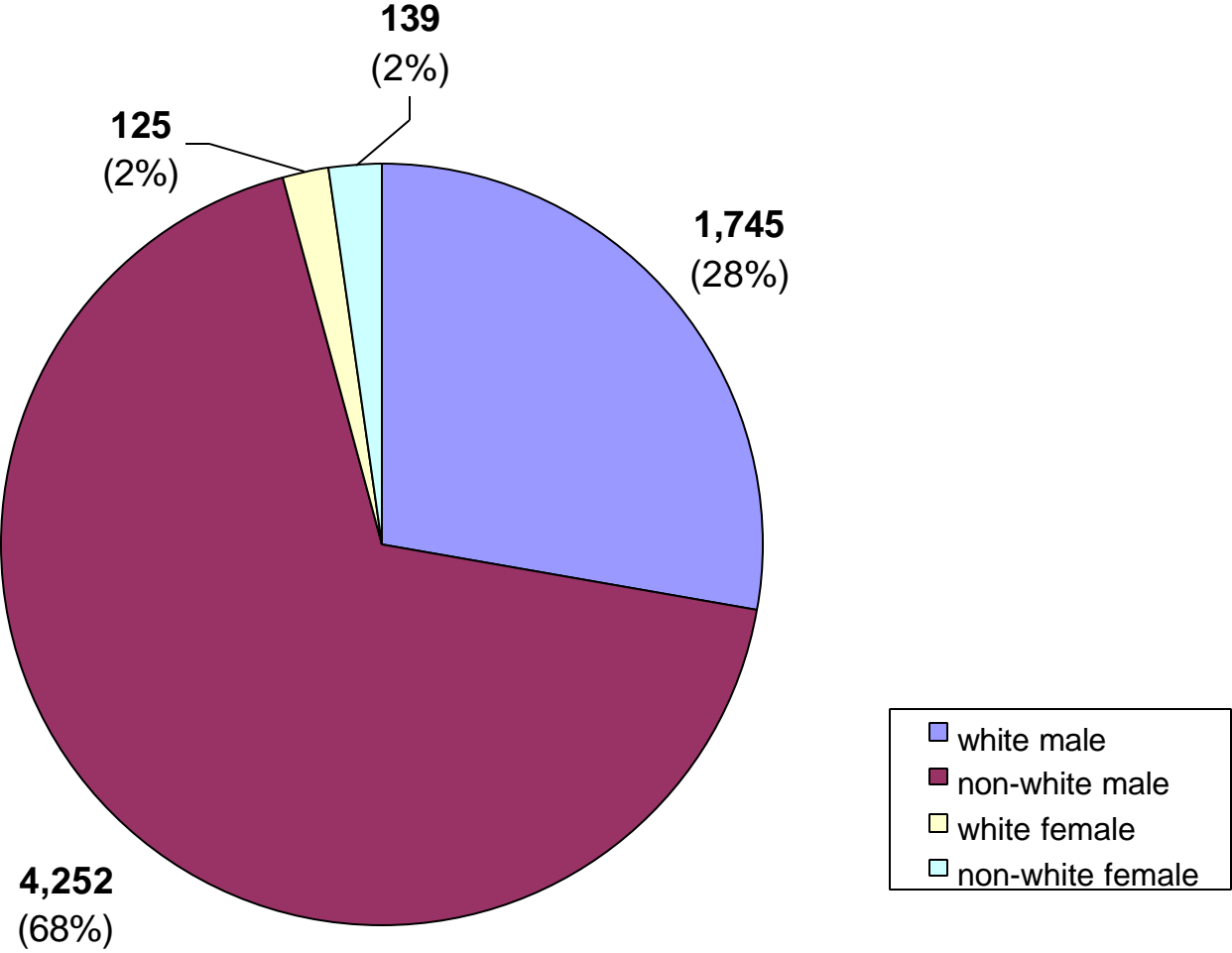
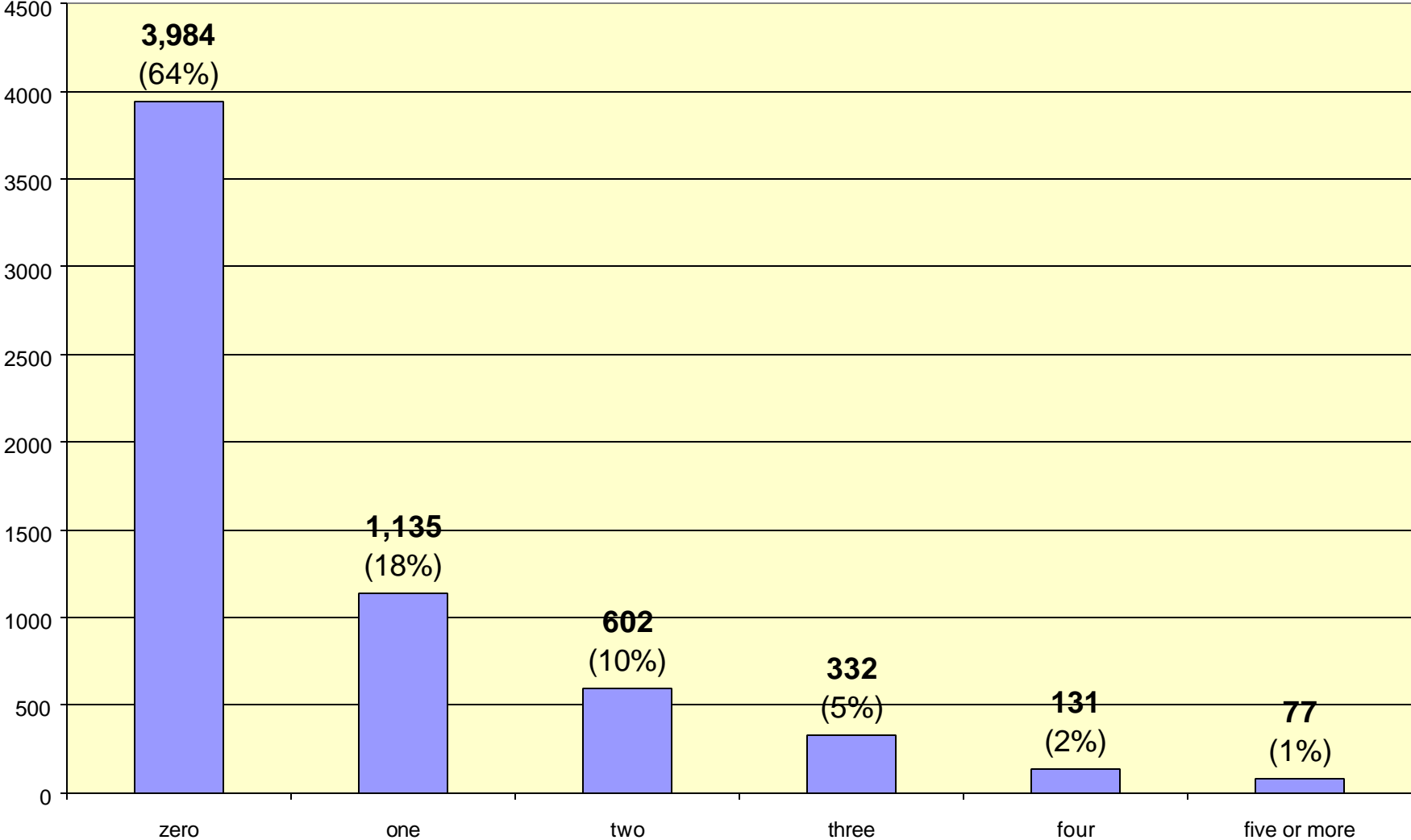


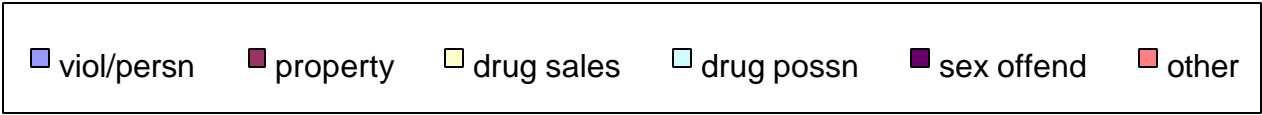
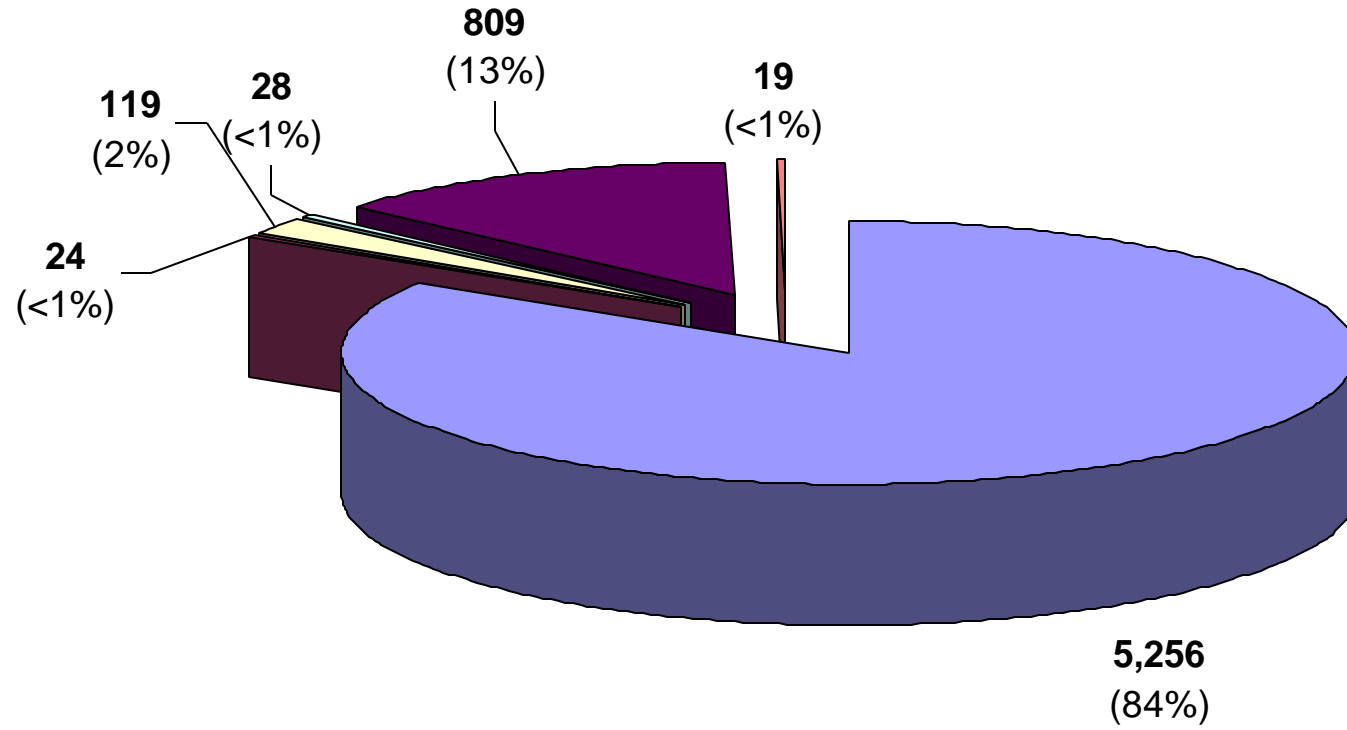
Active Inmates Serving Life by Race & Gender



### Prior Incarcerations By Active Inmates Serving Life



### Crime Types of Active Inmates Serving Life Sentences



Inmate statistical profile

TABLE OF CONTENTS FOR ACTIVE PRISONERS SERVING LIFE EXCLUDING JAIL

| Title                                    | PAGE |
|--|------|
| RACE AND SEX.....                        | 2    |
| Culture Fair IQ Scores.....              | 3    |
| Self-Rpt Socioeconomic Class.....        | 4    |
| Self-Rpt Environment To Age 16.....      | 5    |
| Self-Rpt Education Level.....            | 6    |
| Functional Reading Level (WRAT Scores).. | 7    |
| Functional Math Level (WRAT Scores)....  | 8    |
| Functional Spelling Level (WRAT Scores). | 9    |
| Self-Rpt Guardian Status To Age 16.....  | 10   |
| Self-Rpt Employment Status Before Prison | 11   |
| Self-Rpt Marital Status At Admission.... | 12   |
| Self-Rpt Number Of Children At Admission | 13   |
| Self-Rpt Religious Affiliation.....      | 14   |
| Self-Rpt Family Behavior Patterns *..... | 15   |
| Inmate Diagnostic Behavior Problem *.... | 16   |
| Physical Profile (General Condition).... | 17   |
| Security Status.....                     | 18   |
| Number Of Sentences.....                 | 19   |
| Number Of Disciplinarys.....             | 20   |
| Number Of Escapes.....                   | 21   |
| Number Of Prior Georgia Incarcerations * | 22   |
| Number Of Transfers.....                 | 23   |
| County Of Conviction.....                | 24   |
| Circ Of Conviction.....                  | 29   |
| Home County.....                         | 31   |
| Prison Sentence In Years.....            | 36   |
| Probation To Follow Prison.....          | 37   |
| Admission Type.....                      | 38   |
| Release Type.....                        | 39   |
| Inst By Group.....                       | 40   |
| Institution.....                         | 41   |
| Misdemeanors And Felonies.....           | 43   |
| Crimes By Group.....                     | 44   |
| Most Serious Offense.....                | 45   |
| Most Serious Crime Type.....             | 47   |

Inmate statistical profile

Sample: ACTIVE PRISONERS SERVING LIFE EXCLUDING JAIL  
Active inmates 03/22/2004

Requestor: Statistics

RACE AND SEX by current age & sex

| RACE AND SEX     | Age   |     | Age   |     | M E N |     | Age   |     | Men   |     | Age   |     | Age   |     | W O M E N |     | Women |     | Grand |     |       |     |
|------------------|-------|-----|-------|-----|-------|-----|-------|-----|-------|-----|-------|-----|-------|-----|-----------|-----|-------|-----|-------|-----|-------|-----|
|                  | 00-21 | %   | 22-39 | %   | 40-54 | %   | 55-99 | %   | Total | %   | 00-21 | %   | 22-39 | %   | 40-54     | %   | 55-99 | %   | Total | %   | Total | %   |
| WHITE MALE       | 23    | 20  | 630   | 22  | 789   | 33  | 303   | 49  | 1745  | 29  | 0     | 0   | 0     | 0   | 0         | 0   | 0     | 0   | 0     | 0   | 1745  | 28  |
| NON WHITE MALE   | 91    | 80  | 2239  | 78  | 1605  | 67  | 317   | 51  | 4252  | 71  | 0     | 0   | 0     | 0   | 0         | 0   | 0     | 0   | 0     | 0   | 4252  | 68  |
| WHITE FEMALE     | 0     | 0   | 0     | 0   | 0     | 0   | 0     | 0   | 0     | 0   | 2     | 29  | 52    | 40  | 52        | 53  | 19    | 66  | 125   | 47  | 125   | 2   |
| NON WHITE FEMALE | 0     | 0   | 0     | 0   | 0     | 0   | 0     | 0   | 0     | 0   | 5     | 71  | 78    | 60  | 46        | 47  | 10    | 34  | 139   | 53  | 139   | 2   |
| Total reported   | 114   | 100 | 2869  | 100 | 2394  | 100 | 620   | 100 | 5997  | 100 | 7     | 100 | 130   | 100 | 98        | 100 | 29    | 100 | 264   | 100 | 6261  | 100 |
| Percent reported | 100.0 |     | 100.0 |     | 100.0 |     | 100.0 |     | 100.0 |     | 100.0 |     | 100.0 |     | 100.0     |     | 100.0 |     | 100.0 |     | 100.0 |     |
| NOT REPORTED     | 0     |     | 0     |     | 0     |     | 0     |     | 0     |     | 0     |     | 0     |     | 0         |     | 0     |     | 0     |     | 0     |     |
| Total            | 114   |     | 2869  |     | 2394  |     | 620   |     | 5997  |     | 7     |     | 130   |     | 98        |     | 29    |     | 264   |     | 6261  |     |
| AVERAGE AGE      | 20.11 |     | 31.24 |     | 46.06 |     | 60.47 |     | 39.97 |     | 19.71 |     | 30.86 |     | 46.19     |     | 62.10 |     | 39.69 |     | 39.95 |     |

Inmate statistical profile

Sample: ACTIVE PRISONERS SERVING LIFE EXCLUDING JAIL  
Active inmates 03/22/2004

Requestor: Statistics

Culture Fair IQ Scores by current age & sex

| IQ Score         | M E N       |             |             |             |             | W O M E N   |             |             |             |               | Grand Total % |
|------------------|-------------|-------------|-------------|-------------|-------------|-------------|-------------|-------------|-------------|---------------|---------------|
|                  | Age 00-21 % | Age 22-39 % | Age 40-54 % | Age 55-99 % | Men Total % | Age 00-21 % | Age 22-39 % | Age 40-54 % | Age 55-99 % | Women Total % |               |
| LESS THAN 70     | 3 3         | 71 3        | 162 7       | 55 10       | 291 5       | 0 0         | 9 7         | 11 11       | 5 21        | 25 10         | 316 5         |
| 70 AND UP        | 93 97       | 2652 97     | 2064 93     | 508 90      | 5317 95     | 7 100       | 117 93      | 85 89       | 19 79       | 228 90        | 5545 95       |
| Total reported   | 96 100      | 2723 100    | 2226 100    | 563 100     | 5608 100    | 7 100       | 126 100     | 96 100      | 24 100      | 253 100       | 5861 100      |
| Percent reported | 84.2        | 94.9        | 93.0        | 90.8        | 93.5        | 100.0       | 96.9        | 98.0        | 82.8        | 95.8          | 93.6          |
| NOT REPORTED     | 18          | 146         | 168         | 57          | 389         | 0           | 4           | 2           | 5           | 11            | 400           |
| Total            | 114         | 2869        | 2394        | 620         | 5997        | 7           | 130         | 98          | 29          | 264           | 6261          |
| AVERAGE IQ       | 98.58       | 101.33      | 97.77       | 94.96       | 99.23       | 104.57      | 96.62       | 90.44       | 84.21       | 93.32         | 98.97         |

Inmate statistical profile

Sample: ACTIVE PRISONERS SERVING LIFE EXCLUDING JAIL  
Active inmates 03/22/2004

Requestor: Statistics

Self-Rpt Socioeconomic Class by current age & sex

| Socioeconomic Class | Age   |     | Age   |     | M E N |     |       |     | Age   |     | Age   |     | W O M E N |     |       |     | Women |     | Grand |     |       |     |
|---------------------|-------|-----|-------|-----|-------|-----|-------|-----|-------|-----|-------|-----|-----------|-----|-------|-----|-------|-----|-------|-----|-------|-----|
|                     | 00-21 | %   | 22-39 | %   | 40-54 | %   | 55-99 | %   | Total | %   | 00-21 | %   | 22-39     | %   | 40-54 | %   | 55-99 | %   | Total | %   | Total | %   |
| WELFARE             | 11    | 11  | 293   | 11  | 244   | 11  | 35    | 6   | 583   | 10  | 1     | 14  | 21        | 16  | 7     | 7   | 0     | 0   | 29    | 11  | 612   | 10  |
| OCC EMPLOY          | 4     | 4   | 180   | 7   | 71    | 3   | 14    | 2   | 269   | 5   | 0     | 0   | 2         | 2   | 1     | 1   | 1     | 4   | 4     | 2   | 273   | 5   |
| MINIMUM STD         | 47    | 47  | 1073  | 39  | 954   | 41  | 313   | 53  | 2387  | 41  | 2     | 29  | 42        | 33  | 26    | 27  | 14    | 54  | 84    | 33  | 2471  | 41  |
| MIDDLE              | 36    | 36  | 1187  | 43  | 1031  | 45  | 229   | 38  | 2483  | 43  | 4     | 57  | 64        | 50  | 58    | 60  | 11    | 42  | 137   | 53  | 2620  | 44  |
| OTHER               | 3     | 3   | 24    | 1   | 9     | 0   | 4     | 1   | 40    | 1   | 0     | 0   | 0         | 0   | 4     | 4   | 0     | 0   | 4     | 2   | 44    | 1   |
| Total reported      | 101   | 100 | 2757  | 100 | 2309  | 100 | 595   | 100 | 5762  | 100 | 7     | 100 | 129       | 100 | 96    | 100 | 26    | 100 | 258   | 100 | 6020  | 100 |
| Percent reported    | 88.6  |     | 96.1  |     | 96.4  |     | 96.0  |     | 96.1  |     | 100.0 |     | 99.2      |     | 98.0  |     | 89.7  |     | 97.7  |     | 96.2  |     |
| NOT RPTD            | 13    |     | 112   |     | 85    |     | 25    |     | 235   |     | 0     |     | 1         |     | 2     |     | 3     |     | 6     |     | 241   |     |
| Total               | 114   |     | 2869  |     | 2394  |     | 620   |     | 5997  |     | 7     |     | 130       |     | 98    |     | 29    |     | 264   |     | 6261  |     |

Inmate statistical profile

Sample: ACTIVE PRISONERS SERVING LIFE EXCLUDING JAIL  
Active inmates 03/22/2004

Requestor: Statistics

Self-Rpt Environment To Age 16 by current age & sex

| Environment      | M E N        |     |              |     |              |     |              |     | W O M E N    |     |              |     |              |     |              |     | Grand<br>Total % |              |      |                |      |     |
|------------------|--------------|-----|--------------|-----|--------------|-----|--------------|-----|--------------|-----|--------------|-----|--------------|-----|--------------|-----|------------------|--------------|------|----------------|------|-----|
|                  | Age<br>00-21 | %   | Age<br>22-39 | %   | Age<br>40-54 | %   | Age<br>55-99 | %   | Men<br>Total | %   | Age<br>00-21 | %   | Age<br>22-39 | %   | Age<br>40-54 | %   |                  | Age<br>55-99 | %    | Women<br>Total | %    |     |
| RURAL/FARM       | 3            | 3   | 91           | 3   | 155          | 7   | 108          | 18  | 357          | 6   | 0            | 0   | 7            | 5   | 5            | 5   | 4                | 16           | 16   | 6              | 373  | 6   |
| RURAL/NFARM      | 1            | 1   | 148          | 5   | 190          | 8   | 56           | 9   | 395          | 7   | 2            | 29  | 12           | 9   | 6            | 6   | 0                | 0            | 20   | 8              | 415  | 7   |
| S.M.S.A          | 46           | 45  | 1183         | 42  | 851          | 37  | 175          | 29  | 2255         | 39  | 1            | 14  | 24           | 19  | 22           | 23  | 6                | 24           | 53   | 21             | 2308 | 38  |
| URBAN            | 24           | 24  | 546          | 19  | 442          | 19  | 83           | 14  | 1095         | 19  | 1            | 14  | 45           | 35  | 26           | 27  | 4                | 16           | 76   | 29             | 1171 | 19  |
| SMALL TOWN       | 28           | 27  | 834          | 30  | 667          | 29  | 180          | 30  | 1709         | 29  | 3            | 43  | 41           | 32  | 36           | 37  | 11               | 44           | 91   | 35             | 1800 | 30  |
| OTHER            | 0            | 0   | 15           | 1   | 13           | 1   | 1            | 0   | 29           | 0   | 0            | 0   | 0            | 2   | 2            | 0   | 0                | 2            | 1    | 31             | 1    |     |
| Total reported   | 102          | 100 | 2817         | 100 | 2318         | 100 | 603          | 100 | 5840         | 100 | 7            | 100 | 129          | 100 | 97           | 100 | 25               | 100          | 258  | 100            | 6098 | 100 |
| Percent reported | 89.5         |     | 98.2         |     | 96.8         |     | 97.3         |     | 97.4         |     | 100.0        |     | 99.2         |     | 99.0         |     | 86.2             |              | 97.7 |                | 97.4 |     |
| NOT RPTD         | 12           |     | 52           |     | 76           |     | 17           |     | 157          |     | 0            |     | 1            |     | 1            |     | 4                |              | 6    |                | 163  |     |
| Total            | 114          |     | 2869         |     | 2394         |     | 620          |     | 5997         |     | 7            |     | 130          |     | 98           |     | 29               |              | 264  |                | 6261 |     |



Inmate statistical profile

Sample: ACTIVE PRISONERS SERVING LIFE EXCLUDING JAIL  
Active inmates 03/22/2004

Requestor: Statistics

Self-Rpt Education Level by current age & sex

| Education Level     | M E N |     |       |     |       |     |       |     | W O M E N |     |       |     |       |     |       |       | Grand |     |       |     |       |     |
|---------------------|-------|-----|-------|-----|-------|-----|-------|-----|-----------|-----|-------|-----|-------|-----|-------|-------|-------|-----|-------|-----|-------|-----|
|                     | Age   | Age | Age   | Age | Age   | Age | Age   | Men | Age       | Age | Age   | Age | Age   | Age | Women | Total | Total | %   |       |     |       |     |
|                     | 00-21 | %   | 22-39 | %   | 40-54 | %   | 55-99 | %   | Total     | %   | 00-21 | %   | 22-39 | %   | 40-54 | %     | 55-99 | %   | Total | %   |       |     |
| LESS THAN GRADE 7   | 2     | 2   | 57    | 2   | 86    | 4   | 98    | 16  | 243       | 4   | 0     | 0   | 3     | 2   | 3     | 3     | 5     | 18  | 11    | 4   | 254   | 4   |
| GRADE 7             | 2     | 2   | 84    | 3   | 66    | 3   | 39    | 6   | 191       | 3   | 0     | 0   | 5     | 4   | 4     | 4     | 2     | 7   | 11    | 4   | 202   | 3   |
| GRADE 8             | 24    | 24  | 294   | 10  | 198   | 8   | 66    | 11  | 582       | 10  | 1     | 14  | 17    | 13  | 8     | 8     | 2     | 7   | 28    | 11  | 610   | 10  |
| GRADE 9             | 27    | 26  | 472   | 17  | 298   | 13  | 47    | 8   | 844       | 14  | 4     | 57  | 17    | 13  | 5     | 5     | 1     | 4   | 27    | 10  | 871   | 14  |
| GRADE 10            | 20    | 20  | 600   | 21  | 340   | 14  | 71    | 12  | 1031      | 18  | 2     | 29  | 24    | 19  | 12    | 13    | 5     | 18  | 43    | 17  | 1074  | 17  |
| GRADE 11            | 24    | 24  | 569   | 20  | 285   | 12  | 45    | 7   | 923       | 16  | 0     | 0   | 19    | 15  | 6     | 6     | 1     | 4   | 26    | 10  | 949   | 15  |
| GRADE 12            | 0     | 0   | 537   | 19  | 784   | 33  | 162   | 27  | 1483      | 25  | 0     | 0   | 22    | 17  | 33    | 34    | 8     | 29  | 63    | 24  | 1546  | 25  |
| MORE THAN GRADE 12  | 3     | 3   | 217   | 8   | 290   | 12  | 81    | 13  | 591       | 10  | 0     | 0   | 21    | 16  | 25    | 26    | 4     | 14  | 50    | 19  | 641   | 10  |
| Total reported      | 102   | 100 | 2830  | 100 | 2347  | 100 | 609   | 100 | 5888      | 100 | 7     | 100 | 128   | 100 | 96    | 100   | 28    | 100 | 259   | 100 | 6147  | 100 |
| Percent reported    | 89.5  |     | 98.6  |     | 98.0  |     | 98.2  |     | 98.2      |     | 100.0 |     | 98.5  |     | 98.0  |       | 96.6  |     | 98.1  |     | 98.2  |     |
| NOT REPORTED        | 12    |     | 39    |     | 47    |     | 11    |     | 109       |     | 0     |     | 2     |     | 2     |       | 1     |     | 5     |     | 114   |     |
| Total               | 114   |     | 2869  |     | 2394  |     | 620   |     | 5997      |     | 7     |     | 130   |     | 98    |       | 29    |     | 264   |     | 6261  |     |
| AVG EDUCATION LEVEL | 9.63  |     | 10.72 |     | 11.35 |     | 10.16 |     | 10.90     |     | 9.14  |     | 11.55 |     | 12.51 |       | 10.61 |     | 11.74 |     | 10.93 |     |

\* NOTE: THE FIELD LABELED "LESS THAN GRADE 7" WAS CORRECTED IN MARCH 1989: MISSING DATA FOR INMATES STILL IN DIAGNOSTICS NOW HAS BEEN REMOVED FROM THIS FIELD AND IDENTIFIED AS "NOT REPORTED" INFORMATION.

Inmate statistical profile

Sample: ACTIVE PRISONERS SERVING LIFE EXCLUDING JAIL  
Active inmates 03/22/2004

Requestor: Statistics

Functional Reading Level (WRAT Scores) by current age & sex

| WRAT Reading Score | M E N     |     |           |     |           |     |           |     | W O M E N |     |           |     |           |     |           |     | Grand Total % |           |      |             |      |     |
|--------------------|-----------|-----|-----------|-----|-----------|-----|-----------|-----|-----------|-----|-----------|-----|-----------|-----|-----------|-----|---------------|-----------|------|-------------|------|-----|
|                    | Age 00-21 |     | Age 22-39 |     | Age 40-54 |     | Age 55-99 |     | Men Total |     | Age 00-21 |     | Age 22-39 |     | Age 40-54 |     |               | Age 55-99 |      | Women Total |      |     |
| LESS THAN GRADE 6  | 38        | 40  | 954       | 35  | 950       | 44  | 245       | 46  | 2187      | 40  | 2         | 29  | 39        | 31  | 27        | 29  | 11            | 44        | 79   | 31          | 2266 | 39  |
| 6TH THRU 8TH GRADE | 18        | 19  | 642       | 24  | 472       | 22  | 105       | 20  | 1237      | 23  | 2         | 29  | 26        | 21  | 20        | 21  | 6             | 24        | 54   | 21          | 1291 | 22  |
| GRADE 9            | 9         | 9   | 221       | 8   | 156       | 7   | 34        | 6   | 420       | 8   | 0         | 0   | 4         | 3   | 6         | 6   | 1             | 4         | 11   | 4           | 431  | 7   |
| GRADE 10           | 3         | 3   | 131       | 5   | 77        | 4   | 23        | 4   | 234       | 4   | 0         | 0   | 6         | 5   | 7         | 7   | 1             | 4         | 14   | 6           | 248  | 4   |
| GRADE 11           | 7         | 7   | 124       | 5   | 98        | 5   | 15        | 3   | 244       | 4   | 0         | 0   | 5         | 4   | 3         | 3   | 2             | 8         | 10   | 4           | 254  | 4   |
| GRADE 12           | 15        | 16  | 507       | 19  | 341       | 16  | 99        | 19  | 962       | 18  | 1         | 14  | 10        | 8   | 5         | 5   | 1             | 4         | 17   | 7           | 979  | 17  |
| MORE THAN GRADE 12 | 6         | 6   | 149       | 5   | 46        | 2   | 10        | 2   | 211       | 4   | 2         | 29  | 36        | 29  | 26        | 28  | 3             | 12        | 67   | 27          | 278  | 5   |
| Total reported     | 96        | 100 | 2728      | 100 | 2140      | 100 | 531       | 100 | 5495      | 100 | 7         | 100 | 126       | 100 | 94        | 100 | 25            | 100       | 252  | 100         | 5747 | 100 |
| Percent reported   | 84.2      |     | 95.1      |     | 89.4      |     | 85.6      |     | 91.6      |     | 100.0     |     | 96.9      |     | 95.9      |     | 86.2          |           | 95.5 |             | 91.8 |     |
| NOT REPORTED       | 18        |     | 141       |     | 254       |     | 89        |     | 502       |     | 0         |     | 4         |     | 4         |     | 4             |           | 12   |             | 514  |     |
| Total              | 114       |     | 2869      |     | 2394      |     | 620       |     | 5997      |     | 7         |     | 130       |     | 98        |     | 29            |           | 264  |             | 6261 |     |
| AVG READING SCORE  | 7.78      |     | 8.00      |     | 7.15      |     | 7.08      |     | 7.57      |     | 9.19      |     | 8.73      |     | 8.62      |     | 7.04          |           | 8.54 |             | 7.62 |     |

Inmate statistical profile

Sample: ACTIVE PRISONERS SERVING LIFE EXCLUDING JAIL  
Active inmates 03/22/2004

Requestor: Statistics

Functional Math Level (WRAT Scores) by current age & sex

| WRAT Math Score    | M E N     |     |           |     |           |     |           |     | W O M E N |     |           |     |           |     |           |     | Grand Total | %   |           |     |             |     |
|--------------------|-----------|-----|-----------|-----|-----------|-----|-----------|-----|-----------|-----|-----------|-----|-----------|-----|-----------|-----|-------------|-----|-----------|-----|-------------|-----|
|                    | Age 00-21 |     | Age 22-39 |     | Age 40-54 |     | Age 55-99 |     | Men Total |     | Age 00-21 |     | Age 22-39 |     | Age 40-54 |     |             |     | Age 55-99 |     | Women Total |     |
| LESS THAN GRADE 6  | 39        | 41  | 762       | 28  | 889       | 41  | 245       | 46  | 1935      | 35  | 2         | 29  | 36        | 29  | 39        | 41  | 12          | 48  | 89        | 35  | 2024        | 35  |
| 6TH THRU 8TH GRADE | 44        | 46  | 1398      | 51  | 844       | 39  | 159       | 30  | 2445      | 44  | 4         | 57  | 61        | 48  | 30        | 32  | 9           | 36  | 104       | 41  | 2549        | 44  |
| GRADE 9            | 7         | 7   | 228       | 8   | 153       | 7   | 36        | 7   | 424       | 8   | 1         | 14  | 15        | 12  | 8         | 8   | 2           | 8   | 26        | 10  | 450         | 8   |
| GRADE 10           | 3         | 3   | 139       | 5   | 116       | 5   | 31        | 6   | 289       | 5   | 0         | 0   | 6         | 5   | 7         | 7   | 1           | 4   | 14        | 6   | 303         | 5   |
| GRADE 11           | 2         | 2   | 89        | 3   | 61        | 3   | 23        | 4   | 175       | 3   | 0         | 0   | 1         | 1   | 3         | 3   | 0           | 0   | 4         | 2   | 179         | 3   |
| GRADE 12           | 1         | 1   | 92        | 3   | 77        | 4   | 35        | 7   | 205       | 4   | 0         | 0   | 2         | 2   | 3         | 3   | 0           | 0   | 5         | 2   | 210         | 4   |
| MORE THAN GRADE 12 | 0         | 0   | 22        | 1   | 5         | 0   | 3         | 1   | 30        | 1   | 0         | 0   | 5         | 4   | 5         | 5   | 1           | 4   | 11        | 4   | 41          | 1   |
| Total reported     | 96        | 100 | 2730      | 100 | 2145      | 100 | 532       | 100 | 5503      | 100 | 7         | 100 | 126       | 100 | 95        | 100 | 25          | 100 | 253       | 100 | 5756        | 100 |
| Percent reported   | 84.2      |     | 95.2      |     | 89.6      |     | 85.8      |     | 91.8      |     | 100.0     |     | 96.9      |     | 96.9      |     | 86.2        |     | 95.8      |     | 91.9        |     |
| NOT REPORTED       | 18        |     | 139       |     | 249       |     | 88        |     | 494       |     | 0         |     | 4         |     | 3         |     | 4           |     | 11        |     | 505         |     |
| Total              | 114       |     | 2869      |     | 2394      |     | 620       |     | 5997      |     | 7         |     | 130       |     | 98        |     | 29          |     | 264       |     | 6261        |     |
| AVG MATH SCORE     | 6.56      |     | 7.19      |     | 6.67      |     | 6.63      |     | 6.92      |     | 7.13      |     | 7.26      |     | 7.18      |     | 5.98        |     | 7.10      |     | 6.93        |     |

Inmate statistical profile

Sample: ACTIVE PRISONERS SERVING LIFE EXCLUDING JAIL  
Active inmates 03/22/2004

Requestor: Statistics

Functional Spelling Level (WRAT Scores) by current age & sex

| WRAT Spelling Score | M E N       |     |             |     |             |     |             |     | W O M E N   |     |             |     |             |     |             |     | Grand Total % |             |      |               |      |     |
|---------------------|-------------|-----|-------------|-----|-------------|-----|-------------|-----|-------------|-----|-------------|-----|-------------|-----|-------------|-----|---------------|-------------|------|---------------|------|-----|
|                     | Age 00-21 % |     | Age 22-39 % |     | Age 40-54 % |     | Age 55-99 % |     | Men Total % |     | Age 00-21 % |     | Age 22-39 % |     | Age 40-54 % |     |               | Age 55-99 % |      | Women Total % |      |     |
| LESS THAN GRADE 6   | 43          | 45  | 1080        | 40  | 1197        | 56  | 305         | 57  | 2625        | 48  | 0           | 0   | 34          | 27  | 33          | 35  | 13            | 52          | 80   | 32            | 2705 | 47  |
| 6TH THRU 8TH GRADE  | 23          | 24  | 786         | 29  | 474         | 22  | 106         | 20  | 1389        | 25  | 4           | 57  | 37          | 29  | 19          | 20  | 5             | 20          | 65   | 26            | 1454 | 25  |
| GRADE 9             | 15          | 16  | 202         | 7   | 114         | 5   | 19          | 4   | 350         | 6   | 2           | 29  | 13          | 10  | 3           | 3   | 2             | 8           | 20   | 8             | 370  | 6   |
| GRADE 10            | 4           | 4   | 199         | 7   | 85          | 4   | 21          | 4   | 309         | 6   | 0           | 0   | 10          | 8   | 5           | 5   | 1             | 4           | 16   | 6             | 325  | 6   |
| GRADE 11            | 2           | 2   | 128         | 5   | 61          | 3   | 11          | 2   | 202         | 4   | 1           | 14  | 4           | 3   | 6           | 6   | 3             | 12          | 14   | 6             | 216  | 4   |
| GRADE 12            | 4           | 4   | 262         | 10  | 191         | 9   | 64          | 12  | 521         | 9   | 0           | 0   | 11          | 9   | 6           | 6   | 0             | 0           | 17   | 7             | 538  | 9   |
| MORE THAN GRADE 12  | 5           | 5   | 70          | 3   | 19          | 1   | 6           | 1   | 100         | 2   | 0           | 0   | 17          | 13  | 23          | 24  | 1             | 4           | 41   | 16            | 141  | 2   |
| Total reported      | 96          | 100 | 2727        | 100 | 2141        | 100 | 532         | 100 | 5496        | 100 | 7           | 100 | 126         | 100 | 95          | 100 | 25            | 100         | 253  | 100           | 5749 | 100 |
| Percent reported    | 84.2        |     | 95.1        |     | 89.4        |     | 85.8        |     | 91.6        |     | 100.0       |     | 96.9        |     | 96.9        |     | 86.2          |             | 95.8 |               | 91.8 |     |
| NOT REPORTED        | 18          |     | 142         |     | 253         |     | 88          |     | 501         |     | 0           |     | 4           |     | 3           |     | 4             |             | 11   |               | 512  |     |
| Total               | 114         |     | 2869        |     | 2394        |     | 620         |     | 5997        |     | 7           |     | 130         |     | 98          |     | 29            |             | 264  |               | 6261 |     |
| AVG SPELLING SCORE  | 7.10        |     | 7.22        |     | 6.14        |     | 6.08        |     | 6.69        |     | 8.64        |     | 8.35        |     | 8.33        |     | 6.16          |             | 8.13 |               | 6.75 |     |

Inmate statistical profile

Sample: ACTIVE PRISONERS SERVING LIFE EXCLUDING JAIL  
Active inmates 03/22/2004

Requestor: Statistics

Self-Rpt Guardian Status To Age 16 by current age & sex

| Guardian Status  | M E N       |             |             |             |             |             |             |             | W O M E N   |               |           |  |  |  |  |  | Grand Total % |
|------------------|-------------|-------------|-------------|-------------|-------------|-------------|-------------|-------------|-------------|---------------|-----------|--|--|--|--|--|---------------|
|                  | Age 00-21 % | Age 22-39 % | Age 40-54 % | Age 55-99 % | Men Total % | Age 00-21 % | Age 22-39 % | Age 40-54 % | Age 55-99 % | Women Total % |           |  |  |  |  |  |               |
| ORPHANAGE        | 114 113     | 2871 102    | 2400 103    | 621 102     | 6006 102    | 7 100       | 130 101     | 98 103      | 29 107      | 264 102       | 6270 102  |  |  |  |  |  |               |
| FATHER ONLY      | 2 2         | 88 3        | 65 3        | 10 2        | 165 3       | 0 0         | 1 1         | 3 3         | 1 4         | 5 2           | 170 3     |  |  |  |  |  |               |
| FTR MTR HD       | 5 5         | 127 4       | 87 4        | 13 2        | 232 4       | 0 0         | 3 2         | 6 6         | 0 0         | 9 3           | 241 4     |  |  |  |  |  |               |
| MOTHER ONLY      | 54 53       | 1393 49     | 776 33      | 176 29      | 2399 41     | 5 71        | 50 39       | 22 23       | 11 41       | 88 34         | 2487 41   |  |  |  |  |  |               |
| MTR FTR HD       | 23 23       | 782 28      | 1084 46     | 325 53      | 2214 38     | 1 14        | 49 38       | 53 56       | 14 52       | 117 45        | 2331 38   |  |  |  |  |  |               |
| OTH FEMALE       | 2 2         | 48 2        | 53 2        | 18 3        | 121 2       | 0 0         | 3 2         | 3 3         | 0 0         | 6 2           | 127 2     |  |  |  |  |  |               |
| OTH MALE         | 1 1         | 7 0         | 12 1        | 2 0         | 22 0        | 0 0         | 0 0         | 2 2         | 0 0         | 2 1           | 24 0      |  |  |  |  |  |               |
| STEP-PARNTS      | 2 2         | 51 2        | 31 1        | 8 1         | 92 2        | 0 0         | 0 0         | 0 0         | 0 0         | 0 0           | 92 2      |  |  |  |  |  |               |
| FOSTER HOME      | 1 1         | 30 1        | 32 1        | 10 2        | 73 1        | 0 0         | 1 1         | 2 2         | 0 0         | 3 1           | 76 1      |  |  |  |  |  |               |
| GRAND PRNTS      | 11 11       | 231 8       | 150 6       | 37 6        | 429 7       | 1 14        | 19 15       | 4 4         | 1 4         | 25 10         | 454 7     |  |  |  |  |  |               |
| OTHER            | 0 0         | 67 2        | 37 2        | 8 1         | 112 2       | 0 0         | 3 2         | 0 0         | 0 0         | 3 1           | 115 2     |  |  |  |  |  |               |
| Total reported   | 215 100     | 5695 100    | 4727 100    | 1228 100    | 11865 100   | 14 100      | 259 100     | 193 100     | 56 100      | 522 100       | 12387 100 |  |  |  |  |  |               |
| Percent reported | 88.6        | 98.5        | 97.5        | 98.1        | 97.8        | 100.0       | 99.2        | 96.9        | 93.1        | 97.7          | 97.8      |  |  |  |  |  |               |
| NOT RPTD         | 13          | 43          | 61          | 12          | 129         | 0           | 1           | 3           | 2           | 6             | 135       |  |  |  |  |  |               |
| Total            | 114         | 2869        | 2394        | 620         | 5997        | 7           | 130         | 98          | 29          | 264           | 6261      |  |  |  |  |  |               |

Inmate statistical profile

Sample: ACTIVE PRISONERS SERVING LIFE EXCLUDING JAIL  
Active inmates 03/22/2004

Requestor: Statistics

Self-Rpt Employment Status Before Prison by current age & sex

| Employment       | M E N |     |       |     |       |     |       |     | W O M E N |     |       |     |       |     |       |       | Grand |     |      |     |      |     |
|------------------|-------|-----|-------|-----|-------|-----|-------|-----|-----------|-----|-------|-----|-------|-----|-------|-------|-------|-----|------|-----|------|-----|
|                  | Age   | Age | Age   | Age | Age   | Age | Age   | Men | Age       | Age | Age   | Age | Age   | Age | Women | Total | Total | %   |      |     |      |     |
|                  | 00-21 | %   | 22-39 | %   | 40-54 | %   | 55-99 | %   | 00-21     | %   | 22-39 | %   | 40-54 | %   | 55-99 | %     | Total | %   |      |     |      |     |
| FULL TIME        | 22    | 22  | 961   | 36  | 902   | 40  | 229   | 39  | 2114      | 38  | 1     | 14  | 34    | 31  | 17    | 18    | 4     | 15  | 56   | 24  | 2170 | 37  |
| PART TIME        | 11    | 11  | 230   | 9   | 109   | 5   | 34    | 6   | 384       | 7   | 0     | 0   | 5     | 5   | 3     | 3     | 0     | 0   | 8    | 3   | 392  | 7   |
| UNEMPL < 6M      | 7     | 7   | 382   | 14  | 361   | 16  | 103   | 18  | 853       | 15  | 1     | 14  | 16    | 15  | 21    | 23    | 6     | 23  | 44   | 19  | 897  | 15  |
| UNEMPL > 6M      | 10    | 10  | 688   | 26  | 784   | 35  | 176   | 30  | 1658      | 29  | 0     | 0   | 28    | 26  | 40    | 43    | 12    | 46  | 80   | 34  | 1738 | 30  |
| NEVER WORKD      | 43    | 44  | 358   | 13  | 30    | 1   | 5     | 1   | 436       | 8   | 2     | 29  | 22    | 20  | 6     | 7     | 0     | 0   | 30   | 13  | 466  | 8   |
| STUDENT          | 5     | 5   | 48    | 2   | 10    | 0   | 1     | 0   | 64        | 1   | 2     | 29  | 3     | 3   | 1     | 1     | 0     | 0   | 6    | 3   | 70   | 1   |
| INCAPABLE        | 0     | 0   | 22    | 1   | 66    | 3   | 35    | 6   | 123       | 2   | 1     | 14  | 1     | 1   | 4     | 4     | 4     | 15  | 10   | 4   | 133  | 2   |
| OTHER            | 0     | 0   | 0     | 0   | 0     | 0   | 0     | 0   | 0         | 0   | 0     | 0   | 0     | 0   | 0     | 0     | 0     | 0   | 0    | 0   | 0    | 0   |
| Total reported   | 98    | 100 | 2689  | 100 | 2262  | 100 | 583   | 100 | 5632      | 100 | 7     | 100 | 109   | 100 | 92    | 100   | 26    | 100 | 234  | 100 | 5866 | 100 |
| Percent reported | 86.0  |     | 93.7  |     | 94.5  |     | 94.0  |     | 93.9      |     | 100.0 |     | 83.8  |     | 93.9  |       | 89.7  |     | 88.6 |     | 93.7 |     |
| NOT RPTD         | 16    |     | 180   |     | 132   |     | 37    |     | 365       |     | 0     |     | 21    |     | 6     |       | 3     |     | 30   |     | 395  |     |
| Total            | 114   |     | 2869  |     | 2394  |     | 620   |     | 5997      |     | 7     |     | 130   |     | 98    |       | 29    |     | 264  |     | 6261 |     |

\* NOTE: THE FIELD LABELD "OTHER" WAS CORRECTED IN APRIL 1989; INMATES CODED "PRE-OTIS NOT REPORTED" NOW HAVE BEEN REMOVED FROM THIS FIELD AND IDENTIFIED AS "NOT REPORTED".

Inmate statistical profile

Sample: ACTIVE PRISONERS SERVING LIFE EXCLUDING JAIL  
Active inmates 03/22/2004

Requestor: Statistics

Self-Rpt Marital Status At Admission by current age & sex

| Marital Status   | M E N |     |       |     |       |     |       |     | W O M E N |     |       |     |       |     |       |     | Grand |     |       |     |       |     |
|------------------|-------|-----|-------|-----|-------|-----|-------|-----|-----------|-----|-------|-----|-------|-----|-------|-----|-------|-----|-------|-----|-------|-----|
|                  | Age   |     | Age   |     | Age   |     | Age   |     | Men       |     | Age   |     | Age   |     | Age   |     | Women |     | Total |     |       |     |
|                  | 00-21 | %   | 22-39 | %   | 40-54 | %   | 55-99 | %   | Total     | %   | 00-21 | %   | 22-39 | %   | 40-54 | %   | 55-99 | %   | Total | %   | Total | %   |
| SINGLE           | 100   | 99  | 2092  | 74  | 914   | 39  | 101   | 17  | 3207      | 55  | 7     | 100 | 85    | 66  | 21    | 22  | 4     | 15  | 117   | 45  | 3324  | 54  |
| MARRIED          | 1     | 1   | 185   | 7   | 408   | 17  | 149   | 25  | 743       | 13  | 0     | 0   | 10    | 8   | 19    | 20  | 3     | 11  | 32    | 12  | 775   | 13  |
| SEPARATED        | 0     | 0   | 79    | 3   | 166   | 7   | 57    | 9   | 302       | 5   | 0     | 0   | 9     | 7   | 12    | 12  | 2     | 7   | 23    | 9   | 325   | 5   |
| DIVORCED         | 0     | 0   | 110   | 4   | 365   | 16  | 148   | 24  | 623       | 11  | 0     | 0   | 7     | 5   | 17    | 18  | 6     | 22  | 30    | 12  | 653   | 11  |
| WIDOWED          | 0     | 0   | 39    | 1   | 101   | 4   | 67    | 11  | 207       | 4   | 0     | 0   | 6     | 5   | 17    | 18  | 11    | 41  | 34    | 13  | 241   | 4   |
| COMMON LAW       | 0     | 0   | 323   | 11  | 385   | 16  | 85    | 14  | 793       | 13  | 0     | 0   | 12    | 9   | 11    | 11  | 1     | 4   | 24    | 9   | 817   | 13  |
| OTHER            | 0     | 0   | 3     | 0   | 2     | 0   | 0     | 0   | 5         | 0   | 0     | 0   | 0     | 0   | 0     | 0   | 0     | 0   | 0     | 0   | 5     | 0   |
| Total reported   | 101   | 100 | 2831  | 100 | 2341  | 100 | 607   | 100 | 5880      | 100 | 7     | 100 | 129   | 100 | 97    | 100 | 27    | 100 | 260   | 100 | 6140  | 100 |
| Percent reported | 88.6  |     | 98.7  |     | 97.8  |     | 97.9  |     | 98.0      |     | 100.0 |     | 99.2  |     | 99.0  |     | 93.1  |     | 98.5  |     | 98.1  |     |
| NOT RPTD         | 13    |     | 38    |     | 53    |     | 13    |     | 117       |     | 0     |     | 1     |     | 1     |     | 2     |     | 4     |     | 121   |     |
| Total            | 114   |     | 2869  |     | 2394  |     | 620   |     | 5997      |     | 7     |     | 130   |     | 98    |     | 29    |     | 264   |     | 6261  |     |

Inmate statistical profile

Sample: ACTIVE PRISONERS SERVING LIFE EXCLUDING JAIL  
Active inmates 03/22/2004

Requestor: Statistics

Self-Rpt Number Of Children At Admission by current age & sex

| Number Of Children   | M E N       |             |             |             |             |             |             |             | W O M E N   |               |          |  |  |  |  |  | Grand Total % |
|----------------------|-------------|-------------|-------------|-------------|-------------|-------------|-------------|-------------|-------------|---------------|----------|--|--|--|--|--|---------------|
|                      | Age 00-21 % | Age 22-39 % | Age 40-54 % | Age 55-99 % | Men Total % | Age 00-21 % | Age 22-39 % | Age 40-54 % | Age 55-99 % | Women Total % |          |  |  |  |  |  |               |
| NO CHILDREN          | 0 0         | 299 17      | 329 18      | 62 12       | 690 17      | 0 0         | 1 1         | 3 3         | 1 4         | 5 2           | 695 16   |  |  |  |  |  |               |
| ONE CHILD            | 15 68       | 715 41      | 544 30      | 95 19       | 1369 34     | 1 100       | 29 33       | 25 29       | 2 7         | 57 28         | 1426 33  |  |  |  |  |  |               |
| TWO CHILDREN         | 2 9         | 378 22      | 428 24      | 112 22      | 920 23      | 0 0         | 28 32       | 30 34       | 5 19        | 63 31         | 983 23   |  |  |  |  |  |               |
| THREE CHILDREN       | 4 18        | 210 12      | 256 14      | 106 21      | 576 14      | 0 0         | 19 22       | 16 18       | 9 33        | 44 22         | 620 14   |  |  |  |  |  |               |
| FOUR CHILDREN        | 1 5         | 82 5        | 122 7       | 62 12       | 267 7       | 0 0         | 5 6         | 8 9         | 6 22        | 19 9          | 286 7    |  |  |  |  |  |               |
| FIVE CHILDREN        | 0 0         | 35 2        | 63 4        | 30 6        | 128 3       | 0 0         | 3 3         | 1 1         | 1 4         | 5 2           | 133 3    |  |  |  |  |  |               |
| MORE THAN 5 CHILDREN | 0 0         | 34 2        | 55 3        | 44 9        | 133 3       | 0 0         | 3 3         | 4 5         | 3 11        | 10 5          | 143 3    |  |  |  |  |  |               |
| Total reported       | 22 100      | 1753 100    | 1797 100    | 511 100     | 4083 100    | 1 100       | 88 100      | 87 100      | 27 100      | 203 100       | 4286 100 |  |  |  |  |  |               |
| Percent reported     | 19.3        | 61.1        | 75.1        | 82.4        | 68.1        | 14.3        | 67.7        | 88.8        | 93.1        | 76.9          | 68.5     |  |  |  |  |  |               |
| NOT REPORTED         | 92          | 1116        | 597         | 109         | 1914        | 6           | 42          | 11          | 2           | 61            | 1975     |  |  |  |  |  |               |
| Total                | 114         | 2869        | 2394        | 620         | 5997        | 7           | 130         | 98          | 29          | 264           | 6261     |  |  |  |  |  |               |
| AVG NUM CHILDREN     | 1.59        | 1.73        | 1.89        | 2.65        | 1.91        | 1.00        | 2.22        | 2.31        | 3.22        | 2.38          | 1.94     |  |  |  |  |  |               |

\* NOTE: THE FIELD LABELED "NO CHILDREN" WAS CORRECTED IN MARCH 1989: MISSING DATA FOR INMATES STILL IN DIAGNOSTICS NOW HAS BEEN REMOVED FROM THIS FIELD AND IDENTIFIED AS "NOT REPORTED" INFORMATION.



Inmate statistical profile

Sample: ACTIVE PRISONERS SERVING LIFE EXCLUDING JAIL  
Active inmates 03/22/2004

Requestor: Statistics

Self-Rpt Religious Affiliation by current age & sex

| Religion         | M E N        |     |              |     |              |     |              |     | W O M E N    |     |              |     |              |     |              |     | Grand        |     |                |     |       |     |
|------------------|--------------|-----|--------------|-----|--------------|-----|--------------|-----|--------------|-----|--------------|-----|--------------|-----|--------------|-----|--------------|-----|----------------|-----|-------|-----|
|                  | Age<br>00-21 | %   | Age<br>22-39 | %   | Age<br>40-54 | %   | Age<br>55-99 | %   | Men<br>Total | %   | Age<br>00-21 | %   | Age<br>22-39 | %   | Age<br>40-54 | %   | Age<br>55-99 | %   | Women<br>Total | %   | Total | %   |
| ISLAM            | 1            | 1   | 151          | 6   | 80           | 4   | 13           | 2   | 245          | 4   | 0            | 0   | 2            | 2   | 0            | 0   | 0            | 0   | 2              | 1   | 247   | 4   |
| CATHOLIC         | 6            | 6   | 84           | 3   | 80           | 4   | 21           | 4   | 191          | 3   | 2            | 29  | 6            | 5   | 4            | 4   | 1            | 4   | 13             | 5   | 204   | 3   |
| BAPTIST          | 37           | 37  | 1230         | 45  | 1337         | 61  | 350          | 61  | 2954         | 53  | 2            | 29  | 71           | 56  | 53           | 56  | 16           | 64  | 142            | 56  | 3096  | 53  |
| METHODIST        | 1            | 1   | 58           | 2   | 75           | 3   | 33           | 6   | 167          | 3   | 0            | 0   | 3            | 2   | 7            | 7   | 0            | 0   | 10             | 4   | 177   | 3   |
| EPISCOPLN        | 0            | 0   | 3            | 0   | 5            | 0   | 3            | 1   | 11           | 0   | 0            | 0   | 1            | 1   | 1            | 1   | 1            | 4   | 3              | 1   | 14    | 0   |
| PRESBYTRN        | 0            | 0   | 5            | 0   | 8            | 0   | 5            | 1   | 18           | 0   | 0            | 0   | 0            | 0   | 0            | 0   | 1            | 4   | 1              | 0   | 19    | 0   |
| CHC OF GOD       | 0            | 0   | 31           | 1   | 28           | 1   | 14           | 2   | 73           | 1   | 0            | 0   | 1            | 1   | 3            | 3   | 0            | 0   | 4              | 2   | 77    | 1   |
| HOLINESS         | 2            | 2   | 104          | 4   | 120          | 5   | 29           | 5   | 255          | 5   | 1            | 14  | 14           | 11  | 11           | 12  | 2            | 8   | 28             | 11  | 283   | 5   |
| JEWISH           | 0            | 0   | 0            | 0   | 3            | 0   | 1            | 0   | 4            | 0   | 0            | 0   | 0            | 0   | 0            | 0   | 0            | 0   | 0              | 0   | 4     | 0   |
| ANGLICAN         | 0            | 0   | 0            | 0   | 0            | 0   | 0            | 0   | 0            | 0   | 0            | 0   | 1            | 1   | 0            | 0   | 0            | 0   | 1              | 0   | 1     | 0   |
| GRK ORTHDX       | 0            | 0   | 0            | 0   | 0            | 0   | 0            | 0   | 0            | 0   | 0            | 0   | 0            | 0   | 0            | 0   | 0            | 0   | 0              | 0   | 0     | 0   |
| HINDU            | 0            | 0   | 1            | 0   | 0            | 0   | 0            | 0   | 1            | 0   | 0            | 0   | 0            | 0   | 0            | 0   | 0            | 0   | 0              | 0   | 1     | 0   |
| BUDDHIST         | 0            | 0   | 5            | 0   | 1            | 0   | 1            | 0   | 7            | 0   | 0            | 0   | 0            | 0   | 0            | 0   | 0            | 0   | 0              | 0   | 7     | 0   |
| TAOIST           | 0            | 0   | 0            | 0   | 0            | 0   | 0            | 0   | 0            | 0   | 0            | 0   | 0            | 0   | 0            | 0   | 0            | 0   | 0              | 0   | 0     | 0   |
| SHINTOIST        | 0            | 0   | 1            | 0   | 0            | 0   | 0            | 0   | 1            | 0   | 0            | 0   | 0            | 0   | 0            | 0   | 0            | 0   | 0              | 0   | 1     | 0   |
| SEVEN D AD       | 0            | 0   | 6            | 0   | 4            | 0   | 2            | 0   | 12           | 0   | 0            | 0   | 0            | 0   | 0            | 0   | 0            | 0   | 0              | 0   | 12    | 0   |
| JEHOVAH WT       | 0            | 0   | 22           | 1   | 17           | 1   | 2            | 0   | 41           | 1   | 0            | 0   | 0            | 0   | 1            | 1   | 0            | 0   | 1              | 0   | 42    | 1   |
| LATR DAY S       | 0            | 0   | 2            | 0   | 1            | 0   | 0            | 0   | 3            | 0   | 0            | 0   | 0            | 0   | 0            | 0   | 0            | 0   | 0              | 0   | 3     | 0   |
| QUAKER           | 0            | 0   | 0            | 0   | 0            | 0   | 0            | 0   | 0            | 0   | 0            | 0   | 0            | 0   | 0            | 0   | 0            | 0   | 0              | 0   | 0     | 0   |
| OTHER PROD       | 17           | 17  | 288          | 11  | 86           | 4   | 27           | 5   | 418          | 7   | 2            | 29  | 15           | 12  | 6            | 6   | 1            | 4   | 24             | 9   | 442   | 8   |
| NONE             | 25           | 25  | 485          | 18  | 165          | 8   | 29           | 5   | 704          | 13  | 0            | 0   | 7            | 6   | 3            | 3   | 0            | 0   | 10             | 4   | 714   | 12  |
| OTHER            | 10           | 10  | 255          | 9   | 186          | 8   | 46           | 8   | 497          | 9   | 0            | 0   | 6            | 5   | 6            | 6   | 3            | 12  | 15             | 6   | 512   | 9   |
| Total reported   | 99           | 100 | 2731         | 100 | 2196         | 100 | 576          | 100 | 5602         | 100 | 7            | 100 | 127          | 100 | 95           | 100 | 25           | 100 | 254            | 100 | 5856  | 100 |
| Percent reported | 86.8         |     | 95.2         |     | 91.7         |     | 92.9         |     | 93.4         |     | 100.0        |     | 97.7         |     | 96.9         |     | 86.2         |     | 96.2           |     | 93.5  |     |
| NOT RPTD         | 15           |     | 138          |     | 198          |     | 44           |     | 395          |     | 0            |     | 3            |     | 3            |     | 4            |     | 10             |     | 405   |     |
| Total            | 114          |     | 2869         |     | 2394         |     | 620          |     | 5997         |     | 7            |     | 130          |     | 98           |     | 29           |     | 264            |     | 6261  |     |

Inmate statistical profile

Sample: ACTIVE PRISONERS SERVING LIFE EXCLUDING JAIL  
Active inmates 03/22/2004

Requestor: Statistics

Self-Rpt Family Behavior Patterns \* by current age & sex

| Family Behavior  | M E N     |           |           |           |           |           |           |           | W O M E N |             |      |     |      |     |      |     | Grand Total | %   |      |     |      |     |
|------------------|-----------|-----------|-----------|-----------|-----------|-----------|-----------|-----------|-----------|-------------|------|-----|------|-----|------|-----|-------------|-----|------|-----|------|-----|
|                  | Age 00-21 | Age 22-39 | Age 40-54 | Age 55-99 | Men Total | Age 00-21 | Age 22-39 | Age 40-54 | Age 55-99 | Women Total |      |     |      |     |      |     |             |     |      |     |      |     |
| CRIMINLTY        | 32        | 21        | 773       | 23        | 599       | 28        | 120       | 26        | 1524      | 25          | 5    | 26  | 46   | 18  | 16   | 17  | 6           | 18  | 73   | 18  | 1597 | 24  |
| ALCOHOLISM       | 17        | 11        | 336       | 10        | 339       | 16        | 70        | 15        | 762       | 12          | 4    | 21  | 28   | 11  | 20   | 22  | 6           | 18  | 58   | 15  | 820  | 12  |
| DRUG ABUSE       | 15        | 10        | 216       | 6         | 94        | 4         | 13        | 3         | 338       | 5           | 1    | 5   | 27   | 11  | 7    | 8   | 2           | 6   | 37   | 9   | 375  | 6   |
| DOMINERING       | 0         | 0         | 11        | 0         | 16        | 1         | 0         | 0         | 27        | 0           | 1    | 5   | 18   | 7   | 8    | 9   | 3           | 9   | 30   | 8   | 57   | 1   |
| MIGRANT          | 0         | 0         | 37        | 1         | 47        | 2         | 3         | 1         | 87        | 1           | 1    | 5   | 2    | 1   | 2    | 2   | 0           | 0   | 5    | 1   | 92   | 1   |
| INFL BTGS        | 5         | 3         | 132       | 4         | 103       | 5         | 20        | 4         | 260       | 4           | 0    | 0   | 26   | 10  | 10   | 11  | 3           | 9   | 39   | 10  | 299  | 5   |
| PERMISSIVE       | 1         | 1         | 5         | 0         | 14        | 1         | 5         | 1         | 25        | 0           | 1    | 5   | 10   | 4   | 1    | 1   | 1           | 3   | 13   | 3   | 38   | 1   |
| FATH ABSNT       | 67        | 44        | 1551      | 45        | 759       | 35        | 184       | 40        | 2561      | 41          | 5    | 26  | 58   | 23  | 17   | 18  | 8           | 24  | 88   | 22  | 2649 | 40  |
| MOTH ABSNT       | 16        | 10        | 325       | 9         | 184       | 8         | 38        | 8         | 563       | 9           | 1    | 5   | 18   | 7   | 5    | 5   | 2           | 6   | 26   | 7   | 589  | 9   |
| NONE             | 1         | 1         | 37        | 1         | 19        | 1         | 4         | 1         | 61        | 1           | 0    | 0   | 18   | 7   | 7    | 8   | 2           | 6   | 27   | 7   | 88   | 1   |
| Total reported   | 154       | 100       | 3423      | 100       | 2174      | 100       | 457       | 100       | 6208      | 100         | 19   | 100 | 251  | 100 | 93   | 100 | 33          | 100 | 396  | 100 | 6604 | 100 |
| Percent reported | 69.3      |           | 73.6      |           | 60.4      |           | 53.1      |           | 66.2      |             | 85.7 |     | 77.7 |     | 54.1 |     | 58.6        |     | 67.0 |     | 66.2 |     |
| OTHER            | 35        |           | 756       |           | 947       |           | 291       |           | 2029      |             | 1    |     | 29   |     | 45   |     | 12          |     | 87   |     | 2116 |     |
| Total            | 114       |           | 2869      |           | 2394      |           | 620       |           | 5997      |             | 7    |     | 130  |     | 98   |     | 29          |     | 264  |     | 6261 |     |

\* NOTE: SINCE THERE CAN BE UP TO FIVE BEHAVIOR CODES PER INMATE, THE NUMBER OF CASES REPORTED IN THE DETAIL LINES AND THE TOTAL REPORTED LINE MAY EXCEED THE TOTAL NUMBER OF CASES. IN SHORT, THIS TABLE COUNTS THE NUMBER OF BEHAVIOR PROBLEMS, NOT INMATES.

Inmate statistical profile

Sample: ACTIVE PRISONERS SERVING LIFE EXCLUDING JAIL  
Active inmates 03/22/2004

Requestor: Statistics

Inmate Diagnostic Behavior Problem \* by current age & sex

| Diagnostic Problem | M E N     |     |           |     |           |     |           |     | W O M E N |     |           |     |           |     |           |     | Grand Total | %   |           |     |             |     |
|--------------------|-----------|-----|-----------|-----|-----------|-----|-----------|-----|-----------|-----|-----------|-----|-----------|-----|-----------|-----|-------------|-----|-----------|-----|-------------|-----|
|                    | Age 00-21 | %   | Age 22-39 | %   | Age 40-54 | %   | Age 55-99 | %   | Men Total | %   | Age 00-21 | %   | Age 22-39 | %   | Age 40-54 | %   |             |     | Age 55-99 | %   | Women Total | %   |
| ALCOHOLIC          | 5         | 2   | 118       | 2   | 153       | 3   | 60        | 6   | 336       | 3   | 0         | 0   | 2         | 1   | 14        | 8   | 1           | 3   | 17        | 4   | 353         | 3   |
| ALCOH ABSE         | 29        | 12  | 784       | 14  | 750       | 17  | 166       | 16  | 1729      | 16  | 0         | 0   | 20        | 9   | 16        | 10  | 4           | 11  | 40        | 9   | 1769        | 15  |
| DRUG EXP           | 19        | 8   | 817       | 15  | 475       | 11  | 63        | 6   | 1374      | 12  | 1         | 7   | 20        | 9   | 18        | 11  | 1           | 3   | 40        | 9   | 1414        | 12  |
| DRUG ABSE          | 53        | 23  | 901       | 17  | 784       | 18  | 90        | 9   | 1828      | 16  | 1         | 7   | 44        | 19  | 30        | 18  | 1           | 3   | 76        | 17  | 1904        | 16  |
| NARC ADDCT         | 2         | 1   | 75        | 1   | 101       | 2   | 15        | 1   | 193       | 2   | 1         | 7   | 1         | 0   | 5         | 3   | 0           | 0   | 7         | 2   | 200         | 2   |
| EPILEPTIC          | 1         | 0   | 30        | 1   | 27        | 1   | 6         | 1   | 64        | 1   | 0         | 0   | 1         | 0   | 2         | 1   | 0           | 0   | 3         | 1   | 67          | 1   |
| MANIPULTVE         | 25        | 11  | 378       | 7   | 191       | 4   | 34        | 3   | 628       | 6   | 0         | 0   | 5         | 2   | 0         | 0   | 1           | 3   | 6         | 1   | 634         | 5   |
| ASSAULTIVE         | 82        | 35  | 1605      | 29  | 1113      | 25  | 287       | 28  | 3087      | 28  | 7         | 50  | 76        | 32  | 37        | 22  | 10          | 27  | 130       | 29  | 3217        | 28  |
| ESCAPE TEND        | 4         | 2   | 95        | 2   | 202       | 5   | 76        | 8   | 377       | 3   | 0         | 0   | 1         | 0   | 4         | 2   | 0           | 0   | 5         | 1   | 382         | 3   |
| SUICIDAL           | 7         | 3   | 136       | 2   | 145       | 3   | 22        | 2   | 310       | 3   | 2         | 14  | 20        | 9   | 7         | 4   | 3           | 8   | 32        | 7   | 342         | 3   |
| WITHDRAWN          | 2         | 1   | 32        | 1   | 29        | 1   | 10        | 1   | 73        | 1   | 1         | 7   | 9         | 4   | 3         | 2   | 1           | 3   | 14        | 3   | 87          | 1   |
| PR RLTY CT         | 1         | 0   | 33        | 1   | 57        | 1   | 19        | 2   | 110       | 1   | 1         | 7   | 5         | 2   | 4         | 2   | 1           | 3   | 11        | 2   | 121         | 1   |
| HOMOSEXUAL         | 0         | 0   | 11        | 0   | 13        | 0   | 6         | 1   | 30        | 0   | 0         | 0   | 6         | 3   | 5         | 3   | 0           | 0   | 11        | 2   | 41          | 0   |
| NONE               | 0         | 0   | 203       | 4   | 250       | 6   | 102       | 10  | 555       | 5   | 0         | 0   | 7         | 3   | 15        | 9   | 7           | 19  | 29        | 6   | 584         | 5   |
| OTHER              | 0         | 0   | 66        | 1   | 68        | 2   | 28        | 3   | 162       | 1   | 0         | 0   | 0         | 0   | 0         | 0   | 3           | 8   | 3         | 1   | 165         | 1   |
| NOT RPTD           | 3         | 1   | 160       | 3   | 77        | 2   | 25        | 2   | 265       | 2   | 0         | 0   | 17        | 7   | 6         | 4   | 4           | 11  | 27        | 6   | 292         | 3   |
| Total reported     | 233       | 100 | 5449      | 100 | 4436      | 100 | 1009      | 100 | 11127     | 100 | 14        | 100 | 234       | 100 | 167       | 100 | 37          | 100 | 452       | 100 | 11579       | 100 |
| Percent reported   | 100.0     |     | 99.8      |     | 100.0     |     | 100.0     |     | 99.9      |     | 100.0     |     | 100.0     |     | 99.0      |     | 100.0       |     | 99.6      |     | 99.9        |     |
| UNKNOWN            | 0         |     | 5         |     | 1         |     | 0         |     | 6         |     | 0         |     | 0         |     | 1         |     | 0           |     | 1         |     | 7           |     |
| Total              | 114       |     | 2869      |     | 2394      |     | 620       |     | 5997      |     | 7         |     | 130       |     | 98        |     | 29          |     | 264       |     | 6261        |     |

\* NOTE: SINCE THERE CAN BE UP TO FIVE BEHAVIOR CODES PER INMATE, THE NUMBER OF CASES REPORTED IN THE DETAIL LINES AND THE TOTAL REPORTED LINE MAY EXCEED THE TOTAL NUMBER OF CASES. IN SHORT, THIS TABLE COUNTS THE NUMBER OF BEHAVIOR PROBLEMS, NOT INMATES.

Inmate statistical profile

Sample: ACTIVE PRISONERS SERVING LIFE EXCLUDING JAIL  
Active inmates 03/22/2004

Requestor: Statistics

Physical Profile (General Condition) by current age & sex

| Physical Profile      | M E N          |                |                |                |          |  |                |                | W O M E N      |                |         |          |  |  |  |  | Grand<br>Total % |
|-----------------------|----------------|----------------|----------------|----------------|----------|--|----------------|----------------|----------------|----------------|---------|----------|--|--|--|--|------------------|
|                       | Age<br>00-21 % | Age<br>22-39 % | Age<br>40-54 % | Age<br>55-99 % | Men      |  | Age<br>00-21 % | Age<br>22-39 % | Age<br>40-54 % | Age<br>55-99 % | Women   |          |  |  |  |  |                  |
| NO LIMITATION         | 95 92          | 2189 77        | 1290 54        | 136 22         | 3710 62  |  | 7 100          | 95 77          | 42 44          | 1 4            | 145 57  | 3855 62  |  |  |  |  |                  |
| DEFECT NO MAJOR LIMIT | 5 5            | 382 13         | 643 27         | 193 31         | 1223 21  |  | 0 0            | 20 16          | 37 39          | 9 32           | 66 26   | 1289 21  |  |  |  |  |                  |
| DEFECT MAJOR LIMIT    | 3 3            | 273 10         | 432 18         | 246 40         | 954 16   |  | 0 0            | 8 7            | 17 18          | 14 50          | 39 15   | 993 16   |  |  |  |  |                  |
| VERY MAJOR DEFECT     | 0 0            | 4 0            | 16 1           | 45 7           | 65 1     |  | 0 0            | 0 0            | 0 0            | 4 14           | 4 2     | 69 1     |  |  |  |  |                  |
| Total reported        | 103 100        | 2848 100       | 2381 100       | 620 100        | 5952 100 |  | 7 100          | 123 100        | 96 100         | 28 100         | 254 100 | 6206 100 |  |  |  |  |                  |
| Percent reported      | 90.4           | 99.3           | 99.5           | 100.0          | 99.2     |  | 100.0          | 94.6           | 98.0           | 96.6           | 96.2    | 99.1     |  |  |  |  |                  |
| NOT REPORTED          | 11             | 21             | 13             | 0              | 45       |  | 0              | 7              | 2              | 1              | 10      | 55       |  |  |  |  |                  |
| Total                 | 114            | 2869           | 2394           | 620            | 5997     |  | 7              | 130            | 98             | 29             | 264     | 6261     |  |  |  |  |                  |

Inmate statistical profile

Sample: ACTIVE PRISONERS SERVING LIFE EXCLUDING JAIL  
Active inmates 03/22/2004

Requestor: Statistics

Security Status by current age & sex

| Security         | M E N        |     |              |     |              |     |              |     | W O M E N    |     |              |     |              |     |              |     | Grand        |     |                |     |                |     |
|------------------|--------------|-----|--------------|-----|--------------|-----|--------------|-----|--------------|-----|--------------|-----|--------------|-----|--------------|-----|--------------|-----|----------------|-----|----------------|-----|
|                  | Age<br>00-21 | %   | Age<br>22-39 | %   | Age<br>40-54 | %   | Age<br>55-99 | %   | Men<br>Total | %   | Age<br>00-21 | %   | Age<br>22-39 | %   | Age<br>40-54 | %   | Age<br>55-99 | %   | Women<br>Total | %   | Grand<br>Total | %   |
| DIAG INCOM       | 0            | 0   | 0            | 0   | 0            | 0   | 0            | 0   | 0            | 0   | 0            | 0   | 0            | 0   | 0            | 0   | 0            | 0   | 0              | 0   | 0              | 0   |
| WRK RELEAS       | 0            | 0   | 0            | 0   | 0            | 0   | 0            | 0   | 0            | 0   | 0            | 0   | 0            | 0   | 0            | 0   | 0            | 0   | 0              | 0   | 0              | 0   |
| TRUSTY           | 0            | 0   | 7            | 0   | 17           | 1   | 5            | 1   | 29           | 0   | 0            | 0   | 0            | 2   | 2            | 0   | 0            | 2   | 1              | 31  | 0              | 0   |
| MINIMUM          | 1            | 1   | 454          | 16  | 649          | 27  | 190          | 31  | 1294         | 22  | 0            | 0   | 43           | 33  | 56           | 57  | 23           | 79  | 122            | 46  | 1416           | 23  |
| MEDIUM           | 12           | 11  | 1209         | 42  | 1276         | 53  | 347          | 56  | 2844         | 47  | 1            | 14  | 43           | 33  | 31           | 32  | 6            | 21  | 81             | 31  | 2925           | 47  |
| CLOSE            | 79           | 69  | 1058         | 37  | 380          | 16  | 73           | 12  | 1590         | 27  | 6            | 86  | 41           | 32  | 8            | 8   | 0            | 0   | 55             | 21  | 1645           | 26  |
| MAXIMUM          | 7            | 6   | 105          | 4   | 52           | 2   | 4            | 1   | 168          | 3   | 0            | 0   | 0            | 0   | 1            | 1   | 0            | 0   | 1              | 0   | 169            | 3   |
| DIAGNOSTIC       | 15           | 13  | 36           | 1   | 20           | 1   | 1            | 0   | 72           | 1   | 0            | 0   | 3            | 2   | 0            | 0   | 0            | 0   | 3              | 1   | 75             | 1   |
| Total reported   | 114          | 100 | 2869         | 100 | 2394         | 100 | 620          | 100 | 5997         | 100 | 7            | 100 | 130          | 100 | 98           | 100 | 29           | 100 | 264            | 100 | 6261           | 100 |
| Percent reported | 100.0        |     | 100.0        |     | 100.0        |     | 100.0        |     | 100.0        |     | 100.0        |     | 100.0        |     | 100.0        |     | 100.0        |     | 100.0          |     | 100.0          |     |
| NOT RPTD         | 0            |     | 0            |     | 0            |     | 0            |     | 0            |     | 0            |     | 0            |     | 0            |     | 0            |     | 0              |     | 0              |     |
| Total            | 114          |     | 2869         |     | 2394         |     | 620          |     | 5997         |     | 7            |     | 130          |     | 98           |     | 29           |     | 264            |     | 6261           |     |

\* NOTE: BEGINNING IN JULY 1987, THE FACILITIES  
DIVISION NO LONGER CODED INMATES AS BEING WORK RELEASE

Inmate statistical profile

Sample: ACTIVE PRISONERS SERVING LIFE EXCLUDING JAIL  
Active inmates 03/22/2004

Requestor: Statistics

Number Of Sentences by current age & sex

| Number Of Sentences | M E N       |             |             |             |             |             |             |             | W O M E N   |               |          |  |  |  |  |  | Grand Total % |
|---------------------|-------------|-------------|-------------|-------------|-------------|-------------|-------------|-------------|-------------|---------------|----------|--|--|--|--|--|---------------|
|                     | Age 00-21 % | Age 22-39 % | Age 40-54 % | Age 55-99 % | Men Total % | Age 00-21 % | Age 22-39 % | Age 40-54 % | Age 55-99 % | Women Total % |          |  |  |  |  |  |               |
| ONE                 | 29 25       | 705 25      | 590 25      | 204 33      | 1528 25     | 3 43        | 40 31       | 53 54       | 13 45       | 109 41        | 1637 26  |  |  |  |  |  |               |
| TWO                 | 27 24       | 683 24      | 574 24      | 147 24      | 1431 24     | 1 14        | 48 37       | 22 22       | 9 31        | 80 30         | 1511 24  |  |  |  |  |  |               |
| THREE               | 18 16       | 483 17      | 426 18      | 89 14       | 1016 17     | 2 29        | 22 17       | 10 10       | 4 14        | 38 14         | 1054 17  |  |  |  |  |  |               |
| FOUR                | 17 15       | 325 11      | 269 11      | 59 10       | 670 11      | 0 0         | 8 6         | 4 4         | 1 3         | 13 5          | 683 11   |  |  |  |  |  |               |
| FIVE                | 2 2         | 226 8       | 170 7       | 36 6        | 434 7       | 1 14        | 6 5         | 5 5         | 1 3         | 13 5          | 447 7    |  |  |  |  |  |               |
| MORE THAN FIVE      | 21 18       | 447 16      | 365 15      | 85 14       | 918 15      | 0 0         | 6 5         | 4 4         | 1 3         | 11 4          | 929 15   |  |  |  |  |  |               |
| Total reported      | 114 100     | 2869 100    | 2394 100    | 620 100     | 5997 100    | 7 100       | 130 100     | 98 100      | 29 100      | 264 100       | 6261 100 |  |  |  |  |  |               |
| Percent reported    | 100.0       | 100.0       | 100.0       | 100.0       | 100.0       | 100.0       | 100.0       | 100.0       | 100.0       | 100.0         | 100.0    |  |  |  |  |  |               |
| NOT REPORTED        | 0           | 0           | 0           | 0           | 0           | 0           | 0           | 0           | 0           | 0             | 0        |  |  |  |  |  |               |
| Total               | 114         | 2869        | 2394        | 620         | 5997        | 7           | 130         | 98          | 29          | 264           | 6261     |  |  |  |  |  |               |
| AVG NUM SENTENCES   | 3.26        | 3.39        | 3.38        | 3.05        | 3.35        | 2.29        | 2.42        | 2.05        | 2.00        | 2.23          | 3.30     |  |  |  |  |  |               |

Inmate statistical profile

Sample: ACTIVE PRISONERS SERVING LIFE EXCLUDING JAIL  
Active inmates 03/22/2004

Requestor: Statistics

Number Of Disciplinaries by current age & sex

| Disciplinaries   | M E N       |             |             |             |             |             |             |             | W O M E N   |               |          |  |  |  |  |  | Grand Total % |
|------------------|-------------|-------------|-------------|-------------|-------------|-------------|-------------|-------------|-------------|---------------|----------|--|--|--|--|--|---------------|
|                  | Age 00-21 % | Age 22-39 % | Age 40-54 % | Age 55-99 % | Men Total % | Age 00-21 % | Age 22-39 % | Age 40-54 % | Age 55-99 % | Women Total % |          |  |  |  |  |  |               |
| ZERO             | 36 32       | 353 12      | 347 14      | 129 21      | 865 14      | 2 29        | 30 23       | 22 22       | 13 45       | 67 25         | 932 15   |  |  |  |  |  |               |
| ONE              | 18 16       | 248 9       | 261 11      | 95 15       | 622 10      | 1 14        | 14 11       | 12 12       | 7 24        | 34 13         | 656 10   |  |  |  |  |  |               |
| TWO              | 7 6         | 177 6       | 199 8       | 65 10       | 448 7       | 2 29        | 11 8        | 9 9         | 3 10        | 25 9          | 473 8    |  |  |  |  |  |               |
| THREE            | 5 4         | 181 6       | 152 6       | 49 8        | 387 6       | 0 0         | 9 7         | 12 12       | 2 7         | 23 9          | 410 7    |  |  |  |  |  |               |
| FOUR             | 5 4         | 154 5       | 125 5       | 41 7        | 325 5       | 0 0         | 7 5         | 8 8         | 0 0         | 15 6          | 340 5    |  |  |  |  |  |               |
| FIVE             | 1 1         | 117 4       | 114 5       | 28 5        | 260 4       | 0 0         | 7 5         | 3 3         | 0 0         | 10 4          | 270 4    |  |  |  |  |  |               |
| MORE THAN FIVE   | 42 37       | 1639 57     | 1196 50     | 213 34      | 3090 52     | 2 29        | 52 40       | 32 33       | 4 14        | 90 34         | 3180 51  |  |  |  |  |  |               |
| Total reported   | 114 100     | 2869 100    | 2394 100    | 620 100     | 5997 100    | 7 100       | 130 100     | 98 100      | 29 100      | 264 100       | 6261 100 |  |  |  |  |  |               |
| Percent reported | 100.0       | 100.0       | 100.0       | 100.0       | 100.0       | 100.0       | 100.0       | 100.0       | 100.0       | 100.0         | 100.0    |  |  |  |  |  |               |
| NOT REPORTED     | 0           | 0           | 0           | 0           | 0           | 0           | 0           | 0           | 0           | 0             | 0        |  |  |  |  |  |               |
| Total            | 114         | 2869        | 2394        | 620         | 5997        | 7           | 130         | 98          | 29          | 264           | 6261     |  |  |  |  |  |               |
| AVG NUM DISCIP   | 6.96        | 12.85       | 11.98       | 7.20        | 11.81       | 2.43        | 8.28        | 8.71        | 2.10        | 7.61          | 11.63    |  |  |  |  |  |               |

Inmate statistical profile

Sample: ACTIVE PRISONERS SERVING LIFE EXCLUDING JAIL  
Active inmates 03/22/2004

Requestor: Statistics

Number Of Escapes by current age & sex

| Escapes          | M E N          |                |                |                |          |  |                |                | W O M E N      |                |         |          |  |  |  |  | Grand<br>Total % |
|------------------|----------------|----------------|----------------|----------------|----------|--|----------------|----------------|----------------|----------------|---------|----------|--|--|--|--|------------------|
|                  | Age<br>00-21 % | Age<br>22-39 % | Age<br>40-54 % | Age<br>55-99 % | Men %    |  | Age<br>00-21 % | Age<br>22-39 % | Age<br>40-54 % | Age<br>55-99 % | Women % |          |  |  |  |  |                  |
| ZERO             | 114 100        | 2848 99        | 2310 96        | 591 95         | 5863 98  |  | 7 100          | 130 100        | 97 99          | 29 100         | 263 100 | 6126 98  |  |  |  |  |                  |
| ONE              | 0 0            | 20 1           | 70 3           | 21 3           | 111 2    |  | 0 0            | 0 0            | 1 1            | 0 0            | 1 0     | 112 2    |  |  |  |  |                  |
| TWO              | 0 0            | 1 0            | 12 1           | 5 1            | 18 0     |  | 0 0            | 0 0            | 0 0            | 0 0            | 0 0     | 18 0     |  |  |  |  |                  |
| THREE            | 0 0            | 0 0            | 2 0            | 2 0            | 4 0      |  | 0 0            | 0 0            | 0 0            | 0 0            | 0 0     | 4 0      |  |  |  |  |                  |
| FOUR             | 0 0            | 0 0            | 0 0            | 1 0            | 1 0      |  | 0 0            | 0 0            | 0 0            | 0 0            | 0 0     | 1 0      |  |  |  |  |                  |
| FIVE             | 0 0            | 0 0            | 0 0            | 0 0            | 0 0      |  | 0 0            | 0 0            | 0 0            | 0 0            | 0 0     | 0 0      |  |  |  |  |                  |
| MORE THAN FIVE   | 0 0            | 0 0            | 0 0            | 0 0            | 0 0      |  | 0 0            | 0 0            | 0 0            | 0 0            | 0 0     | 0 0      |  |  |  |  |                  |
| Total reported   | 114 100        | 2869 100       | 2394 100       | 620 100        | 5997 100 |  | 7 100          | 130 100        | 98 100         | 29 100         | 264 100 | 6261 100 |  |  |  |  |                  |
| Percent reported | 100.0          | 100.0          | 100.0          | 100.0          | 100.0    |  | 100.0          | 100.0          | 100.0          | 100.0          | 100.0   | 100.0    |  |  |  |  |                  |
| NOT REPORTED     | 0              | 0              | 0              | 0              | 0        |  | 0              | 0              | 0              | 0              | 0       | 0        |  |  |  |  |                  |
| Total            | 114            | 2869           | 2394           | 620            | 5997     |  | 7              | 130            | 98             | 29             | 264     | 6261     |  |  |  |  |                  |
| AVG NUM ESCAPES  | .00            | .01            | .04            | .07            | .03      |  | .00            | .00            | .01            | .00            | .00     | .03      |  |  |  |  |                  |



Inmate statistical profile

Sample: ACTIVE PRISONERS SERVING LIFE EXCLUDING JAIL  
Active inmates 03/22/2004

Requestor: Statistics

Number Of Prior Georgia Incarcerations \* by current age & sex

| Prior Incarcerations | M E N       |             |             |             |             |             |             |             | W O M E N   |               |          |  |  |  |  |  | Grand Total % |
|----------------------|-------------|-------------|-------------|-------------|-------------|-------------|-------------|-------------|-------------|---------------|----------|--|--|--|--|--|---------------|
|                      | Age 00-21 % | Age 22-39 % | Age 40-54 % | Age 55-99 % | Men Total % | Age 00-21 % | Age 22-39 % | Age 40-54 % | Age 55-99 % | Women Total % |          |  |  |  |  |  |               |
| ZERO                 | 111 97      | 2142 75     | 1177 49     | 320 52      | 3750 63     | 7 100       | 119 92      | 82 84       | 26 90       | 234 89        | 3984 64  |  |  |  |  |  |               |
| ONE                  | 3 3         | 416 14      | 556 23      | 142 23      | 1117 19     | 0 0         | 6 5         | 10 10       | 2 7         | 18 7          | 1135 18  |  |  |  |  |  |               |
| TWO                  | 0 0         | 179 6       | 323 13      | 90 15       | 592 10      | 0 0         | 3 2         | 6 6         | 1 3         | 10 4          | 602 10   |  |  |  |  |  |               |
| THREE                | 0 0         | 91 3        | 194 8       | 45 7        | 330 6       | 0 0         | 2 2         | 0 0         | 0 0         | 2 1           | 332 5    |  |  |  |  |  |               |
| FOUR                 | 0 0         | 32 1        | 82 3        | 17 3        | 131 2       | 0 0         | 0 0         | 0 0         | 0 0         | 0 0           | 131 2    |  |  |  |  |  |               |
| FIVE                 | 0 0         | 4 0         | 42 2        | 2 0         | 48 1        | 0 0         | 0 0         | 0 0         | 0 0         | 0 0           | 48 1     |  |  |  |  |  |               |
| MORE THAN FIVE       | 0 0         | 5 0         | 20 1        | 4 1         | 29 0        | 0 0         | 0 0         | 0 0         | 0 0         | 0 0           | 29 0     |  |  |  |  |  |               |
| Total reported       | 114 100     | 2869 100    | 2394 100    | 620 100     | 5997 100    | 7 100       | 130 100     | 98 100      | 29 100      | 264 100       | 6261 100 |  |  |  |  |  |               |
| Percent reported     | 100.0       | 100.0       | 100.0       | 100.0       | 100.0       | 100.0       | 100.0       | 100.0       | 100.0       | 100.0         | 100.0    |  |  |  |  |  |               |
| NOT REPORTED         | 0           | 0           | 0           | 0           | 0           | 0           | 0           | 0           | 0           | 0             | 0        |  |  |  |  |  |               |
| Total                | 114         | 2869        | 2394        | 620         | 5997        | 7           | 130         | 98          | 29          | 264           | 6261     |  |  |  |  |  |               |
| AVG # INCARCERATIONS | .03         | .43         | 1.02        | .90         | .71         | .00         | .14         | .22         | .14         | .17           | .68      |  |  |  |  |  |               |

\* This data counts a parole revocation on an existing sentence AS A prior incarceration. Also, this data counts, for any cohort of inmates, the total number of Georgia incarcerations the inmate has had during his entire criminal career. For example, if an inmate was admitted to prison first in FY72, and then re-admitted in FY79 and FY85, he had two prior incarcerations before the FY85 admission. This inmate's records show two prior incarcerations in all three of his records since he has had two prior incarcerations in his criminal career. If the cohort of FY72 admissions is selected for analysis, two prior incarcerations will be listed for this inmate even though in FY72, he had no prior incarcerations.

Inmate statistical profile

Sample: ACTIVE PRISONERS SERVING LIFE EXCLUDING JAIL  
Active inmates 03/22/2004

Requestor: Statistics

Number Of Transfers by current age & sex

| Transfers         | M E N       |             |             |             |             |             |             |             | W O M E N   |               |          |  |  |  |  |  | Grand Total % |
|-------------------|-------------|-------------|-------------|-------------|-------------|-------------|-------------|-------------|-------------|---------------|----------|--|--|--|--|--|---------------|
|                   | Age 00-21 % | Age 22-39 % | Age 40-54 % | Age 55-99 % | Men Total % | Age 00-21 % | Age 22-39 % | Age 40-54 % | Age 55-99 % | Women Total % |          |  |  |  |  |  |               |
| ZERO              | 28 25       | 78 3        | 28 1        | 4 1         | 138 2       | 1 14        | 8 6         | 4 4         | 3 10        | 16 6          | 154 2    |  |  |  |  |  |               |
| ONE               | 64 56       | 800 28      | 385 16      | 97 16       | 1346 22     | 6 86        | 55 42       | 26 27       | 7 24        | 94 36         | 1440 23  |  |  |  |  |  |               |
| TWO               | 17 15       | 625 22      | 350 15      | 103 17      | 1095 18     | 0 0         | 31 24       | 19 19       | 6 21        | 56 21         | 1151 18  |  |  |  |  |  |               |
| THREE             | 5 4         | 455 16      | 325 14      | 82 13       | 867 14      | 0 0         | 17 13       | 15 15       | 5 17        | 37 14         | 904 14   |  |  |  |  |  |               |
| FOUR              | 0 0         | 287 10      | 277 12      | 72 12       | 636 11      | 0 0         | 11 8        | 14 14       | 3 10        | 28 11         | 664 11   |  |  |  |  |  |               |
| FIVE              | 0 0         | 206 7       | 223 9       | 58 9        | 487 8       | 0 0         | 2 2         | 9 9         | 3 10        | 14 5          | 501 8    |  |  |  |  |  |               |
| MORE THAN FIVE    | 0 0         | 418 15      | 806 34      | 204 33      | 1428 24     | 0 0         | 6 5         | 11 11       | 2 7         | 19 7          | 1447 23  |  |  |  |  |  |               |
| Total reported    | 114 100     | 2869 100    | 2394 100    | 620 100     | 5997 100    | 7 100       | 130 100     | 98 100      | 29 100      | 264 100       | 6261 100 |  |  |  |  |  |               |
| Percent reported  | 100.0       | 100.0       | 100.0       | 100.0       | 100.0       | 100.0       | 100.0       | 100.0       | 100.0       | 100.0         | 100.0    |  |  |  |  |  |               |
| NOT REPORTED      | 0           | 0           | 0           | 0           | 0           | 0           | 0           | 0           | 0           | 0             | 0        |  |  |  |  |  |               |
| Total             | 114         | 2869        | 2394        | 620         | 5997        | 7           | 130         | 98          | 29          | 264           | 6261     |  |  |  |  |  |               |
| AVG NUM TRANSFERS | .99         | 3.16        | 4.95        | 4.88        | 4.01        | .86         | 2.04        | 2.95        | 2.59        | 2.41          | 3.94     |  |  |  |  |  |               |

Inmate statistical profile

Sample: ACTIVE PRISONERS SERVING LIFE EXCLUDING JAIL  
Active inmates 03/22/2004

Requestor: Statistics

County Of Conviction by current age & sex

| County Of Conviction | Age   |   | Age   |   | M E N |   |     |   | Age |   | Age   |    | W O M E N |   |     |   | Women |   | Grand |   |       |   |
|----------------------|-------|---|-------|---|-------|---|-----|---|-----|---|-------|----|-----------|---|-----|---|-------|---|-------|---|-------|---|
|                      | 00-21 | % | 22-39 | % | Age   | % | Age | % | Men | % | 00-21 | %  | 22-39     | % | Age | % | Age   | % | Total | % | Total | % |
| Appling              | 0     | 0 | 4     | 0 | 4     | 0 | 2   | 0 | 10  | 0 | 0     | 0  | 0         | 0 | 0   | 0 | 0     | 0 | 0     | 0 | 10    | 0 |
| Atkinson             | 0     | 0 | 1     | 0 | 3     | 0 | 2   | 0 | 6   | 0 | 0     | 0  | 0         | 0 | 1   | 1 | 0     | 0 | 1     | 0 | 7     | 0 |
| Bacon                | 0     | 0 | 4     | 0 | 5     | 0 | 0   | 0 | 9   | 0 | 0     | 0  | 0         | 0 | 0   | 0 | 0     | 0 | 0     | 0 | 9     | 0 |
| Baker                | 0     | 0 | 1     | 0 | 1     | 0 | 0   | 0 | 2   | 0 | 0     | 0  | 0         | 0 | 0   | 0 | 0     | 0 | 0     | 0 | 2     | 0 |
| Baldwin              | 1     | 1 | 16    | 1 | 10    | 0 | 4   | 1 | 31  | 1 | 0     | 0  | 1         | 1 | 0   | 0 | 0     | 0 | 1     | 0 | 32    | 1 |
| Banks                | 0     | 0 | 0     | 0 | 7     | 0 | 5   | 1 | 12  | 0 | 0     | 0  | 0         | 0 | 0   | 0 | 0     | 0 | 0     | 0 | 12    | 0 |
| Barrow               | 0     | 0 | 3     | 0 | 11    | 0 | 4   | 1 | 18  | 0 | 0     | 0  | 0         | 0 | 0   | 0 | 1     | 3 | 1     | 0 | 19    | 0 |
| Bartow               | 0     | 0 | 23    | 1 | 22    | 1 | 6   | 1 | 51  | 1 | 0     | 0  | 1         | 1 | 0   | 0 | 0     | 0 | 1     | 0 | 52    | 1 |
| Ben Hill             | 1     | 1 | 5     | 0 | 9     | 0 | 4   | 1 | 19  | 0 | 1     | 14 | 0         | 0 | 0   | 0 | 0     | 0 | 1     | 0 | 20    | 0 |
| Berrien              | 0     | 0 | 3     | 0 | 2     | 0 | 0   | 0 | 5   | 0 | 0     | 0  | 0         | 0 | 0   | 0 | 0     | 0 | 0     | 0 | 5     | 0 |
| Bibb                 | 5     | 4 | 76    | 3 | 100   | 4 | 24  | 4 | 205 | 3 | 0     | 0  | 1         | 1 | 4   | 4 | 1     | 3 | 6     | 2 | 211   | 3 |
| Bleckley             | 0     | 0 | 5     | 0 | 4     | 0 | 1   | 0 | 10  | 0 | 0     | 0  | 0         | 0 | 0   | 0 | 1     | 3 | 1     | 0 | 11    | 0 |
| Brantley             | 1     | 1 | 1     | 0 | 2     | 0 | 4   | 1 | 8   | 0 | 1     | 14 | 0         | 0 | 0   | 0 | 0     | 0 | 1     | 0 | 9     | 0 |
| Brooks               | 0     | 0 | 5     | 0 | 1     | 0 | 4   | 1 | 10  | 0 | 0     | 0  | 0         | 0 | 0   | 0 | 0     | 0 | 0     | 0 | 10    | 0 |
| Bryan                | 0     | 0 | 6     | 0 | 5     | 0 | 3   | 0 | 14  | 0 | 0     | 0  | 0         | 0 | 0   | 0 | 1     | 3 | 1     | 0 | 15    | 0 |
| Bulloch              | 4     | 4 | 19    | 1 | 12    | 1 | 5   | 1 | 40  | 1 | 0     | 0  | 1         | 1 | 1   | 1 | 2     | 7 | 4     | 2 | 44    | 1 |
| Burke                | 2     | 2 | 13    | 0 | 16    | 1 | 1   | 0 | 32  | 1 | 0     | 0  | 0         | 0 | 0   | 0 | 0     | 0 | 0     | 0 | 32    | 1 |
| Butts                | 0     | 0 | 16    | 1 | 10    | 0 | 3   | 0 | 29  | 0 | 0     | 0  | 0         | 0 | 1   | 1 | 0     | 0 | 1     | 0 | 30    | 0 |
| Calhoun              | 0     | 0 | 2     | 0 | 4     | 0 | 1   | 0 | 7   | 0 | 0     | 0  | 0         | 0 | 0   | 0 | 0     | 0 | 0     | 0 | 7     | 0 |
| Camden               | 0     | 0 | 14    | 0 | 10    | 0 | 0   | 0 | 24  | 0 | 0     | 0  | 0         | 0 | 1   | 1 | 0     | 0 | 1     | 0 | 25    | 0 |
| Candler              | 0     | 0 | 1     | 0 | 1     | 0 | 0   | 0 | 2   | 0 | 0     | 0  | 0         | 0 | 0   | 0 | 0     | 0 | 0     | 0 | 2     | 0 |
| Carroll              | 1     | 1 | 17    | 1 | 14    | 1 | 5   | 1 | 37  | 1 | 0     | 0  | 3         | 2 | 1   | 1 | 0     | 0 | 4     | 2 | 41    | 1 |
| Catoosa              | 0     | 0 | 7     | 0 | 10    | 0 | 0   | 0 | 17  | 0 | 0     | 0  | 0         | 0 | 0   | 0 | 0     | 0 | 0     | 0 | 17    | 0 |
| Charlton             | 0     | 0 | 0     | 0 | 1     | 0 | 0   | 0 | 1   | 0 | 0     | 0  | 2         | 2 | 0   | 0 | 0     | 0 | 2     | 1 | 3     | 0 |
| Chatham              | 8     | 7 | 168   | 6 | 127   | 5 | 27  | 4 | 330 | 6 | 0     | 0  | 2         | 2 | 2   | 2 | 0     | 0 | 4     | 2 | 334   | 5 |
| Chattahoochee        | 0     | 0 | 0     | 0 | 3     | 0 | 0   | 0 | 3   | 0 | 0     | 0  | 0         | 0 | 0   | 0 | 0     | 0 | 0     | 0 | 3     | 0 |
| Chattooga            | 0     | 0 | 6     | 0 | 7     | 0 | 3   | 0 | 16  | 0 | 0     | 0  | 0         | 0 | 1   | 1 | 1     | 3 | 2     | 1 | 18    | 0 |
| Cherokee             | 1     | 1 | 6     | 0 | 20    | 1 | 5   | 1 | 32  | 1 | 0     | 0  | 3         | 2 | 0   | 0 | 0     | 0 | 3     | 1 | 35    | 1 |
| Clarke               | 2     | 2 | 37    | 1 | 27    | 1 | 9   | 1 | 75  | 1 | 0     | 0  | 5         | 4 | 0   | 0 | 1     | 3 | 6     | 2 | 81    | 1 |
| Clay                 | 0     | 0 | 1     | 0 | 2     | 0 | 0   | 0 | 3   | 0 | 0     | 0  | 0         | 0 | 0   | 0 | 0     | 0 | 0     | 0 | 3     | 0 |
| Clayton              | 4     | 4 | 68    | 2 | 61    | 3 | 10  | 2 | 143 | 2 | 0     | 0  | 5         | 4 | 2   | 2 | 0     | 0 | 7     | 3 | 150   | 2 |
| Clinch               | 0     | 0 | 1     | 0 | 3     | 0 | 1   | 0 | 5   | 0 | 0     | 0  | 0         | 0 | 0   | 0 | 0     | 0 | 0     | 0 | 5     | 0 |
| Cobb                 | 4     | 4 | 111   | 4 | 86    | 4 | 21  | 3 | 222 | 4 | 1     | 14 | 4         | 3 | 7   | 7 | 1     | 3 | 13    | 5 | 235   | 4 |
| Coffee               | 0     | 0 | 7     | 0 | 10    | 0 | 3   | 0 | 20  | 0 | 0     | 0  | 3         | 2 | 1   | 1 | 0     | 0 | 4     | 2 | 24    | 0 |
| Colquit              | 2     | 2 | 32    | 1 | 28    | 1 | 5   | 1 | 67  | 1 | 0     | 0  | 0         | 0 | 1   | 1 | 1     | 3 | 2     | 1 | 69    | 1 |
| Columbia             | 0     | 0 | 10    | 0 | 12    | 1 | 1   | 0 | 23  | 0 | 0     | 0  | 1         | 1 | 1   | 1 | 0     | 0 | 2     | 1 | 25    | 0 |

(continued)

Inmate statistical profile

Sample: ACTIVE PRISONERS SERVING LIFE EXCLUDING JAIL  
Active inmates 03/22/2004

Requestor: Statistics

County Of Conviction by current age & sex (continued)

| County Of Conviction | M E N        |    |              |    |              |    |              |    | W O M E N    |    |              |    |              |    |              |   | Grand        |    |                |    |       |    |
|----------------------|--------------|----|--------------|----|--------------|----|--------------|----|--------------|----|--------------|----|--------------|----|--------------|---|--------------|----|----------------|----|-------|----|
|                      | Age<br>00-21 | %  | Age<br>22-39 | %  | Age<br>40-54 | %  | Age<br>55-99 | %  | Men<br>Total | %  | Age<br>00-21 | %  | Age<br>22-39 | %  | Age<br>40-54 | % | Age<br>55-99 | %  | Women<br>Total | %  | Total | %  |
| Cook                 | 1            | 1  | 5            | 0  | 3            | 0  | 2            | 0  | 11           | 0  | 0            | 0  | 0            | 0  | 1            | 1 | 0            | 0  | 1              | 0  | 12    | 0  |
| Coweta               | 0            | 0  | 24           | 1  | 17           | 1  | 3            | 0  | 44           | 1  | 0            | 0  | 1            | 1  | 1            | 1 | 0            | 0  | 2              | 1  | 46    | 1  |
| Crawford             | 0            | 0  | 2            | 0  | 1            | 0  | 0            | 0  | 3            | 0  | 0            | 0  | 0            | 0  | 0            | 0 | 0            | 0  | 0              | 0  | 3     | 0  |
| Crisp                | 0            | 0  | 16           | 1  | 12           | 1  | 5            | 1  | 33           | 1  | 0            | 0  | 2            | 2  | 1            | 1 | 1            | 3  | 4              | 2  | 37    | 1  |
| Dade                 | 0            | 0  | 8            | 0  | 6            | 0  | 3            | 0  | 17           | 0  | 0            | 0  | 0            | 0  | 0            | 0 | 0            | 0  | 0              | 0  | 17    | 0  |
| Dawson               | 0            | 0  | 1            | 0  | 5            | 0  | 0            | 0  | 6            | 0  | 0            | 0  | 0            | 0  | 0            | 0 | 0            | 0  | 0              | 0  | 6     | 0  |
| Decatur              | 0            | 0  | 18           | 1  | 8            | 0  | 3            | 0  | 29           | 0  | 0            | 0  | 1            | 1  | 0            | 0 | 0            | 0  | 1              | 0  | 30    | 0  |
| DeKalb               | 10           | 9  | 256          | 9  | 191          | 8  | 36           | 6  | 493          | 8  | 0            | 0  | 7            | 5  | 3            | 3 | 1            | 3  | 11             | 4  | 504   | 8  |
| Dodge                | 0            | 0  | 6            | 0  | 6            | 0  | 1            | 0  | 13           | 0  | 0            | 0  | 0            | 0  | 0            | 0 | 0            | 0  | 0              | 0  | 13    | 0  |
| Dooly                | 0            | 0  | 9            | 0  | 7            | 0  | 1            | 0  | 17           | 0  | 0            | 0  | 0            | 0  | 0            | 0 | 0            | 0  | 0              | 0  | 17    | 0  |
| Dougherty            | 3            | 3  | 70           | 2  | 44           | 2  | 8            | 1  | 125          | 2  | 0            | 0  | 2            | 2  | 4            | 4 | 0            | 0  | 6              | 2  | 131   | 2  |
| Douglas              | 3            | 3  | 56           | 2  | 21           | 1  | 9            | 1  | 89           | 1  | 0            | 0  | 1            | 1  | 1            | 1 | 0            | 0  | 2              | 1  | 91    | 1  |
| Early                | 0            | 0  | 10           | 0  | 6            | 0  | 2            | 0  | 18           | 0  | 0            | 0  | 0            | 0  | 0            | 0 | 0            | 0  | 0              | 0  | 18    | 0  |
| Effingham            | 1            | 1  | 5            | 0  | 4            | 0  | 1            | 0  | 11           | 0  | 0            | 0  | 0            | 0  | 0            | 0 | 0            | 0  | 0              | 0  | 11    | 0  |
| Elbert               | 0            | 0  | 5            | 0  | 19           | 1  | 0            | 0  | 24           | 0  | 0            | 0  | 1            | 1  | 0            | 0 | 0            | 0  | 1              | 0  | 25    | 0  |
| Emanuel              | 0            | 0  | 7            | 0  | 9            | 0  | 3            | 0  | 19           | 0  | 0            | 0  | 0            | 0  | 1            | 1 | 0            | 0  | 1              | 0  | 20    | 0  |
| Evans                | 0            | 0  | 5            | 0  | 2            | 0  | 1            | 0  | 8            | 0  | 0            | 0  | 0            | 0  | 0            | 0 | 0            | 0  | 0              | 0  | 8     | 0  |
| Fannin               | 0            | 0  | 5            | 0  | 3            | 0  | 3            | 0  | 11           | 0  | 0            | 0  | 0            | 0  | 0            | 0 | 0            | 0  | 0              | 0  | 11    | 0  |
| Fayette              | 0            | 0  | 12           | 0  | 5            | 0  | 1            | 0  | 18           | 0  | 0            | 0  | 0            | 0  | 0            | 0 | 0            | 0  | 0              | 0  | 18    | 0  |
| Floyd                | 0            | 0  | 24           | 1  | 22           | 1  | 10           | 2  | 56           | 1  | 0            | 0  | 4            | 3  | 2            | 2 | 1            | 3  | 7              | 3  | 63    | 1  |
| Forsyth              | 0            | 0  | 3            | 0  | 8            | 0  | 8            | 1  | 19           | 0  | 0            | 0  | 1            | 1  | 1            | 1 | 0            | 0  | 2              | 1  | 21    | 0  |
| Franklin             | 0            | 0  | 3            | 0  | 4            | 0  | 0            | 0  | 7            | 0  | 0            | 0  | 0            | 0  | 2            | 2 | 0            | 0  | 2              | 1  | 9     | 0  |
| Fulton               | 11           | 10 | 470          | 16 | 352          | 15 | 101          | 16 | 934          | 16 | 0            | 0  | 14           | 11 | 8            | 8 | 4            | 14 | 26             | 10 | 960   | 15 |
| Gilmer               | 0            | 0  | 2            | 0  | 2            | 0  | 2            | 0  | 6            | 0  | 0            | 0  | 0            | 0  | 0            | 0 | 0            | 0  | 0              | 0  | 6     | 0  |
| Glascocock           | 0            | 0  | 0            | 0  | 0            | 0  | 1            | 0  | 1            | 0  | 0            | 0  | 0            | 0  | 0            | 0 | 0            | 0  | 0              | 0  | 1     | 0  |
| Glynn                | 0            | 0  | 32           | 1  | 30           | 1  | 8            | 1  | 70           | 1  | 0            | 0  | 2            | 2  | 0            | 0 | 0            | 0  | 2              | 1  | 72    | 1  |
| Gordon               | 0            | 0  | 16           | 1  | 16           | 1  | 3            | 0  | 35           | 1  | 0            | 0  | 0            | 0  | 1            | 1 | 0            | 0  | 1              | 0  | 36    | 1  |
| Grady                | 1            | 1  | 26           | 1  | 9            | 0  | 1            | 0  | 37           | 1  | 0            | 0  | 0            | 0  | 0            | 0 | 0            | 0  | 0              | 0  | 37    | 1  |
| Greene               | 0            | 0  | 4            | 0  | 4            | 0  | 1            | 0  | 9            | 0  | 0            | 0  | 0            | 0  | 0            | 0 | 0            | 0  | 0              | 0  | 9     | 0  |
| Gwinnett             | 6            | 5  | 72           | 3  | 45           | 2  | 12           | 2  | 135          | 2  | 0            | 0  | 3            | 2  | 5            | 5 | 1            | 3  | 9              | 3  | 144   | 2  |
| Habersham            | 0            | 0  | 9            | 0  | 14           | 1  | 0            | 0  | 23           | 0  | 0            | 0  | 0            | 0  | 0            | 0 | 0            | 0  | 0              | 0  | 23    | 0  |
| Hall                 | 3            | 3  | 34           | 1  | 41           | 2  | 12           | 2  | 90           | 2  | 1            | 14 | 4            | 3  | 3            | 3 | 1            | 3  | 9              | 3  | 99    | 2  |
| Hancock              | 0            | 0  | 3            | 0  | 1            | 0  | 0            | 0  | 4            | 0  | 0            | 0  | 0            | 0  | 1            | 1 | 0            | 0  | 1              | 0  | 5     | 0  |
| Haralson             | 0            | 0  | 3            | 0  | 2            | 0  | 0            | 0  | 5            | 0  | 0            | 0  | 0            | 0  | 0            | 0 | 0            | 0  | 0              | 0  | 5     | 0  |
| Harris               | 0            | 0  | 8            | 0  | 3            | 0  | 0            | 0  | 11           | 0  | 0            | 0  | 0            | 0  | 0            | 0 | 0            | 0  | 0              | 0  | 11    | 0  |

(continued)

Inmate statistical profile

Sample: ACTIVE PRISONERS SERVING LIFE EXCLUDING JAIL  
Active inmates 03/22/2004

Requestor: Statistics

County Of Conviction by current age & sex (continued)

| County Of Conviction | M E N |   |     |   |     |   |     |   | W O M E N |   |     |   |     |   |     |   | Grand |   |       |    |     |   |
|----------------------|-------|---|-----|---|-----|---|-----|---|-----------|---|-----|---|-----|---|-----|---|-------|---|-------|----|-----|---|
|                      | Age   | % | Age | % | Age | % | Age | % | Men       | % | Age | % | Age | % | Age | % | Women | % | Total | %  |     |   |
| Hart                 | 0     | 0 | 5   | 0 | 2   | 0 | 1   | 0 | 8         | 0 | 0   | 0 | 0   | 0 | 0   | 0 | 0     | 0 | 8     | 0  |     |   |
| Heard                | 0     | 0 | 3   | 0 | 0   | 0 | 3   | 0 | 6         | 0 | 0   | 0 | 0   | 0 | 0   | 0 | 0     | 0 | 6     | 0  |     |   |
| Henry                | 1     | 1 | 18  | 1 | 11  | 0 | 3   | 0 | 33        | 1 | 0   | 0 | 2   | 2 | 0   | 0 | 0     | 2 | 1     | 35 | 1   |   |
| Houston              | 2     | 2 | 33  | 1 | 21  | 1 | 2   | 0 | 58        | 1 | 0   | 0 | 2   | 2 | 2   | 2 | 1     | 3 | 5     | 2  | 63  | 1 |
| Irwin                | 1     | 1 | 3   | 0 | 2   | 0 | 1   | 0 | 7         | 0 | 0   | 0 | 0   | 0 | 0   | 0 | 0     | 0 | 0     | 7  | 0   |   |
| Jackson              | 2     | 2 | 9   | 0 | 10  | 0 | 4   | 1 | 25        | 0 | 0   | 0 | 1   | 1 | 0   | 0 | 0     | 0 | 1     | 0  | 26  | 0 |
| Jasper               | 0     | 0 | 4   | 0 | 2   | 0 | 0   | 0 | 6         | 0 | 0   | 0 | 0   | 0 | 1   | 1 | 0     | 0 | 1     | 0  | 7   | 0 |
| Jeff Davis           | 0     | 0 | 3   | 0 | 3   | 0 | 1   | 0 | 7         | 0 | 0   | 0 | 0   | 0 | 0   | 0 | 0     | 0 | 0     | 7  | 0   |   |
| Jefferson            | 0     | 0 | 5   | 0 | 8   | 0 | 4   | 1 | 17        | 0 | 0   | 0 | 0   | 0 | 0   | 0 | 0     | 0 | 0     | 17 | 0   |   |
| Jenkins              | 0     | 0 | 1   | 0 | 4   | 0 | 1   | 0 | 6         | 0 | 0   | 0 | 0   | 0 | 0   | 0 | 0     | 0 | 0     | 6  | 0   |   |
| Johnson              | 0     | 0 | 6   | 0 | 5   | 0 | 1   | 0 | 12        | 0 | 0   | 0 | 1   | 1 | 0   | 0 | 0     | 0 | 1     | 0  | 13  | 0 |
| Jones                | 0     | 0 | 2   | 0 | 7   | 0 | 2   | 0 | 11        | 0 | 0   | 0 | 1   | 1 | 0   | 0 | 0     | 0 | 1     | 0  | 12  | 0 |
| Lamar                | 0     | 0 | 6   | 0 | 5   | 0 | 4   | 1 | 15        | 0 | 0   | 0 | 0   | 0 | 1   | 1 | 0     | 0 | 1     | 0  | 16  | 0 |
| Lanier               | 0     | 0 | 1   | 0 | 0   | 0 | 0   | 0 | 1         | 0 | 0   | 0 | 0   | 0 | 0   | 0 | 0     | 0 | 0     | 1  | 0   |   |
| Laurens              | 0     | 0 | 10  | 0 | 11  | 0 | 1   | 0 | 22        | 0 | 0   | 0 | 1   | 1 | 1   | 1 | 0     | 0 | 2     | 1  | 24  | 0 |
| Lee                  | 0     | 0 | 1   | 0 | 1   | 0 | 0   | 0 | 2         | 0 | 0   | 0 | 1   | 1 | 0   | 0 | 0     | 0 | 1     | 0  | 3   | 0 |
| Liberty              | 0     | 0 | 20  | 1 | 8   | 0 | 5   | 1 | 33        | 1 | 0   | 0 | 0   | 0 | 2   | 2 | 0     | 0 | 2     | 1  | 35  | 1 |
| Lincoln              | 1     | 1 | 3   | 0 | 0   | 0 | 2   | 0 | 6         | 0 | 0   | 0 | 0   | 0 | 0   | 0 | 0     | 0 | 0     | 6  | 0   |   |
| Long                 | 1     | 1 | 7   | 0 | 3   | 0 | 0   | 0 | 11        | 0 | 0   | 0 | 2   | 2 | 0   | 0 | 0     | 0 | 2     | 1  | 13  | 0 |
| Lowndes              | 0     | 0 | 36  | 1 | 33  | 1 | 4   | 1 | 73        | 1 | 0   | 0 | 0   | 0 | 1   | 1 | 1     | 3 | 2     | 1  | 75  | 1 |
| Lumpkin              | 0     | 0 | 4   | 0 | 1   | 0 | 2   | 0 | 7         | 0 | 0   | 0 | 0   | 0 | 0   | 0 | 0     | 0 | 0     | 7  | 0   |   |
| Macon                | 0     | 0 | 15  | 1 | 8   | 0 | 1   | 0 | 24        | 0 | 0   | 0 | 0   | 0 | 0   | 0 | 0     | 0 | 0     | 24 | 0   |   |
| Madison              | 0     | 0 | 7   | 0 | 4   | 0 | 1   | 0 | 12        | 0 | 0   | 0 | 1   | 1 | 1   | 1 | 0     | 0 | 2     | 1  | 14  | 0 |
| Marion               | 0     | 0 | 2   | 0 | 1   | 0 | 0   | 0 | 3         | 0 | 0   | 0 | 0   | 0 | 0   | 0 | 1     | 3 | 1     | 0  | 4   | 0 |
| McDuffie             | 1     | 1 | 18  | 1 | 16  | 1 | 4   | 1 | 39        | 1 | 0   | 0 | 1   | 1 | 0   | 0 | 0     | 0 | 1     | 0  | 40  | 1 |
| McIntosh             | 1     | 1 | 6   | 0 | 9   | 0 | 1   | 0 | 17        | 0 | 0   | 0 | 0   | 0 | 0   | 0 | 0     | 0 | 0     | 17 | 0   |   |
| Meriwether           | 1     | 1 | 7   | 0 | 9   | 0 | 5   | 1 | 22        | 0 | 0   | 0 | 1   | 1 | 0   | 0 | 1     | 3 | 2     | 1  | 24  | 0 |
| Miller               | 0     | 0 | 2   | 0 | 1   | 0 | 0   | 0 | 3         | 0 | 0   | 0 | 0   | 0 | 0   | 0 | 0     | 0 | 0     | 3  | 0   |   |
| Mitchell             | 1     | 1 | 10  | 0 | 12  | 1 | 4   | 1 | 27        | 0 | 0   | 0 | 2   | 2 | 0   | 0 | 0     | 0 | 2     | 1  | 29  | 0 |
| Monroe               | 0     | 0 | 9   | 0 | 10  | 0 | 3   | 0 | 22        | 0 | 0   | 0 | 3   | 2 | 0   | 0 | 0     | 0 | 3     | 1  | 25  | 0 |
| Montgomery           | 0     | 0 | 0   | 0 | 3   | 0 | 0   | 0 | 3         | 0 | 0   | 0 | 0   | 0 | 0   | 0 | 0     | 0 | 0     | 3  | 0   |   |
| Morgan               | 0     | 0 | 12  | 0 | 4   | 0 | 0   | 0 | 16        | 0 | 0   | 0 | 2   | 2 | 0   | 0 | 0     | 0 | 2     | 1  | 18  | 0 |
| Murray               | 0     | 0 | 7   | 0 | 4   | 0 | 7   | 1 | 18        | 0 | 0   | 0 | 0   | 0 | 0   | 0 | 0     | 0 | 0     | 18 | 0   |   |
| Muscogee             | 4     | 4 | 83  | 3 | 87  | 4 | 15  | 2 | 189       | 3 | 0   | 0 | 4   | 3 | 3   | 3 | 0     | 0 | 7     | 3  | 196 | 3 |
| Newton               | 0     | 0 | 42  | 1 | 22  | 1 | 3   | 0 | 67        | 1 | 0   | 0 | 1   | 1 | 0   | 0 | 0     | 0 | 1     | 0  | 68  | 1 |

(continued)

Inmate statistical profile

Sample: ACTIVE PRISONERS SERVING LIFE EXCLUDING JAIL  
Active inmates 03/22/2004

Requestor: Statistics

County Of Conviction by current age & sex (continued)

| County Of Conviction | M E N |   |     |   |     |   |     |   | W O M E N |   |     |    |     |   |     |   | Grand |   |       |   |
|----------------------|-------|---|-----|---|-----|---|-----|---|-----------|---|-----|----|-----|---|-----|---|-------|---|-------|---|
|                      | Age   | % | Age | % | Age | % | Age | % | Men       | % | Age | %  | Age | % | Age | % | Women | % | Total | % |
| Oconee               | 0     | 0 | 8   | 0 | 4   | 0 | 0   | 0 | 12        | 0 | 0   | 0  | 0   | 0 | 0   | 0 | 0     | 0 | 12    | 0 |
| Oglethorpe           | 0     | 0 | 4   | 0 | 5   | 0 | 2   | 0 | 11        | 0 | 0   | 0  | 0   | 0 | 0   | 0 | 0     | 0 | 11    | 0 |
| Paulding             | 3     | 3 | 3   | 0 | 8   | 0 | 2   | 0 | 16        | 0 | 0   | 0  | 1   | 1 | 0   | 0 | 1     | 0 | 17    | 0 |
| Peach                | 0     | 0 | 5   | 0 | 3   | 0 | 0   | 0 | 8         | 0 | 0   | 0  | 1   | 1 | 0   | 0 | 1     | 0 | 9     | 0 |
| Pickens              | 0     | 0 | 2   | 0 | 3   | 0 | 1   | 0 | 6         | 0 | 0   | 0  | 0   | 0 | 0   | 0 | 0     | 0 | 6     | 0 |
| Pierce               | 1     | 1 | 5   | 0 | 3   | 0 | 1   | 0 | 10        | 0 | 0   | 0  | 0   | 0 | 0   | 0 | 0     | 0 | 10    | 0 |
| Pike                 | 0     | 0 | 2   | 0 | 2   | 0 | 1   | 0 | 5         | 0 | 0   | 0  | 0   | 0 | 0   | 0 | 0     | 0 | 5     | 0 |
| Polk                 | 0     | 0 | 15  | 1 | 7   | 0 | 4   | 1 | 26        | 0 | 0   | 0  | 0   | 0 | 0   | 0 | 0     | 0 | 26    | 0 |
| Pulaski              | 0     | 0 | 6   | 0 | 1   | 0 | 0   | 0 | 7         | 0 | 0   | 0  | 1   | 1 | 0   | 0 | 1     | 0 | 8     | 0 |
| Putnam               | 0     | 0 | 13  | 0 | 11  | 0 | 4   | 1 | 28        | 0 | 0   | 0  | 0   | 0 | 0   | 0 | 0     | 0 | 28    | 0 |
| Quitman              | 0     | 0 | 4   | 0 | 0   | 0 | 0   | 0 | 4         | 0 | 0   | 0  | 0   | 0 | 0   | 0 | 0     | 0 | 4     | 0 |
| Rabun                | 0     | 0 | 4   | 0 | 3   | 0 | 0   | 0 | 7         | 0 | 0   | 0  | 0   | 0 | 0   | 0 | 0     | 0 | 7     | 0 |
| Randolph             | 0     | 0 | 2   | 0 | 6   | 0 | 2   | 0 | 10        | 0 | 0   | 0  | 0   | 0 | 0   | 0 | 0     | 0 | 10    | 0 |
| Richmond             | 6     | 5 | 161 | 6 | 97  | 4 | 22  | 4 | 286       | 5 | 0   | 0  | 10  | 8 | 5   | 5 | 2     | 7 | 303   | 5 |
| Rockdale             | 0     | 0 | 5   | 0 | 17  | 1 | 5   | 1 | 27        | 0 | 0   | 0  | 1   | 1 | 0   | 0 | 1     | 0 | 28    | 0 |
| Schley               | 0     | 0 | 3   | 0 | 1   | 0 | 0   | 0 | 4         | 0 | 0   | 0  | 0   | 0 | 0   | 0 | 0     | 0 | 4     | 0 |
| Screven              | 0     | 0 | 2   | 0 | 6   | 0 | 2   | 0 | 10        | 0 | 0   | 0  | 0   | 0 | 0   | 0 | 0     | 0 | 10    | 0 |
| Seminole             | 0     | 0 | 4   | 0 | 4   | 0 | 3   | 0 | 11        | 0 | 0   | 0  | 2   | 2 | 0   | 0 | 2     | 1 | 13    | 0 |
| Spalding             | 2     | 2 | 36  | 1 | 29  | 1 | 10  | 2 | 77        | 1 | 1   | 14 | 2   | 2 | 1   | 1 | 1     | 3 | 82    | 1 |
| Stephens             | 0     | 0 | 4   | 0 | 4   | 0 | 4   | 1 | 12        | 0 | 0   | 0  | 0   | 0 | 0   | 0 | 0     | 0 | 12    | 0 |
| Stewart              | 0     | 0 | 2   | 0 | 1   | 0 | 0   | 0 | 3         | 0 | 0   | 0  | 0   | 0 | 2   | 2 | 0     | 0 | 5     | 0 |
| Sumter               | 1     | 1 | 4   | 0 | 12  | 1 | 3   | 0 | 20        | 0 | 0   | 0  | 0   | 0 | 0   | 0 | 0     | 0 | 20    | 0 |
| Talbot               | 0     | 0 | 8   | 0 | 2   | 0 | 0   | 0 | 10        | 0 | 0   | 0  | 0   | 0 | 1   | 1 | 0     | 0 | 11    | 0 |
| Taliaferro           | 0     | 0 | 0   | 0 | 3   | 0 | 0   | 0 | 3         | 0 | 0   | 0  | 0   | 0 | 0   | 0 | 0     | 0 | 3     | 0 |
| Tattnall             | 0     | 0 | 12  | 0 | 11  | 0 | 3   | 0 | 26        | 0 | 0   | 0  | 0   | 0 | 1   | 1 | 0     | 0 | 27    | 0 |
| Taylor               | 2     | 2 | 9   | 0 | 6   | 0 | 0   | 0 | 17        | 0 | 0   | 0  | 0   | 0 | 0   | 0 | 0     | 0 | 17    | 0 |
| Telfair              | 0     | 0 | 7   | 0 | 2   | 0 | 1   | 0 | 10        | 0 | 0   | 0  | 0   | 0 | 1   | 1 | 0     | 0 | 11    | 0 |
| Terrell              | 0     | 0 | 11  | 0 | 3   | 0 | 2   | 0 | 16        | 0 | 0   | 0  | 0   | 0 | 0   | 0 | 0     | 0 | 16    | 0 |
| Thomas               | 1     | 1 | 16  | 1 | 22  | 1 | 5   | 1 | 44        | 1 | 0   | 0  | 1   | 1 | 2   | 2 | 0     | 0 | 47    | 1 |
| Tift                 | 2     | 2 | 31  | 1 | 29  | 1 | 4   | 1 | 66        | 1 | 0   | 0  | 0   | 0 | 2   | 2 | 1     | 3 | 69    | 1 |
| Toombs               | 1     | 1 | 25  | 1 | 10  | 0 | 1   | 0 | 37        | 1 | 0   | 0  | 1   | 1 | 1   | 1 | 0     | 0 | 39    | 1 |
| Towns                | 0     | 0 | 0   | 0 | 2   | 0 | 0   | 0 | 2         | 0 | 0   | 0  | 0   | 0 | 0   | 0 | 0     | 0 | 2     | 0 |
| Treutlen             | 0     | 0 | 4   | 0 | 4   | 0 | 0   | 0 | 8         | 0 | 0   | 0  | 0   | 0 | 0   | 0 | 0     | 0 | 8     | 0 |
| Troup                | 1     | 1 | 20  | 1 | 33  | 1 | 6   | 1 | 60        | 1 | 0   | 0  | 1   | 1 | 2   | 2 | 0     | 0 | 63    | 1 |
| Turner               | 0     | 0 | 6   | 0 | 3   | 0 | 4   | 1 | 13        | 0 | 0   | 0  | 0   | 0 | 0   | 0 | 0     | 0 | 13    | 0 |

(continued)

Inmate statistical profile

Sample: ACTIVE PRISONERS SERVING LIFE EXCLUDING JAIL  
Active inmates 03/22/2004

Requestor: Statistics

County Of Conviction by current age & sex (continued)

| County Of Conviction    | M E N        |            |             |            |              |            | W O M E N    |            |             |            |              |            | Grand Total | %          |              |            |              |             |             |            |             |            |
|-------------------------|--------------|------------|-------------|------------|--------------|------------|--------------|------------|-------------|------------|--------------|------------|-------------|------------|--------------|------------|--------------|-------------|-------------|------------|-------------|------------|
|                         | Age 00-21    | Age %      | Age 22-39   | Age %      | Age 40-54    | Age %      | Age 55-99    | Age %      | Men Total   | Age 00-21  | Age %        | Age 22-39  |             |            | Age %        | Age 40-54  | Age %        | Women Total | Age %       |            |             |            |
| Twiggs                  | 0            | 0          | 1           | 0          | 5            | 0          | 1            | 0          | 7           | 0          | 0            | 0          | 0           | 0          | 0            | 0          | 0            | 7           | 0           |            |             |            |
| Union                   | 0            | 0          | 0           | 0          | 1            | 0          | 0            | 0          | 1           | 0          | 0            | 0          | 0           | 0          | 0            | 0          | 0            | 1           | 0           |            |             |            |
| Upson                   | 2            | 2          | 7           | 0          | 5            | 0          | 2            | 0          | 16          | 0          | 0            | 0          | 1           | 1          | 0            | 0          | 1            | 0           | 17          | 0          |             |            |
| Walker                  | 0            | 0          | 10          | 0          | 13           | 1          | 5            | 1          | 28          | 0          | 0            | 0          | 1           | 1          | 2            | 2          | 0            | 3           | 1           | 31         | 0           |            |
| Walton                  | 1            | 1          | 20          | 1          | 26           | 1          | 1            | 0          | 48          | 1          | 0            | 0          | 1           | 1          | 0            | 0          | 1            | 3           | 2           | 1          | 50          | 1          |
| Ware                    | 0            | 0          | 8           | 0          | 10           | 0          | 6            | 1          | 24          | 0          | 0            | 0          | 0           | 0          | 1            | 1          | 0            | 0           | 1           | 0          | 25          | 0          |
| Warren                  | 0            | 0          | 3           | 0          | 4            | 0          | 2            | 0          | 9           | 0          | 0            | 0          | 0           | 0          | 0            | 0          | 0            | 0           | 0           | 0          | 9           | 0          |
| Washington              | 0            | 0          | 2           | 0          | 8            | 0          | 2            | 0          | 12          | 0          | 0            | 0          | 2           | 2          | 0            | 0          | 0            | 2           | 1           | 14         | 0           |            |
| Wayne                   | 0            | 0          | 5           | 0          | 8            | 0          | 2            | 0          | 15          | 0          | 1            | 14         | 0           | 0          | 0            | 0          | 0            | 1           | 0           | 16         | 0           |            |
| Webster                 | 0            | 0          | 1           | 0          | 0            | 0          | 0            | 0          | 1           | 0          | 0            | 0          | 0           | 0          | 0            | 0          | 0            | 0           | 0           | 1          | 0           | 0          |
| Wheeler                 | 0            | 0          | 2           | 0          | 3            | 0          | 2            | 0          | 7           | 0          | 0            | 0          | 0           | 0          | 0            | 0          | 1            | 3           | 1           | 0          | 8           | 0          |
| White                   | 0            | 0          | 1           | 0          | 3            | 0          | 0            | 0          | 4           | 0          | 0            | 0          | 0           | 0          | 0            | 0          | 0            | 0           | 0           | 0          | 4           | 0          |
| Whitfield               | 0            | 0          | 20          | 1          | 30           | 1          | 10           | 2          | 60          | 1          | 0            | 0          | 2           | 2          | 4            | 4          | 0            | 0           | 6           | 2          | 66          | 1          |
| Wilcox                  | 0            | 0          | 1           | 0          | 5            | 0          | 1            | 0          | 7           | 0          | 1            | 14         | 0           | 0          | 0            | 0          | 0            | 0           | 1           | 0          | 8           | 0          |
| Wilkes                  | 0            | 0          | 5           | 0          | 5            | 0          | 2            | 0          | 12          | 0          | 0            | 0          | 1           | 1          | 0            | 0          | 0            | 0           | 1           | 0          | 13          | 0          |
| Wilkinson               | 0            | 0          | 6           | 0          | 4            | 0          | 0            | 0          | 10          | 0          | 0            | 0          | 0           | 0          | 0            | 0          | 0            | 0           | 0           | 0          | 10          | 0          |
| Worth                   | 0            | 0          | 12          | 0          | 7            | 0          | 3            | 0          | 22          | 0          | 0            | 0          | 1           | 1          | 0            | 0          | 0            | 0           | 1           | 0          | 23          | 0          |
| <b>Total reported</b>   | <b>114</b>   | <b>100</b> | <b>2865</b> | <b>100</b> | <b>2393</b>  | <b>100</b> | <b>620</b>   | <b>100</b> | <b>5992</b> | <b>100</b> | <b>7</b>     | <b>100</b> | <b>129</b>  | <b>100</b> | <b>98</b>    | <b>100</b> | <b>29</b>    | <b>100</b>  | <b>263</b>  | <b>100</b> | <b>6255</b> | <b>100</b> |
| <b>Percent reported</b> | <b>100.0</b> |            | <b>99.9</b> |            | <b>100.0</b> |            | <b>100.0</b> |            | <b>99.9</b> |            | <b>100.0</b> |            | <b>99.2</b> |            | <b>100.0</b> |            | <b>100.0</b> |             | <b>99.6</b> |            | <b>99.9</b> |            |
| <b>Not reported</b>     | <b>0</b>     |            | <b>4</b>    |            | <b>1</b>     |            | <b>0</b>     |            | <b>5</b>    |            | <b>0</b>     |            | <b>1</b>    |            | <b>0</b>     |            | <b>0</b>     |             | <b>1</b>    |            | <b>6</b>    |            |
| <b>Total</b>            | <b>114</b>   |            | <b>2869</b> |            | <b>2394</b>  |            | <b>620</b>   |            | <b>5997</b> |            | <b>7</b>     |            | <b>130</b>  |            | <b>98</b>    |            | <b>29</b>    |             | <b>264</b>  |            | <b>6261</b> |            |

Inmate statistical profile

Sample: ACTIVE PRISONERS SERVING LIFE EXCLUDING JAIL  
Active inmates 03/22/2004

Requestor: Statistics

Circ Of Conviction by current age & sex

| Circ Of Conviction | M E N |    |       |    |       |    |       |    | W O M E N |    |       |    |       |    |       |   | Grand |    |       |    |       |    |
|--------------------|-------|----|-------|----|-------|----|-------|----|-----------|----|-------|----|-------|----|-------|---|-------|----|-------|----|-------|----|
|                    | Age   | %  | Age   | %  | Age   | %  | Age   | %  | Men       | %  | Age   | %  | Age   | %  | Age   | % | Women | %  | Total | %  |       |    |
|                    | 00-21 |    | 22-39 |    | 40-54 |    | 55-99 |    | Total     |    | 00-21 |    | 22-39 |    | 40-54 |   | 55-99 |    | Total |    | Total |    |
| Alapaha            | 1     | 1  | 11    | 0  | 11    | 0  | 5     | 1  | 28        | 0  | 0     | 0  | 0     | 0  | 2     | 2 | 0     | 0  | 2     | 1  | 30    | 0  |
| Alcovy             | 1     | 1  | 62    | 2  | 48    | 2  | 4     | 1  | 115       | 2  | 0     | 0  | 2     | 2  | 0     | 0 | 1     | 3  | 3     | 1  | 118   | 2  |
| Atlanta            | 11    | 10 | 470   | 16 | 352   | 15 | 101   | 16 | 934       | 16 | 0     | 0  | 14    | 11 | 8     | 8 | 4     | 14 | 26    | 10 | 960   | 15 |
| Atlantic           | 2     | 2  | 56    | 2  | 38    | 2  | 13    | 2  | 109       | 2  | 0     | 0  | 2     | 2  | 3     | 3 | 1     | 3  | 6     | 2  | 115   | 2  |
| Augusta            | 8     | 7  | 184   | 6  | 125   | 5  | 24    | 4  | 341       | 6  | 0     | 0  | 11    | 9  | 6     | 6 | 2     | 7  | 19    | 7  | 360   | 6  |
| Blue Ridge         | 1     | 1  | 6     | 0  | 20    | 1  | 5     | 1  | 32        | 1  | 0     | 0  | 3     | 2  | 0     | 0 | 0     | 0  | 3     | 1  | 35    | 1  |
| Brunswick          | 0     | 0  | 58    | 2  | 55    | 2  | 13    | 2  | 126       | 2  | 1     | 14 | 2     | 2  | 1     | 1 | 0     | 0  | 4     | 2  | 130   | 2  |
| Chattahoochee      | 6     | 5  | 110   | 4  | 102   | 4  | 15    | 2  | 233       | 4  | 0     | 0  | 4     | 3  | 4     | 4 | 1     | 3  | 9     | 3  | 242   | 4  |
| Cherokee           | 0     | 0  | 39    | 1  | 38    | 2  | 9     | 1  | 86        | 1  | 0     | 0  | 1     | 1  | 1     | 1 | 0     | 0  | 2     | 1  | 88    | 1  |
| Clayton            | 4     | 4  | 68    | 2  | 61    | 3  | 10    | 2  | 143       | 2  | 0     | 0  | 5     | 4  | 2     | 2 | 0     | 0  | 7     | 3  | 150   | 2  |
| Cobb               | 4     | 4  | 111   | 4  | 86    | 4  | 21    | 3  | 222       | 4  | 1     | 14 | 4     | 3  | 7     | 7 | 1     | 3  | 13    | 5  | 235   | 4  |
| Conasauga          | 0     | 0  | 27    | 1  | 34    | 1  | 17    | 3  | 78        | 1  | 0     | 0  | 2     | 2  | 4     | 4 | 0     | 0  | 6     | 2  | 84    | 1  |
| Cordele            | 1     | 1  | 31    | 1  | 33    | 1  | 11    | 2  | 76        | 1  | 2     | 29 | 2     | 2  | 1     | 1 | 1     | 3  | 6     | 2  | 82    | 1  |
| Coweta             | 3     | 3  | 71    | 2  | 73    | 3  | 22    | 4  | 169       | 3  | 0     | 0  | 6     | 5  | 4     | 4 | 1     | 3  | 11    | 4  | 180   | 3  |
| Dougherty          | 3     | 3  | 70    | 2  | 44    | 2  | 8     | 1  | 125       | 2  | 0     | 0  | 2     | 2  | 4     | 4 | 0     | 0  | 6     | 2  | 131   | 2  |
| Dublin             | 0     | 0  | 21    | 1  | 25    | 1  | 3     | 0  | 49        | 1  | 0     | 0  | 2     | 2  | 1     | 1 | 0     | 0  | 3     | 1  | 52    | 1  |
| Eastern            | 8     | 7  | 168   | 6  | 127   | 5  | 27    | 4  | 330       | 6  | 0     | 0  | 2     | 2  | 2     | 2 | 0     | 0  | 4     | 2  | 334   | 5  |
| Flint              | 1     | 1  | 18    | 1  | 11    | 0  | 3     | 0  | 33        | 1  | 0     | 0  | 2     | 2  | 0     | 0 | 0     | 0  | 2     | 1  | 35    | 1  |
| Griffin            | 4     | 4  | 57    | 2  | 41    | 2  | 14    | 2  | 116       | 2  | 1     | 14 | 2     | 2  | 2     | 2 | 1     | 3  | 6     | 2  | 122   | 2  |
| Gwinnett           | 6     | 5  | 72    | 3  | 45    | 2  | 12    | 2  | 135       | 2  | 0     | 0  | 3     | 2  | 5     | 5 | 1     | 3  | 9     | 3  | 144   | 2  |
| Houston            | 2     | 2  | 33    | 1  | 21    | 1  | 2     | 0  | 58        | 1  | 0     | 0  | 2     | 2  | 2     | 2 | 1     | 3  | 5     | 2  | 63    | 1  |
| Lookout Mountain   | 0     | 0  | 31    | 1  | 36    | 2  | 11    | 2  | 78        | 1  | 0     | 0  | 1     | 1  | 3     | 3 | 1     | 3  | 5     | 2  | 83    | 1  |
| Macon              | 5     | 4  | 83    | 3  | 104   | 4  | 24    | 4  | 216       | 4  | 0     | 0  | 1     | 1  | 5     | 5 | 1     | 3  | 7     | 3  | 223   | 4  |
| Middle             | 1     | 1  | 40    | 1  | 36    | 2  | 10    | 2  | 87        | 1  | 0     | 0  | 3     | 2  | 2     | 2 | 0     | 0  | 5     | 2  | 92    | 1  |
| Mountain           | 0     | 0  | 17    | 1  | 21    | 1  | 4     | 1  | 42        | 1  | 0     | 0  | 0     | 0  | 0     | 0 | 0     | 0  | 0     | 0  | 42    | 1  |
| Northeastern       | 3     | 3  | 35    | 1  | 46    | 2  | 12    | 2  | 96        | 2  | 1     | 14 | 4     | 3  | 3     | 3 | 1     | 3  | 9     | 3  | 105   | 2  |
| Northern           | 0     | 0  | 24    | 1  | 34    | 1  | 4     | 1  | 62        | 1  | 0     | 0  | 2     | 2  | 3     | 3 | 0     | 0  | 5     | 2  | 67    | 1  |
| Ocmulgee           | 1     | 1  | 60    | 2  | 43    | 2  | 11    | 2  | 115       | 2  | 0     | 0  | 4     | 3  | 2     | 2 | 0     | 0  | 6     | 2  | 121   | 2  |
| Oconee             | 0     | 0  | 26    | 1  | 19    | 1  | 5     | 1  | 50        | 1  | 0     | 0  | 1     | 1  | 1     | 1 | 2     | 7  | 4     | 2  | 54    | 1  |
| Ogeechee           | 5     | 4  | 27    | 1  | 26    | 1  | 9     | 1  | 67        | 1  | 0     | 0  | 1     | 1  | 1     | 1 | 2     | 7  | 4     | 2  | 71    | 1  |
| Pataula            | 0     | 0  | 34    | 1  | 22    | 1  | 9     | 1  | 65        | 1  | 0     | 0  | 2     | 2  | 0     | 0 | 0     | 0  | 2     | 1  | 67    | 1  |
| Piedmont           | 2     | 2  | 12    | 0  | 28    | 1  | 13    | 2  | 55        | 1  | 0     | 0  | 1     | 1  | 0     | 0 | 1     | 3  | 2     | 1  | 57    | 1  |
| Rome               | 0     | 0  | 24    | 1  | 22    | 1  | 10    | 2  | 56        | 1  | 0     | 0  | 4     | 3  | 2     | 2 | 1     | 3  | 7     | 3  | 63    | 1  |
| South Georgia      | 2     | 2  | 57    | 2  | 34    | 1  | 9     | 1  | 102       | 2  | 0     | 0  | 3     | 2  | 0     | 0 | 0     | 0  | 3     | 1  | 105   | 2  |
| Southern           | 3     | 3  | 89    | 3  | 84    | 4  | 18    | 3  | 194       | 3  | 0     | 0  | 1     | 1  | 4     | 4 | 2     | 7  | 7     | 3  | 201   | 3  |
| Southwestern       | 1     | 1  | 26    | 1  | 23    | 1  | 4     | 1  | 54        | 1  | 0     | 0  | 1     | 1  | 2     | 2 | 0     | 0  | 3     | 1  | 57    | 1  |

(continued)



Inmate statistical profile

Sample: ACTIVE PRISONERS SERVING LIFE EXCLUDING JAIL  
Active inmates 03/22/2004

Requestor: Statistics

Circ Of Conviction by current age & sex (continued)

| Circ Of Conviction | M E N     |     |           |     |           |     |           |     | W O M E N |     |           |     |           |     |           |     | Grand Total | %   |           |     |             |     |
|--------------------|-----------|-----|-----------|-----|-----------|-----|-----------|-----|-----------|-----|-----------|-----|-----------|-----|-----------|-----|-------------|-----|-----------|-----|-------------|-----|
|                    | Age 00-21 | %   | Age 22-39 | %   | Age 40-54 | %   | Age 55-99 | %   | Men Total | %   | Age 00-21 | %   | Age 22-39 | %   | Age 40-54 | %   |             |     | Age 55-99 | %   | Women Total | %   |
| Stone Mountain     | 10        | 9   | 256       | 9   | 191       | 8   | 36        | 6   | 493       | 8   | 0         | 0   | 7         | 5   | 3         | 3   | 1           | 3   | 11        | 4   | 504         | 8   |
| Tallapoosa         | 0         | 0   | 18        | 1   | 9         | 0   | 4         | 1   | 31        | 1   | 0         | 0   | 0         | 0   | 0         | 0   | 0           | 0   | 0         | 0   | 31          | 0   |
| Tifton             | 3         | 3   | 52        | 2   | 41        | 2   | 12        | 2   | 108       | 2   | 0         | 0   | 1         | 1   | 2         | 2   | 1           | 3   | 4         | 2   | 112         | 2   |
| Toombs             | 2         | 2   | 29        | 1   | 28        | 1   | 11        | 2   | 70        | 1   | 0         | 0   | 2         | 2   | 0         | 0   | 0           | 0   | 2         | 1   | 72          | 1   |
| Waycross           | 2         | 2   | 25        | 1   | 31        | 1   | 14        | 2   | 72        | 1   | 1         | 14  | 5         | 4   | 2         | 2   | 0           | 0   | 8         | 3   | 80          | 1   |
| Western            | 2         | 2   | 45        | 2   | 31        | 1   | 9         | 1   | 87        | 1   | 0         | 0   | 5         | 4   | 0         | 0   | 1           | 3   | 6         | 2   | 93          | 1   |
| Rockdale           | 0         | 0   | 5         | 0   | 17        | 1   | 5         | 1   | 27        | 0   | 0         | 0   | 1         | 1   | 0         | 0   | 0           | 0   | 1         | 0   | 28          | 0   |
| Douglas            | 3         | 3   | 56        | 2   | 21        | 1   | 9         | 1   | 89        | 1   | 0         | 0   | 1         | 1   | 1         | 1   | 0           | 0   | 2         | 1   | 91          | 1   |
| Appalachian        | 0         | 0   | 9         | 0   | 8         | 0   | 6         | 1   | 23        | 0   | 0         | 0   | 0         | 0   | 0         | 0   | 0           | 0   | 0         | 0   | 23          | 0   |
| Enotah             | 0         | 0   | 5         | 0   | 7         | 0   | 2         | 0   | 14        | 0   | 0         | 0   | 0         | 0   | 0         | 0   | 0           | 0   | 0         | 0   | 14          | 0   |
| Bell-Forsyth       | 0         | 0   | 3         | 0   | 8         | 0   | 8         | 1   | 19        | 0   | 0         | 0   | 1         | 1   | 1         | 1   | 0           | 0   | 2         | 1   | 21          | 0   |
| Towaliga           | 0         | 0   | 31        | 1   | 25        | 1   | 10        | 2   | 66        | 1   | 0         | 0   | 3         | 2   | 2         | 2   | 0           | 0   | 5         | 2   | 71          | 1   |
| Paulding           | 3         | 3   | 3         | 0   | 8         | 0   | 2         | 0   | 16        | 0   | 0         | 0   | 1         | 1   | 0         | 0   | 0           | 0   | 1         | 0   | 17          | 0   |
| Total reported     | 114       | 100 | 2865      | 100 | 2393      | 100 | 620       | 100 | 5992      | 100 | 7         | 100 | 129       | 100 | 98        | 100 | 29          | 100 | 263       | 100 | 6255        | 100 |
| Percent reported   | 100.0     |     | 99.9      |     | 100.0     |     | 100.0     |     | 99.9      |     | 100.0     |     | 99.2      |     | 100.0     |     | 100.0       |     | 99.6      |     | 99.9        |     |
| Not reported       | 0         |     | 4         |     | 1         |     | 0         |     | 5         |     | 0         |     | 1         |     | 0         |     | 0           |     | 1         |     | 6           |     |
| Total              | 114       |     | 2869      |     | 2394      |     | 620       |     | 5997      |     | 7         |     | 130       |     | 98        |     | 29          |     | 264       |     | 6261        |     |

Inmate statistical profile

Sample: ACTIVE PRISONERS SERVING LIFE EXCLUDING JAIL  
Active inmates 03/22/2004

Requestor: Statistics

Home County by current age & sex

| Home County   | M E N     |    |           |   |           |   |           |   | W O M E N |   |           |    |           |   |           |   | Grand Total | % |           |   |             |   |
|---------------|-----------|----|-----------|---|-----------|---|-----------|---|-----------|---|-----------|----|-----------|---|-----------|---|-------------|---|-----------|---|-------------|---|
|               | Age 00-21 | %  | Age 22-39 | % | Age 40-54 | % | Age 55-99 | % | Men Total | % | Age 00-21 | %  | Age 22-39 | % | Age 40-54 | % |             |   | Age 55-99 | % | Women Total | % |
| Appling       | 0         | 0  | 4         | 0 | 4         | 0 | 1         | 0 | 9         | 0 | 0         | 0  | 0         | 0 | 0         | 0 | 0           | 0 | 0         | 0 | 9           | 0 |
| Atkinson      | 0         | 0  | 1         | 0 | 2         | 0 | 2         | 0 | 5         | 0 | 0         | 0  | 0         | 0 | 0         | 0 | 0           | 0 | 0         | 0 | 5           | 0 |
| Bacon         | 0         | 0  | 2         | 0 | 7         | 0 | 1         | 0 | 10        | 0 | 0         | 0  | 0         | 0 | 0         | 0 | 0           | 0 | 0         | 0 | 10          | 0 |
| Baker         | 0         | 0  | 1         | 0 | 2         | 0 | 0         | 0 | 3         | 0 | 0         | 0  | 0         | 0 | 0         | 0 | 0           | 0 | 0         | 0 | 3           | 0 |
| Baldwin       | 1         | 1  | 14        | 1 | 9         | 0 | 0         | 0 | 24        | 0 | 0         | 0  | 1         | 1 | 0         | 0 | 1           | 4 | 2         | 1 | 26          | 0 |
| Banks         | 0         | 0  | 1         | 0 | 4         | 0 | 2         | 0 | 7         | 0 | 0         | 0  | 1         | 1 | 0         | 0 | 0           | 0 | 1         | 0 | 8           | 0 |
| Barrow        | 0         | 0  | 4         | 0 | 9         | 0 | 5         | 1 | 18        | 0 | 0         | 0  | 1         | 1 | 1         | 1 | 0           | 0 | 2         | 1 | 20          | 0 |
| Bartow        | 0         | 0  | 12        | 0 | 18        | 1 | 9         | 2 | 39        | 1 | 0         | 0  | 2         | 2 | 1         | 1 | 0           | 0 | 3         | 1 | 42          | 1 |
| Ben Hill      | 1         | 1  | 3         | 0 | 6         | 0 | 4         | 1 | 14        | 0 | 1         | 14 | 0         | 0 | 1         | 1 | 0           | 0 | 2         | 1 | 16          | 0 |
| Berrien       | 0         | 0  | 5         | 0 | 1         | 0 | 2         | 0 | 8         | 0 | 0         | 0  | 0         | 0 | 0         | 0 | 0           | 0 | 0         | 0 | 8           | 0 |
| Bibb          | 5         | 5  | 75        | 3 | 87        | 4 | 22        | 4 | 189       | 4 | 0         | 0  | 3         | 3 | 5         | 6 | 0           | 0 | 8         | 3 | 197         | 4 |
| Bleckley      | 0         | 0  | 6         | 0 | 4         | 0 | 1         | 0 | 11        | 0 | 0         | 0  | 0         | 0 | 0         | 0 | 1           | 4 | 1         | 0 | 12          | 0 |
| Brantley      | 0         | 0  | 2         | 0 | 1         | 0 | 1         | 0 | 4         | 0 | 1         | 14 | 0         | 0 | 0         | 0 | 0           | 0 | 1         | 0 | 5           | 0 |
| Brooks        | 0         | 0  | 6         | 0 | 2         | 0 | 2         | 0 | 10        | 0 | 0         | 0  | 0         | 0 | 0         | 0 | 0           | 0 | 0         | 0 | 10          | 0 |
| Bryan         | 0         | 0  | 7         | 0 | 3         | 0 | 3         | 1 | 13        | 0 | 0         | 0  | 0         | 0 | 0         | 0 | 0           | 0 | 0         | 0 | 13          | 0 |
| Bulloch       | 1         | 1  | 11        | 0 | 10        | 0 | 2         | 0 | 24        | 0 | 0         | 0  | 0         | 0 | 1         | 1 | 2           | 7 | 3         | 1 | 27          | 0 |
| Burke         | 2         | 2  | 6         | 0 | 10        | 0 | 2         | 0 | 20        | 0 | 0         | 0  | 0         | 0 | 0         | 0 | 0           | 0 | 0         | 0 | 20          | 0 |
| Butts         | 0         | 0  | 16        | 1 | 9         | 0 | 2         | 0 | 27        | 1 | 0         | 0  | 0         | 0 | 0         | 0 | 0           | 0 | 0         | 0 | 27          | 0 |
| Calhoun       | 0         | 0  | 4         | 0 | 3         | 0 | 1         | 0 | 8         | 0 | 0         | 0  | 0         | 0 | 0         | 0 | 0           | 0 | 0         | 0 | 8           | 0 |
| Camden        | 0         | 0  | 12        | 0 | 5         | 0 | 0         | 0 | 17        | 0 | 0         | 0  | 0         | 0 | 1         | 1 | 0           | 0 | 1         | 0 | 18          | 0 |
| Candler       | 0         | 0  | 2         | 0 | 1         | 0 | 0         | 0 | 3         | 0 | 0         | 0  | 0         | 0 | 0         | 0 | 0           | 0 | 0         | 0 | 3           | 0 |
| Carroll       | 0         | 0  | 19        | 1 | 13        | 1 | 8         | 1 | 40        | 1 | 0         | 0  | 2         | 2 | 1         | 1 | 0           | 0 | 3         | 1 | 43          | 1 |
| Catoosa       | 0         | 0  | 4         | 0 | 7         | 0 | 1         | 0 | 12        | 0 | 0         | 0  | 0         | 0 | 0         | 0 | 0           | 0 | 0         | 0 | 12          | 0 |
| Charlton      | 0         | 0  | 0         | 0 | 1         | 0 | 0         | 0 | 1         | 0 | 0         | 0  | 1         | 1 | 0         | 0 | 0           | 0 | 1         | 0 | 2           | 0 |
| Chatham       | 9         | 10 | 152       | 6 | 111       | 5 | 29        | 5 | 301       | 6 | 0         | 0  | 2         | 2 | 2         | 2 | 1           | 4 | 5         | 2 | 306         | 5 |
| Chattahoochee | 0         | 0  | 0         | 0 | 2         | 0 | 0         | 0 | 2         | 0 | 0         | 0  | 0         | 0 | 0         | 0 | 0           | 0 | 0         | 0 | 2           | 0 |
| Chattooga     | 0         | 0  | 4         | 0 | 5         | 0 | 2         | 0 | 11        | 0 | 0         | 0  | 0         | 0 | 1         | 1 | 1           | 4 | 2         | 1 | 13          | 0 |
| Cherokee      | 1         | 1  | 9         | 0 | 13        | 1 | 4         | 1 | 27        | 1 | 0         | 0  | 2         | 2 | 0         | 0 | 0           | 0 | 2         | 1 | 29          | 1 |
| Clarke        | 0         | 0  | 43        | 2 | 24        | 1 | 3         | 1 | 70        | 1 | 0         | 0  | 5         | 4 | 0         | 0 | 2           | 7 | 7         | 3 | 77          | 1 |
| Clay          | 0         | 0  | 2         | 0 | 1         | 0 | 0         | 0 | 3         | 0 | 0         | 0  | 0         | 0 | 0         | 0 | 0           | 0 | 0         | 0 | 3           | 0 |
| Clayton       | 6         | 7  | 61        | 2 | 56        | 3 | 11        | 2 | 134       | 3 | 0         | 0  | 6         | 5 | 0         | 0 | 0           | 0 | 6         | 2 | 140         | 2 |
| Clinch        | 0         | 0  | 1         | 0 | 1         | 0 | 0         | 0 | 2         | 0 | 0         | 0  | 0         | 0 | 0         | 0 | 0           | 0 | 0         | 0 | 2           | 0 |
| Cobb          | 3         | 3  | 93        | 4 | 82        | 4 | 16        | 3 | 194       | 4 | 1         | 14 | 2         | 2 | 4         | 5 | 0           | 0 | 7         | 3 | 201         | 4 |
| Coffee        | 0         | 0  | 9         | 0 | 8         | 0 | 3         | 1 | 20        | 0 | 0         | 0  | 3         | 3 | 2         | 2 | 1           | 4 | 6         | 2 | 26          | 0 |
| Colquit       | 2         | 2  | 27        | 1 | 21        | 1 | 2         | 0 | 52        | 1 | 0         | 0  | 0         | 0 | 1         | 1 | 0           | 0 | 1         | 0 | 53          | 1 |
| Columbia      | 0         | 0  | 12        | 0 | 9         | 0 | 0         | 0 | 21        | 0 | 0         | 0  | 0         | 0 | 2         | 2 | 0           | 0 | 2         | 1 | 23          | 0 |

(continued)

Inmate statistical profile

Sample: ACTIVE PRISONERS SERVING LIFE EXCLUDING JAIL  
Active inmates 03/22/2004

Requestor: Statistics

Home County by current age & sex (continued)

| Home County | Age   |    | M E N |    |     |    | Men |    | Age   |    | W O M E N |    |     |    | Women |    | Grand |    |     |    |      |    |
|-------------|-------|----|-------|----|-----|----|-----|----|-------|----|-----------|----|-----|----|-------|----|-------|----|-----|----|------|----|
|             | 00-21 | %  | Age   | %  | Age | %  | Age | %  | 00-21 | %  | Age       | %  | Age | %  | Total | %  | Total | %  |     |    |      |    |
| Cook        | 0     | 0  | 3     | 0  | 5   | 0  | 2   | 0  | 10    | 0  | 0         | 0  | 1   | 1  | 0     | 0  | 1     | 0  | 11  | 0  |      |    |
| Coweta      | 0     | 0  | 21    | 1  | 11  | 1  | 3   | 1  | 35    | 1  | 0         | 0  | 1   | 1  | 1     | 4  | 3     | 1  | 38  | 1  |      |    |
| Crawford    | 0     | 0  | 1     | 0  | 1   | 0  | 0   | 0  | 2     | 0  | 0         | 0  | 0   | 0  | 0     | 0  | 0     | 0  | 2   | 0  |      |    |
| Crisp       | 0     | 0  | 15    | 1  | 8   | 0  | 4   | 1  | 27    | 1  | 0         | 0  | 2   | 2  | 1     | 1  | 0     | 0  | 30  | 1  |      |    |
| Dade        | 0     | 0  | 4     | 0  | 3   | 0  | 3   | 1  | 10    | 0  | 0         | 0  | 0   | 0  | 0     | 0  | 0     | 0  | 10  | 0  |      |    |
| Dawson      | 0     | 0  | 2     | 0  | 1   | 0  | 0   | 0  | 3     | 0  | 0         | 0  | 0   | 0  | 0     | 0  | 0     | 0  | 3   | 0  |      |    |
| Decatur     | 0     | 0  | 15    | 1  | 7   | 0  | 2   | 0  | 24    | 0  | 0         | 0  | 1   | 1  | 0     | 0  | 1     | 0  | 25  | 0  |      |    |
| DeKalb      | 6     | 7  | 214   | 8  | 146 | 7  | 39  | 7  | 405   | 8  | 0         | 0  | 5   | 4  | 2     | 2  | 1     | 4  | 413 | 7  |      |    |
| Dodge       | 0     | 0  | 8     | 0  | 7   | 0  | 0   | 0  | 15    | 0  | 0         | 0  | 0   | 0  | 0     | 0  | 0     | 0  | 15  | 0  |      |    |
| Dooly       | 0     | 0  | 9     | 0  | 4   | 0  | 0   | 0  | 13    | 0  | 0         | 0  | 0   | 0  | 0     | 0  | 0     | 0  | 13  | 0  |      |    |
| Dougherty   | 3     | 3  | 65    | 3  | 46  | 2  | 5   | 1  | 119   | 2  | 0         | 0  | 5   | 4  | 1     | 1  | 2     | 7  | 8   | 3  | 127  | 2  |
| Douglas     | 2     | 2  | 19    | 1  | 15  | 1  | 4   | 1  | 40    | 1  | 0         | 0  | 1   | 1  | 1     | 1  | 0     | 0  | 2   | 1  | 42   | 1  |
| Early       | 0     | 0  | 6     | 0  | 5   | 0  | 1   | 0  | 12    | 0  | 0         | 0  | 0   | 0  | 0     | 0  | 0     | 0  | 12  | 0  |      |    |
| Effingham   | 0     | 0  | 5     | 0  | 1   | 0  | 2   | 0  | 8     | 0  | 0         | 0  | 0   | 0  | 0     | 0  | 0     | 0  | 8   | 0  |      |    |
| Elbert      | 0     | 0  | 4     | 0  | 17  | 1  | 0   | 0  | 21    | 0  | 0         | 0  | 1   | 1  | 0     | 0  | 1     | 0  | 22  | 0  |      |    |
| Emanuel     | 0     | 0  | 8     | 0  | 7   | 0  | 2   | 0  | 17    | 0  | 0         | 0  | 0   | 0  | 1     | 1  | 0     | 0  | 1   | 0  | 18   | 0  |
| Evans       | 0     | 0  | 6     | 0  | 2   | 0  | 0   | 0  | 8     | 0  | 0         | 0  | 0   | 0  | 0     | 0  | 0     | 0  | 8   | 0  |      |    |
| Fannin      | 0     | 0  | 6     | 0  | 2   | 0  | 2   | 0  | 10    | 0  | 0         | 0  | 0   | 0  | 0     | 0  | 0     | 0  | 10  | 0  |      |    |
| Fayette     | 0     | 0  | 2     | 0  | 5   | 0  | 1   | 0  | 8     | 0  | 0         | 0  | 0   | 0  | 0     | 0  | 0     | 0  | 8   | 0  |      |    |
| Floyd       | 0     | 0  | 23    | 1  | 22  | 1  | 7   | 1  | 52    | 1  | 0         | 0  | 3   | 3  | 2     | 2  | 1     | 4  | 6   | 2  | 58   | 1  |
| Forsyth     | 0     | 0  | 5     | 0  | 5   | 0  | 3   | 1  | 13    | 0  | 0         | 0  | 0   | 0  | 1     | 1  | 0     | 0  | 1   | 0  | 14   | 0  |
| Franklin    | 0     | 0  | 0     | 0  | 5   | 0  | 1   | 0  | 6     | 0  | 0         | 0  | 0   | 0  | 0     | 0  | 0     | 0  | 6   | 0  |      |    |
| Fulton      | 12    | 13 | 507   | 20 | 394 | 18 | 101 | 19 | 1014  | 19 | 0         | 0  | 18  | 15 | 12    | 14 | 3     | 11 | 33  | 14 | 1047 | 19 |
| Gilmer      | 0     | 0  | 1     | 0  | 3   | 0  | 1   | 0  | 5     | 0  | 0         | 0  | 0   | 0  | 0     | 0  | 0     | 0  | 5   | 0  |      |    |
| Glascocock  | 0     | 0  | 1     | 0  | 1   | 0  | 0   | 0  | 2     | 0  | 0         | 0  | 0   | 0  | 0     | 0  | 0     | 0  | 2   | 0  |      |    |
| Glynn       | 0     | 0  | 29    | 1  | 27  | 1  | 5   | 1  | 61    | 1  | 0         | 0  | 1   | 1  | 0     | 0  | 0     | 0  | 1   | 0  | 62   | 1  |
| Gordon      | 0     | 0  | 17    | 1  | 13  | 1  | 2   | 0  | 32    | 1  | 0         | 0  | 0   | 0  | 1     | 1  | 0     | 0  | 1   | 0  | 33   | 1  |
| Grady       | 1     | 1  | 21    | 1  | 8   | 0  | 0   | 0  | 30    | 1  | 0         | 0  | 0   | 0  | 0     | 0  | 0     | 0  | 30  | 1  |      |    |
| Greene      | 0     | 0  | 5     | 0  | 1   | 0  | 1   | 0  | 7     | 0  | 0         | 0  | 0   | 0  | 1     | 1  | 0     | 0  | 1   | 0  | 8    | 0  |
| Gwinnett    | 5     | 5  | 69    | 3  | 46  | 2  | 12  | 2  | 132   | 2  | 0         | 0  | 4   | 3  | 2     | 2  | 0     | 0  | 6   | 2  | 138  | 2  |
| Habersham   | 0     | 0  | 6     | 0  | 11  | 1  | 0   | 0  | 17    | 0  | 0         | 0  | 0   | 0  | 0     | 0  | 0     | 0  | 17  | 0  |      |    |
| Hall        | 0     | 0  | 20    | 1  | 41  | 2  | 9   | 2  | 70    | 1  | 1         | 14 | 2   | 2  | 3     | 3  | 1     | 4  | 7   | 3  | 77   | 1  |
| Hancock     | 0     | 0  | 3     | 0  | 2   | 0  | 0   | 0  | 5     | 0  | 0         | 0  | 0   | 0  | 1     | 1  | 0     | 0  | 1   | 0  | 6    | 0  |
| Haralson    | 0     | 0  | 1     | 0  | 0   | 0  | 0   | 0  | 1     | 0  | 0         | 0  | 1   | 1  | 0     | 0  | 0     | 0  | 1   | 0  | 2    | 0  |
| Harris      | 0     | 0  | 5     | 0  | 4   | 0  | 0   | 0  | 9     | 0  | 0         | 0  | 0   | 0  | 0     | 0  | 0     | 0  | 9   | 0  |      |    |

(continued)

Inmate statistical profile

Sample: ACTIVE PRISONERS SERVING LIFE EXCLUDING JAIL  
Active inmates 03/22/2004

Requestor: Statistics

Home County by current age & sex (continued)

| Home County | M E N |   |     |   |     |   |     |   | W O M E N |   |     |   |     |   |     |   | Grand |   |       |   |     |   |   |
|-------------|-------|---|-----|---|-----|---|-----|---|-----------|---|-----|---|-----|---|-----|---|-------|---|-------|---|-----|---|---|
|             | Age   | % | Age | % | Age | % | Age | % | Men       | % | Age | % | Age | % | Age | % | Women | % | Total | % |     |   |   |
| Hart        | 0     | 0 | 0   | 0 | 4   | 0 | 1   | 0 | 5         | 0 | 0   | 0 | 0   | 0 | 1   | 1 | 0     | 0 | 1     | 0 | 6   | 0 |   |
| Heard       | 0     | 0 | 1   | 0 | 1   | 0 | 2   | 0 | 4         | 0 | 0   | 0 | 0   | 0 | 0   | 0 | 0     | 0 | 0     | 0 | 0   | 4 | 0 |
| Henry       | 1     | 1 | 22  | 1 | 12  | 1 | 6   | 1 | 41        | 1 | 0   | 0 | 2   | 2 | 2   | 2 | 0     | 0 | 4     | 2 | 45  | 1 |   |
| Houston     | 1     | 1 | 30  | 1 | 22  | 1 | 6   | 1 | 59        | 1 | 0   | 0 | 1   | 1 | 3   | 3 | 0     | 0 | 4     | 2 | 63  | 1 |   |
| Irwin       | 1     | 1 | 4   | 0 | 3   | 0 | 1   | 0 | 9         | 0 | 0   | 0 | 0   | 0 | 0   | 0 | 0     | 0 | 0     | 0 | 9   | 0 |   |
| Jackson     | 0     | 0 | 11  | 0 | 7   | 0 | 11  | 2 | 29        | 1 | 0   | 0 | 0   | 0 | 0   | 0 | 0     | 0 | 0     | 0 | 29  | 1 |   |
| Jasper      | 0     | 0 | 7   | 0 | 2   | 0 | 1   | 0 | 10        | 0 | 0   | 0 | 0   | 0 | 0   | 0 | 0     | 0 | 0     | 0 | 10  | 0 |   |
| Jeff Davis  | 0     | 0 | 5   | 0 | 1   | 0 | 0   | 0 | 6         | 0 | 0   | 0 | 0   | 0 | 0   | 0 | 0     | 0 | 0     | 0 | 6   | 0 |   |
| Jefferson   | 0     | 0 | 3   | 0 | 3   | 0 | 2   | 0 | 8         | 0 | 0   | 0 | 1   | 1 | 0   | 0 | 0     | 0 | 1     | 0 | 9   | 0 |   |
| Jenkins     | 0     | 0 | 1   | 0 | 5   | 0 | 0   | 0 | 6         | 0 | 0   | 0 | 0   | 0 | 0   | 0 | 0     | 0 | 0     | 0 | 6   | 0 |   |
| Johnson     | 0     | 0 | 2   | 0 | 3   | 0 | 0   | 0 | 5         | 0 | 0   | 0 | 0   | 0 | 0   | 0 | 0     | 0 | 0     | 0 | 5   | 0 |   |
| Jones       | 0     | 0 | 1   | 0 | 5   | 0 | 0   | 0 | 6         | 0 | 0   | 0 | 0   | 0 | 0   | 0 | 0     | 0 | 0     | 0 | 6   | 0 |   |
| Lamar       | 0     | 0 | 4   | 0 | 4   | 0 | 3   | 1 | 11        | 0 | 0   | 0 | 0   | 0 | 1   | 1 | 0     | 0 | 1     | 0 | 12  | 0 |   |
| Laurens     | 0     | 0 | 10  | 0 | 13  | 1 | 2   | 0 | 25        | 0 | 0   | 0 | 1   | 1 | 1   | 1 | 0     | 0 | 2     | 1 | 27  | 0 |   |
| Lee         | 0     | 0 | 4   | 0 | 0   | 0 | 0   | 0 | 4         | 0 | 0   | 0 | 0   | 0 | 0   | 0 | 0     | 0 | 0     | 0 | 4   | 0 |   |
| Liberty     | 0     | 0 | 22  | 1 | 7   | 0 | 5   | 1 | 34        | 1 | 0   | 0 | 0   | 0 | 2   | 2 | 0     | 0 | 2     | 1 | 36  | 1 |   |
| Lincoln     | 1     | 1 | 2   | 0 | 2   | 0 | 1   | 0 | 6         | 0 | 0   | 0 | 0   | 0 | 0   | 0 | 0     | 0 | 0     | 0 | 6   | 0 |   |
| Long        | 0     | 0 | 2   | 0 | 3   | 0 | 0   | 0 | 5         | 0 | 0   | 0 | 2   | 2 | 0   | 0 | 0     | 0 | 2     | 1 | 7   | 0 |   |
| Lowndes     | 0     | 0 | 30  | 1 | 25  | 1 | 7   | 1 | 62        | 1 | 0   | 0 | 0   | 0 | 1   | 1 | 1     | 4 | 2     | 1 | 64  | 1 |   |
| Lumpkin     | 0     | 0 | 6   | 0 | 5   | 0 | 1   | 0 | 12        | 0 | 0   | 0 | 0   | 0 | 0   | 0 | 0     | 0 | 0     | 0 | 12  | 0 |   |
| Macon       | 0     | 0 | 11  | 0 | 6   | 0 | 1   | 0 | 18        | 0 | 0   | 0 | 0   | 0 | 1   | 1 | 0     | 0 | 1     | 0 | 19  | 0 |   |
| Madison     | 0     | 0 | 6   | 0 | 5   | 0 | 0   | 0 | 11        | 0 | 0   | 0 | 1   | 1 | 1   | 1 | 0     | 0 | 2     | 1 | 13  | 0 |   |
| Marion      | 0     | 0 | 2   | 0 | 1   | 0 | 0   | 0 | 3         | 0 | 0   | 0 | 1   | 1 | 0   | 0 | 0     | 0 | 1     | 0 | 4   | 0 |   |
| McDuffie    | 1     | 1 | 14  | 1 | 14  | 1 | 5   | 1 | 34        | 1 | 0   | 0 | 1   | 1 | 0   | 0 | 0     | 0 | 1     | 0 | 35  | 1 |   |
| McIntosh    | 1     | 1 | 4   | 0 | 4   | 0 | 0   | 0 | 9         | 0 | 0   | 0 | 0   | 0 | 0   | 0 | 0     | 0 | 0     | 0 | 9   | 0 |   |
| Meriwether  | 1     | 1 | 7   | 0 | 6   | 0 | 4   | 1 | 18        | 0 | 0   | 0 | 1   | 1 | 0   | 0 | 1     | 4 | 2     | 1 | 20  | 0 |   |
| Miller      | 0     | 0 | 3   | 0 | 1   | 0 | 1   | 0 | 5         | 0 | 0   | 0 | 0   | 0 | 0   | 0 | 0     | 0 | 0     | 0 | 5   | 0 |   |
| Mitchell    | 0     | 0 | 10  | 0 | 10  | 0 | 5   | 1 | 25        | 0 | 0   | 0 | 1   | 1 | 0   | 0 | 0     | 0 | 1     | 0 | 26  | 0 |   |
| Monroe      | 0     | 0 | 7   | 0 | 7   | 0 | 1   | 0 | 15        | 0 | 0   | 0 | 1   | 1 | 0   | 0 | 0     | 0 | 1     | 0 | 16  | 0 |   |
| Montgomery  | 0     | 0 | 0   | 0 | 0   | 0 | 0   | 0 | 0         | 0 | 0   | 0 | 0   | 0 | 1   | 1 | 0     | 0 | 1     | 0 | 1   | 0 |   |
| Morgan      | 0     | 0 | 6   | 0 | 4   | 0 | 0   | 0 | 10        | 0 | 0   | 0 | 0   | 0 | 0   | 0 | 0     | 0 | 0     | 0 | 10  | 0 |   |
| Murray      | 0     | 0 | 9   | 0 | 4   | 0 | 4   | 1 | 17        | 0 | 0   | 0 | 1   | 1 | 0   | 0 | 0     | 0 | 1     | 0 | 18  | 0 |   |
| Muscogee    | 4     | 4 | 74  | 3 | 67  | 3 | 16  | 3 | 161       | 3 | 0   | 0 | 3   | 3 | 3   | 3 | 1     | 4 | 7     | 3 | 168 | 3 |   |
| Newton      | 0     | 0 | 35  | 1 | 16  | 1 | 3   | 1 | 54        | 1 | 0   | 0 | 1   | 1 | 0   | 0 | 1     | 4 | 2     | 1 | 56  | 1 |   |
| Oconee      | 0     | 0 | 4   | 0 | 2   | 0 | 0   | 0 | 6         | 0 | 0   | 0 | 0   | 0 | 1   | 1 | 0     | 0 | 1     | 0 | 7   | 0 |   |

(continued)

Inmate statistical profile

Sample: ACTIVE PRISONERS SERVING LIFE EXCLUDING JAIL  
Active inmates 03/22/2004

Requestor: Statistics

Home County by current age & sex (continued)

| Home County | M E N     |   |           |   |           |   |           |   | W O M E N |   |           |    |           |   |           |   | Grand Total | % |           |    |             |   |
|-------------|-----------|---|-----------|---|-----------|---|-----------|---|-----------|---|-----------|----|-----------|---|-----------|---|-------------|---|-----------|----|-------------|---|
|             | Age 00-21 | % | Age 22-39 | % | Age 40-54 | % | Age 55-99 | % | Men Total | % | Age 00-21 | %  | Age 22-39 | % | Age 40-54 | % |             |   | Age 55-99 | %  | Women Total | % |
| Oglethorpe  | 0         | 0 | 3         | 0 | 4         | 0 | 0         | 0 | 7         | 0 | 0         | 0  | 0         | 0 | 0         | 0 | 0           | 0 | 0         | 0  | 7           | 0 |
| Paulding    | 3         | 3 | 3         | 0 | 8         | 0 | 2         | 0 | 16        | 0 | 0         | 0  | 0         | 1 | 1         | 1 | 4           | 2 | 1         | 18 | 0           |   |
| Peach       | 0         | 0 | 7         | 0 | 3         | 0 | 0         | 0 | 10        | 0 | 0         | 0  | 1         | 1 | 0         | 0 | 0           | 0 | 1         | 0  | 11          | 0 |
| Pickens     | 0         | 0 | 2         | 0 | 3         | 0 | 0         | 0 | 5         | 0 | 0         | 0  | 0         | 0 | 0         | 0 | 0           | 0 | 0         | 5  | 0           |   |
| Pierce      | 1         | 1 | 3         | 0 | 1         | 0 | 1         | 0 | 6         | 0 | 0         | 0  | 0         | 0 | 0         | 0 | 0           | 0 | 0         | 6  | 0           |   |
| Pike        | 1         | 1 | 0         | 0 | 1         | 0 | 0         | 0 | 2         | 0 | 0         | 0  | 0         | 0 | 0         | 0 | 0           | 0 | 0         | 2  | 0           |   |
| Polk        | 0         | 0 | 17        | 1 | 6         | 0 | 3         | 1 | 26        | 0 | 0         | 0  | 0         | 0 | 0         | 0 | 0           | 0 | 0         | 26 | 0           |   |
| Pulaski     | 0         | 0 | 3         | 0 | 3         | 0 | 0         | 0 | 6         | 0 | 0         | 0  | 1         | 1 | 0         | 0 | 0           | 0 | 1         | 0  | 7           | 0 |
| Putnam      | 0         | 0 | 6         | 0 | 12        | 1 | 3         | 1 | 21        | 0 | 0         | 0  | 0         | 0 | 0         | 0 | 0           | 0 | 0         | 21 | 0           |   |
| Quitman     | 0         | 0 | 2         | 0 | 0         | 0 | 0         | 0 | 2         | 0 | 0         | 0  | 0         | 0 | 0         | 0 | 0           | 0 | 0         | 2  | 0           |   |
| Rabun       | 0         | 0 | 4         | 0 | 3         | 0 | 0         | 0 | 7         | 0 | 0         | 0  | 0         | 0 | 0         | 0 | 0           | 0 | 0         | 7  | 0           |   |
| Randolph    | 0         | 0 | 2         | 0 | 3         | 0 | 1         | 0 | 6         | 0 | 0         | 0  | 0         | 0 | 0         | 0 | 0           | 0 | 0         | 6  | 0           |   |
| Richmond    | 5         | 5 | 146       | 6 | 89        | 4 | 14        | 3 | 254       | 5 | 0         | 0  | 11        | 9 | 3         | 3 | 2           | 7 | 16        | 7  | 270         | 5 |
| Rockdale    | 0         | 0 | 6         | 0 | 13        | 1 | 3         | 1 | 22        | 0 | 0         | 0  | 1         | 1 | 0         | 0 | 0           | 0 | 1         | 0  | 23          | 0 |
| Schley      | 0         | 0 | 2         | 0 | 1         | 0 | 0         | 0 | 3         | 0 | 0         | 0  | 0         | 0 | 0         | 0 | 0           | 0 | 0         | 3  | 0           |   |
| Screven     | 0         | 0 | 1         | 0 | 3         | 0 | 2         | 0 | 6         | 0 | 0         | 0  | 0         | 0 | 0         | 0 | 0           | 0 | 0         | 6  | 0           |   |
| Seminole    | 0         | 0 | 5         | 0 | 4         | 0 | 1         | 0 | 10        | 0 | 0         | 0  | 1         | 1 | 0         | 0 | 0           | 0 | 1         | 0  | 11          | 0 |
| Spalding    | 1         | 1 | 33        | 1 | 28        | 1 | 7         | 1 | 69        | 1 | 1         | 14 | 2         | 2 | 0         | 0 | 1           | 4 | 4         | 2  | 73          | 1 |
| Stephens    | 0         | 0 | 3         | 0 | 4         | 0 | 5         | 1 | 12        | 0 | 0         | 0  | 0         | 0 | 0         | 0 | 0           | 0 | 0         | 12 | 0           |   |
| Stewart     | 0         | 0 | 2         | 0 | 1         | 0 | 0         | 0 | 3         | 0 | 0         | 0  | 0         | 0 | 0         | 0 | 0           | 0 | 0         | 3  | 0           |   |
| Sumter      | 1         | 1 | 3         | 0 | 13        | 1 | 4         | 1 | 21        | 0 | 0         | 0  | 0         | 0 | 0         | 0 | 0           | 0 | 0         | 21 | 0           |   |
| Talbot      | 0         | 0 | 8         | 0 | 2         | 0 | 0         | 0 | 10        | 0 | 0         | 0  | 0         | 0 | 1         | 1 | 0           | 0 | 1         | 0  | 11          | 0 |
| Taliaferro  | 0         | 0 | 0         | 0 | 1         | 0 | 0         | 0 | 1         | 0 | 0         | 0  | 0         | 0 | 0         | 0 | 0           | 0 | 0         | 1  | 0           |   |
| Tattnall    | 0         | 0 | 12        | 0 | 3         | 0 | 0         | 0 | 15        | 0 | 0         | 0  | 0         | 0 | 1         | 1 | 0           | 0 | 1         | 0  | 16          | 0 |
| Taylor      | 1         | 1 | 11        | 0 | 5         | 0 | 1         | 0 | 18        | 0 | 0         | 0  | 0         | 0 | 0         | 0 | 0           | 0 | 0         | 18 | 0           |   |
| Telfair     | 0         | 0 | 7         | 0 | 1         | 0 | 2         | 0 | 10        | 0 | 0         | 0  | 0         | 0 | 1         | 1 | 0           | 0 | 1         | 0  | 11          | 0 |
| Terrell     | 0         | 0 | 12        | 0 | 2         | 0 | 0         | 0 | 14        | 0 | 0         | 0  | 0         | 0 | 0         | 0 | 0           | 0 | 0         | 14 | 0           |   |
| Thomas      | 1         | 1 | 14        | 1 | 16        | 1 | 6         | 1 | 37        | 1 | 0         | 0  | 0         | 0 | 2         | 2 | 0           | 0 | 2         | 1  | 39          | 1 |
| Tift        | 2         | 2 | 24        | 1 | 23        | 1 | 6         | 1 | 55        | 1 | 0         | 0  | 0         | 0 | 0         | 0 | 1           | 4 | 1         | 0  | 56          | 1 |
| Toombs      | 0         | 0 | 14        | 1 | 12        | 1 | 0         | 0 | 26        | 0 | 0         | 0  | 1         | 1 | 0         | 0 | 0           | 0 | 1         | 0  | 27          | 0 |
| Treutlen    | 0         | 0 | 4         | 0 | 3         | 0 | 0         | 0 | 7         | 0 | 0         | 0  | 0         | 0 | 0         | 0 | 0           | 0 | 0         | 7  | 0           |   |
| Troup       | 2         | 2 | 16        | 1 | 25        | 1 | 4         | 1 | 47        | 1 | 0         | 0  | 1         | 1 | 1         | 1 | 0           | 0 | 2         | 1  | 49          | 1 |
| Turner      | 0         | 0 | 7         | 0 | 4         | 0 | 1         | 0 | 12        | 0 | 0         | 0  | 0         | 0 | 0         | 0 | 0           | 0 | 0         | 12 | 0           |   |
| Twiggs      | 0         | 0 | 2         | 0 | 5         | 0 | 0         | 0 | 7         | 0 | 0         | 0  | 0         | 0 | 0         | 0 | 0           | 0 | 0         | 7  | 0           |   |
| Upson       | 2         | 2 | 7         | 0 | 5         | 0 | 1         | 0 | 15        | 0 | 0         | 0  | 0         | 0 | 1         | 1 | 0           | 0 | 1         | 0  | 16          | 0 |

(continued)

Inmate statistical profile

Sample: ACTIVE PRISONERS SERVING LIFE EXCLUDING JAIL  
Active inmates 03/22/2004

Requestor: Statistics

Home County by current age & sex (continued)

| Home County      | M E N        |     |              |     |              |     |              |     | W O M E N    |     |              |     |              |     |              |     | Grand        |     |                |     |       |     |
|------------------|--------------|-----|--------------|-----|--------------|-----|--------------|-----|--------------|-----|--------------|-----|--------------|-----|--------------|-----|--------------|-----|----------------|-----|-------|-----|
|                  | Age<br>00-21 | %   | Age<br>22-39 | %   | Age<br>40-54 | %   | Age<br>55-99 | %   | Men<br>Total | %   | Age<br>00-21 | %   | Age<br>22-39 | %   | Age<br>40-54 | %   | Age<br>55-99 | %   | Women<br>Total | %   | Total | %   |
| Walker           | 0            | 0   | 12           | 0   | 12           | 1   | 3            | 1   | 27           | 1   | 0            | 0   | 1            | 1   | 2            | 2   | 0            | 0   | 3              | 1   | 30    | 1   |
| Walton           | 1            | 1   | 17           | 1   | 21           | 1   | 2            | 0   | 41           | 1   | 0            | 0   | 0            | 0   | 0            | 0   | 1            | 4   | 1              | 0   | 42    | 1   |
| Ware             | 0            | 0   | 10           | 0   | 12           | 1   | 7            | 1   | 29           | 1   | 0            | 0   | 0            | 0   | 0            | 0   | 0            | 0   | 0              | 0   | 29    | 1   |
| Warren           | 0            | 0   | 2            | 0   | 4            | 0   | 2            | 0   | 8            | 0   | 0            | 0   | 0            | 0   | 0            | 0   | 0            | 0   | 0              | 0   | 8     | 0   |
| Washington       | 0            | 0   | 7            | 0   | 10           | 0   | 1            | 0   | 18           | 0   | 0            | 0   | 2            | 2   | 0            | 0   | 0            | 0   | 2              | 1   | 20    | 0   |
| Wayne            | 0            | 0   | 5            | 0   | 10           | 0   | 3            | 1   | 18           | 0   | 1            | 14  | 0            | 0   | 0            | 0   | 0            | 0   | 1              | 0   | 19    | 0   |
| Webster          | 0            | 0   | 2            | 0   | 1            | 0   | 0            | 0   | 3            | 0   | 0            | 0   | 0            | 0   | 0            | 0   | 0            | 0   | 0              | 0   | 3     | 0   |
| Wheeler          | 0            | 0   | 1            | 0   | 2            | 0   | 1            | 0   | 4            | 0   | 0            | 0   | 0            | 0   | 0            | 0   | 0            | 0   | 0              | 0   | 4     | 0   |
| White            | 0            | 0   | 1            | 0   | 5            | 0   | 0            | 0   | 6            | 0   | 0            | 0   | 0            | 0   | 0            | 0   | 0            | 0   | 0              | 0   | 6     | 0   |
| Whitfield        | 0            | 0   | 9            | 0   | 25           | 1   | 11           | 2   | 45           | 1   | 0            | 0   | 1            | 1   | 1            | 1   | 0            | 0   | 2              | 1   | 47    | 1   |
| Wilcox           | 0            | 0   | 0            | 0   | 4            | 0   | 1            | 0   | 5            | 0   | 1            | 14  | 0            | 0   | 0            | 0   | 0            | 0   | 1              | 0   | 6     | 0   |
| Wilkes           | 0            | 0   | 3            | 0   | 3            | 0   | 3            | 1   | 9            | 0   | 0            | 0   | 0            | 0   | 0            | 0   | 0            | 0   | 0              | 0   | 9     | 0   |
| Wilkinson        | 0            | 0   | 6            | 0   | 5            | 0   | 0            | 0   | 11           | 0   | 0            | 0   | 0            | 0   | 0            | 0   | 0            | 0   | 0              | 0   | 11    | 0   |
| Worth            | 0            | 0   | 9            | 0   | 8            | 0   | 2            | 0   | 19           | 0   | 0            | 0   | 1            | 1   | 2            | 2   | 0            | 0   | 3              | 1   | 22    | 0   |
| Total reported   | 92           | 100 | 2590         | 100 | 2133         | 100 | 545          | 100 | 5360         | 100 | 7            | 100 | 118          | 100 | 88           | 100 | 28           | 100 | 241            | 100 | 5601  | 100 |
| Percent reported | 80.7         |     | 90.3         |     | 89.1         |     | 87.9         |     | 89.4         |     | 100.0        |     | 90.8         |     | 89.8         |     | 96.6         |     | 91.3           |     | 89.5  |     |
| Not reported     | 22           |     | 279          |     | 261          |     | 75           |     | 637          |     | 0            |     | 12           |     | 10           |     | 1            |     | 23             |     | 660   |     |
| Total            | 114          |     | 2869         |     | 2394         |     | 620          |     | 5997         |     | 7            |     | 130          |     | 98           |     | 29           |     | 264            |     | 6261  |     |

Prison Sentence In Years by current age & sex

| Sentence In Years               | M E N       |             |             |             |             |             | W O M E N   |             |             |               |          |     | Grand Total % |     |     |
|---------------------------------|-------------|-------------|-------------|-------------|-------------|-------------|-------------|-------------|-------------|---------------|----------|-----|---------------|-----|-----|
|                                 | Age 00-21 % | Age 22-39 % | Age 40-54 % | Age 55-99 % | Men Total % | Age 00-21 % | Age 22-39 % | Age 40-54 % | Age 55-99 % | Women Total % |          |     |               |     |     |
| 0-1                             | 0 0         | 0 0         | 0 0         | 0 0         | 0 0         | 0 0         | 0 0         | 0 0         | 0 0         | 0 0           | 0 0      | 0 0 | 0 0           | 0 0 | 0 0 |
| 1.1-2                           | 0 0         | 0 0         | 0 0         | 0 0         | 0 0         | 0 0         | 0 0         | 0 0         | 0 0         | 0 0           | 0 0      | 0 0 | 0 0           | 0 0 | 0 0 |
| 2.1-3                           | 0 0         | 0 0         | 0 0         | 0 0         | 0 0         | 0 0         | 0 0         | 0 0         | 0 0         | 0 0           | 0 0      | 0 0 | 0 0           | 0 0 | 0 0 |
| 3.1-4                           | 0 0         | 0 0         | 0 0         | 0 0         | 0 0         | 0 0         | 0 0         | 0 0         | 0 0         | 0 0           | 0 0      | 0 0 | 0 0           | 0 0 | 0 0 |
| 4.1-5                           | 0 0         | 0 0         | 0 0         | 0 0         | 0 0         | 0 0         | 0 0         | 0 0         | 0 0         | 0 0           | 0 0      | 0 0 | 0 0           | 0 0 | 0 0 |
| 5.1-6                           | 0 0         | 0 0         | 0 0         | 0 0         | 0 0         | 0 0         | 0 0         | 0 0         | 0 0         | 0 0           | 0 0      | 0 0 | 0 0           | 0 0 | 0 0 |
| 6.1-7                           | 0 0         | 0 0         | 0 0         | 0 0         | 0 0         | 0 0         | 0 0         | 0 0         | 0 0         | 0 0           | 0 0      | 0 0 | 0 0           | 0 0 | 0 0 |
| 7.1-8                           | 0 0         | 0 0         | 0 0         | 0 0         | 0 0         | 0 0         | 0 0         | 0 0         | 0 0         | 0 0           | 0 0      | 0 0 | 0 0           | 0 0 | 0 0 |
| 8.1-9                           | 0 0         | 0 0         | 0 0         | 0 0         | 0 0         | 0 0         | 0 0         | 0 0         | 0 0         | 0 0           | 0 0      | 0 0 | 0 0           | 0 0 | 0 0 |
| 9.1-10                          | 0 0         | 0 0         | 0 0         | 0 0         | 0 0         | 0 0         | 0 0         | 0 0         | 0 0         | 0 0           | 0 0      | 0 0 | 0 0           | 0 0 | 0 0 |
| 10.1-12                         | 0 0         | 0 0         | 0 0         | 0 0         | 0 0         | 0 0         | 0 0         | 0 0         | 0 0         | 0 0           | 0 0      | 0 0 | 0 0           | 0 0 | 0 0 |
| 12.1-15                         | 0 0         | 0 0         | 0 0         | 0 0         | 0 0         | 0 0         | 0 0         | 0 0         | 0 0         | 0 0           | 0 0      | 0 0 | 0 0           | 0 0 | 0 0 |
| 15.1-20                         | 0 0         | 0 0         | 0 0         | 0 0         | 0 0         | 0 0         | 0 0         | 0 0         | 0 0         | 0 0           | 0 0      | 0 0 | 0 0           | 0 0 | 0 0 |
| 20.1-OVER                       | 0 0         | 4 0         | 1 0         | 0 0         | 5 0         | 0 0         | 1 1         | 0 0         | 0 0         | 1 0           | 0 0      | 1 0 | 0 0           | 6 0 | 0 0 |
| LIFE                            | 114 100     | 2865 100    | 2393 100    | 620 100     | 5992 100    | 7 100       | 129 99      | 98 100      | 29 100      | 263 100       | 6255 100 |     |               |     |     |
| DEATH                           | 0 0         | 0 0         | 0 0         | 0 0         | 0 0         | 0 0         | 0 0         | 0 0         | 0 0         | 0 0           | 0 0      |     |               |     |     |
| LIFE W/O PAROLE                 | 0 0         | 0 0         | 0 0         | 0 0         | 0 0         | 0 0         | 0 0         | 0 0         | 0 0         | 0 0           | 0 0      |     |               |     |     |
| YOUTHFUL OFFENDERS              | 0 0         | 0 0         | 0 0         | 0 0         | 0 0         | 0 0         | 0 0         | 0 0         | 0 0         | 0 0           | 0 0      |     |               |     |     |
| Total reported                  | 114 100     | 2869 100    | 2394 100    | 620 100     | 5997 100    | 7 100       | 130 100     | 98 100      | 29 100      | 264 100       | 6261 100 |     |               |     |     |
| Percent reported                | 100.0       | 100.0       | 100.0       | 100.0       | 100.0       | 100.0       | 100.0       | 100.0       | 100.0       | 100.0         | 100.0    |     |               |     |     |
| NOT REPORTED                    | 0           | 0           | 0           | 0           | 0           | 0           | 0           | 0           | 0           | 0             | 0        |     |               |     |     |
| Total                           | 114         | 2869        | 2394        | 620         | 5997        | 7           | 130         | 98          | 29          | 264           | 6261     |     |               |     |     |
| AVG EXCLUDING LIFE, DEATH, YO   | .00         | 243.53      | 243.53      | .00         | 243.53      | .00         | 243.53      | .00         | .00         | 243.53        | 243.53   |     |               |     |     |
| AVG INCLUDING LIFE=21, YO=3 YRS | 21.00       | 21.31       | 21.09       | 21.00       | 21.19       | 21.00       | 22.71       | 21.00       | 21.00       | 21.84         | 21.21    |     |               |     |     |

Inmate statistical profile

Sample: ACTIVE PRISONERS SERVING LIFE EXCLUDING JAIL  
Active inmates 03/22/2004

Requestor: Statistics

Probation To Follow Prison by current age & sex

| Prob After Prison   | M E N       |             |             |             |             |             |             |             | W O M E N   |               |       |     |       |     |       |     | Grand Total % |     |       |     |       |     |
|---------------------|-------------|-------------|-------------|-------------|-------------|-------------|-------------|-------------|-------------|---------------|-------|-----|-------|-----|-------|-----|---------------|-----|-------|-----|-------|-----|
|                     | Age 00-21 % | Age 22-39 % | Age 40-54 % | Age 55-99 % | Men Total % | Age 00-21 % | Age 22-39 % | Age 40-54 % | Age 55-99 % | Women Total % |       |     |       |     |       |     |               |     |       |     |       |     |
| PROBATION TO FOLLOW | 1           | 1           | 209         | 7           | 215         | 9           | 49          | 8           | 474         | 8             | 1     | 14  | 5     | 4   | 6     | 6   | 1             | 3   | 13    | 5   | 487   | 8   |
| NO PROBATION        | 113         | 99          | 2660        | 93          | 2179        | 91          | 571         | 92          | 5523        | 92            | 6     | 86  | 125   | 96  | 92    | 94  | 28            | 97  | 251   | 95  | 5774  | 92  |
| Total reported      | 114         | 100         | 2869        | 100         | 2394        | 100         | 620         | 100         | 5997        | 100           | 7     | 100 | 130   | 100 | 98    | 100 | 29            | 100 | 264   | 100 | 6261  | 100 |
| Percent reported    | 100.0       |             | 100.0       |             | 100.0       |             | 100.0       |             | 100.0       |               | 100.0 |     | 100.0 |     | 100.0 |     | 100.0         |     | 100.0 |     | 100.0 |     |
| NOT REPORTED        | 0           |             | 0           |             | 0           |             | 0           |             | 0           |               | 0     |     | 0     |     | 0     |     | 0             |     | 0     |     | 0     |     |
| Total               | 114         |             | 2869        |             | 2394        |             | 620         |             | 5997        |               | 7     |     | 130   |     | 98    |     | 29            |     | 264   |     | 6261  |     |



Inmate statistical profile

Sample: ACTIVE PRISONERS SERVING LIFE EXCLUDING JAIL  
Active inmates 03/22/2004

Requestor: Statistics

Admission Type by current age & sex

| Admission Type       | M E N        |     |              |     |              |     |              |     | W O M E N    |     |              |     |              |     |              |     | Grand        |     |                |     |       |     |
|----------------------|--------------|-----|--------------|-----|--------------|-----|--------------|-----|--------------|-----|--------------|-----|--------------|-----|--------------|-----|--------------|-----|----------------|-----|-------|-----|
|                      | Age<br>00-21 | %   | Age<br>22-39 | %   | Age<br>40-54 | %   | Age<br>55-99 | %   | Men<br>Total | %   | Age<br>00-21 | %   | Age<br>22-39 | %   | Age<br>40-54 | %   | Age<br>55-99 | %   | Women<br>Total | %   | Total | %   |
| COMMITTED FROM COURT | 112          | 98  | 2490         | 87  | 1840         | 77  | 447          | 72  | 4889         | 82  | 7            | 100 | 124          | 95  | 91           | 93  | 26           | 90  | 248            | 94  | 5137  | 82  |
| RETURN APPEAL/BOND   | 0            | 0   | 2            | 0   | 1            | 0   | 0            | 0   | 3            | 0   | 0            | 0   | 0            | 0   | 0            | 0   | 0            | 0   | 0              | 0   | 3     | 0   |
| PAROLE REV/NEW SENT  | 0            | 0   | 220          | 8   | 322          | 13  | 103          | 17  | 645          | 11  | 0            | 0   | 3            | 2   | 5            | 5   | 1            | 3   | 9              | 3   | 654   | 10  |
| PAR REV/NO NEW SENT  | 0            | 0   | 18           | 1   | 71           | 3   | 26           | 4   | 115          | 2   | 0            | 0   | 2            | 2   | 2            | 2   | 0            | 0   | 4              | 2   | 119   | 2   |
| PROB VIOL/TOTAL REV  | 0            | 0   | 0            | 0   | 0            | 0   | 0            | 0   | 0            | 0   | 0            | 0   | 0            | 0   | 0            | 0   | 0            | 0   | 0              | 0   | 0     | 0   |
| PROB VIOL/PARTIAL    | 0            | 0   | 17           | 1   | 45           | 2   | 7            | 1   | 69           | 1   | 0            | 0   | 0            | 0   | 0            | 0   | 0            | 0   | 0              | 0   | 69    | 1   |
| ADMIT FM OTHER CUST  | 0            | 0   | 2            | 0   | 0            | 0   | 5            | 1   | 7            | 0   | 0            | 0   | 0            | 0   | 0            | 0   | 0            | 0   | 0              | 0   | 7     | 0   |
| SHOCK INCARCERATION  | 0            | 0   | 0            | 0   | 0            | 0   | 0            | 0   | 0            | 0   | 0            | 0   | 0            | 0   | 0            | 0   | 0            | 0   | 0              | 0   | 0     | 0   |
| PROB REV/REMAINDER   | 2            | 2   | 100          | 3   | 56           | 2   | 4            | 1   | 162          | 3   | 0            | 0   | 1            | 1   | 0            | 0   | 2            | 7   | 3              | 1   | 165   | 3   |
| NEW SENT/PAR REV PND | 0            | 0   | 2            | 0   | 3            | 0   | 2            | 0   | 7            | 0   | 0            | 0   | 0            | 0   | 0            | 0   | 0            | 0   | 0              | 0   | 7     | 0   |
| LIFE W/O PAROLE      | 0            | 0   | 7            | 0   | 3            | 0   | 0            | 0   | 10           | 0   | 0            | 0   | 0            | 0   | 0            | 0   | 0            | 0   | 0              | 0   | 10    | 0   |
| PAROLE REV BOOT CAMP | 0            | 0   | 0            | 0   | 0            | 0   | 0            | 0   | 0            | 0   | 0            | 0   | 0            | 0   | 0            | 0   | 0            | 0   | 0              | 0   | 0     | 0   |
| PAR REV/RSN UNKNOWN  | 0            | 0   | 4            | 0   | 37           | 2   | 26           | 4   | 67           | 1   | 0            | 0   | 0            | 0   | 0            | 0   | 0            | 0   | 0              | 0   | 67    | 1   |
| PROBATION/PAROLE REV | 0            | 0   | 0            | 0   | 0            | 0   | 0            | 0   | 0            | 0   | 0            | 0   | 0            | 0   | 0            | 0   | 0            | 0   | 0              | 0   | 0     | 0   |
| PB PAROLE RESCINDED  | 0            | 0   | 0            | 0   | 0            | 0   | 0            | 0   | 0            | 0   | 0            | 0   | 0            | 0   | 0            | 0   | 0            | 0   | 0              | 0   | 0     | 0   |
| PROB REVOC/SPEC COND | 0            | 0   | 0            | 0   | 0            | 0   | 0            | 0   | 0            | 0   | 0            | 0   | 0            | 0   | 0            | 0   | 0            | 0   | 0              | 0   | 0     | 0   |
| PAR REV/REVOC CENTER | 0            | 0   | 6            | 0   | 15           | 1   | 0            | 0   | 21           | 0   | 0            | 0   | 0            | 0   | 0            | 0   | 0            | 0   | 0              | 0   | 21    | 0   |
| INFORMATION ONLY     | 0            | 0   | 0            | 0   | 0            | 0   | 0            | 0   | 0            | 0   | 0            | 0   | 0            | 0   | 0            | 0   | 0            | 0   | 0              | 0   | 0     | 0   |
| INCOMPLETE SENT PKG  | 0            | 0   | 0            | 0   | 0            | 0   | 0            | 0   | 0            | 0   | 0            | 0   | 0            | 0   | 0            | 0   | 0            | 0   | 0              | 0   | 0     | 0   |
| HANCOCK REVOC CENTER | 0            | 0   | 0            | 0   | 0            | 0   | 0            | 0   | 0            | 0   | 0            | 0   | 0            | 0   | 0            | 0   | 0            | 0   | 0              | 0   | 0     | 0   |
| WHITWORTH DETENTION  | 0            | 0   | 0            | 0   | 1            | 0   | 0            | 0   | 1            | 0   | 0            | 0   | 0            | 0   | 0            | 0   | 0            | 0   | 0              | 0   | 1     | 0   |
| DCYS AT RISK         | 0            | 0   | 0            | 0   | 0            | 0   | 0            | 0   | 0            | 0   | 0            | 0   | 0            | 0   | 0            | 0   | 0            | 0   | 0              | 0   | 0     | 0   |
| OTHER                | 0            | 0   | 0            | 0   | 0            | 0   | 0            | 0   | 0            | 0   | 0            | 0   | 0            | 0   | 0            | 0   | 0            | 0   | 0              | 0   | 0     | 0   |
| Total reported       | 114          | 100 | 2868         | 100 | 2394         | 100 | 620          | 100 | 5996         | 100 | 7            | 100 | 130          | 100 | 98           | 100 | 29           | 100 | 264            | 100 | 6260  | 100 |
| Percent reported     | 100.0        |     | 100.0        |     | 100.0        |     | 100.0        |     | 100.0        |     | 100.0        |     | 100.0        |     | 100.0        |     | 100.0        |     | 100.0          |     | 100.0 |     |
| UNKNOWN              | 0            |     | 1            |     | 0            |     | 0            |     | 1            |     | 0            |     | 0            |     | 0            |     | 0            |     | 0              |     | 1     |     |
| Total                | 114          |     | 2869         |     | 2394         |     | 620          |     | 5997         |     | 7            |     | 130          |     | 98           |     | 29           |     | 264            |     | 6261  |     |

Inmate statistical profile

Sample: ACTIVE PRISONERS SERVING LIFE EXCLUDING JAIL  
Active inmates 03/22/2004

Requestor: Statistics

Release Type by current age & sex

| Release Type | M E N        |     |              |     |              |     |              |     | W O M E N      |     |              |     |              |     |              |     | Grand<br>Total % |              |     |                  |      |
|--------------|--------------|-----|--------------|-----|--------------|-----|--------------|-----|----------------|-----|--------------|-----|--------------|-----|--------------|-----|------------------|--------------|-----|------------------|------|
|              | Age<br>00-21 |     | Age<br>22-39 |     | Age<br>40-54 |     | Age<br>55-99 |     | Men<br>Total % |     | Age<br>00-21 |     | Age<br>22-39 |     | Age<br>40-54 |     |                  | Age<br>55-99 |     | Women<br>Total % |      |
| PAROLE       | 0            | 0   | 1            | 0   | 0            | 0   | 0            | 0   | 1              | 0   | 0            | 0   | 0            | 0   | 0            | 0   | 0                | 0            | 1   | 0                |      |
| Active       | 114          | 100 | 2871         | 100 | 2400         | 100 | 621          | 100 | 6006           | 100 | 7            | 100 | 130          | 100 | 98           | 100 | 29               | 100          | 264 | 100              |      |
| Total        | 114          |     | 2869         |     | 2394         |     | 620          |     | 5997           |     | 7            |     | 130          |     | 98           |     | 29               |              | 264 |                  | 6261 |

Inmate statistical profile

Sample: ACTIVE PRISONERS SERVING LIFE EXCLUDING JAIL  
Active inmates 03/22/2004

Requestor: Statistics

Inst By Group by current age & sex

| Inst By Group        | M E N       |             |             |             |             |             |             |             | W O M E N   |               |          |     |     |     |     |  | Grand Total % |
|----------------------|-------------|-------------|-------------|-------------|-------------|-------------|-------------|-------------|-------------|---------------|----------|-----|-----|-----|-----|--|---------------|
|                      | Age 00-21 % | Age 22-39 % | Age 40-54 % | Age 55-99 % | Men Total % | Age 00-21 % | Age 22-39 % | Age 40-54 % | Age 55-99 % | Women Total % |          |     |     |     |     |  |               |
| County jails         | 0 0         | 0 0         | 0 0         | 0 0         | 0 0         | 0 0         | 0 0         | 0 0         | 0 0         | 0 0           | 0 0      | 0 0 | 0 0 | 0 0 | 0 0 |  |               |
| Transitional centers | 0 0         | 15 1        | 19 1        | 6 1         | 40 1        | 0 0         | 1 1         | 2 2         | 0 0         | 3 1           | 43 1     |     |     |     |     |  |               |
| County camps         | 0 0         | 0 0         | 8 0         | 1 0         | 9 0         | 0 0         | 0 0         | 0 0         | 0 0         | 0 0           | 9 0      |     |     |     |     |  |               |
| Inmate boot camps    | 0 0         | 0 0         | 0 0         | 0 0         | 0 0         | 0 0         | 0 0         | 0 0         | 0 0         | 0 0           | 0 0      |     |     |     |     |  |               |
| State prisons        | 113 99      | 2724 95     | 2218 93     | 584 94      | 5639 94     | 7 100       | 129 99      | 96 98       | 29 100      | 261 99        | 5900 94  |     |     |     |     |  |               |
| Private prisons      | 1 1         | 127 4       | 140 6       | 28 5        | 296 5       | 0 0         | 0 0         | 0 0         | 0 0         | 0 0           | 296 5    |     |     |     |     |  |               |
| Other                | 0 0         | 3 0         | 0 0         | 0 0         | 3 0         | 0 0         | 0 0         | 0 0         | 0 0         | 0 0           | 3 0      |     |     |     |     |  |               |
| Total reported       | 114 100     | 2869 100    | 2385 100    | 619 100     | 5987 100    | 7 100       | 130 100     | 98 100      | 29 100      | 264 100       | 6251 100 |     |     |     |     |  |               |
| Percent reported     | 100.0       | 100.0       | 100.0       | 100.0       | 100.0       | 100.0       | 100.0       | 100.0       | 100.0       | 100.0         | 100.0    |     |     |     |     |  |               |
| Not reported         | 0           | 0           | 0           | 0           | 0           | 0           | 0           | 0           | 0           | 0             | 0        |     |     |     |     |  |               |
| Total                | 114         | 2869        | 2394        | 620         | 5997        | 7           | 130         | 98          | 29          | 264           | 6261     |     |     |     |     |  |               |

Inmate statistical profile

Sample: ACTIVE PRISONERS SERVING LIFE EXCLUDING JAIL  
Active inmates 03/22/2004

Requestor: Statistics

Institution by current age & sex

| Institution          | M E N |    |     |   |     |   |     |    | W O M E N |   |     |   |     |   |     |   | Grand |     |       |   |
|----------------------|-------|----|-----|---|-----|---|-----|----|-----------|---|-----|---|-----|---|-----|---|-------|-----|-------|---|
|                      | Age   | %  | Age | % | Age | % | Age | %  | Men       | % | Age | % | Age | % | Age | % | Women | %   | Total | % |
| Albany Trans Ctr     | 0     | 0  | 0   | 0 | 2   | 0 | 1   | 0  | 3         | 0 | 0   | 0 | 0   | 0 | 0   | 0 | 0     | 0   | 3     | 0 |
| Atlanta Trans Ctr(M) | 0     | 0  | 7   | 0 | 12  | 1 | 2   | 0  | 21        | 0 | 0   | 0 | 0   | 0 | 0   | 0 | 0     | 0   | 21    | 0 |
| Macon Trans Ctr      | 0     | 0  | 6   | 0 | 2   | 0 | 0   | 0  | 8         | 0 | 0   | 0 | 0   | 0 | 0   | 0 | 0     | 0   | 8     | 0 |
| Metro Trans Ctr (W)  | 0     | 0  | 0   | 0 | 0   | 0 | 0   | 0  | 0         | 0 | 1   | 1 | 2   | 2 | 0   | 0 | 3     | 1   | 3     | 0 |
| Savannah Mens TC     | 0     | 0  | 1   | 0 | 2   | 0 | 1   | 0  | 4         | 0 | 0   | 0 | 0   | 0 | 0   | 0 | 0     | 0   | 4     | 0 |
| Augusta Trans Ctr    | 0     | 0  | 0   | 0 | 9   | 0 | 1   | 0  | 10        | 0 | 0   | 0 | 0   | 0 | 0   | 0 | 0     | 0   | 10    | 0 |
| Coastal Trans Ctr    | 0     | 0  | 0   | 0 | 0   | 0 | 1   | 0  | 1         | 0 | 0   | 0 | 0   | 0 | 0   | 0 | 0     | 0   | 1     | 0 |
| Lagrange Trans Ctr   | 0     | 0  | 1   | 0 | 1   | 0 | 1   | 0  | 3         | 0 | 0   | 0 | 0   | 0 | 0   | 0 | 0     | 0   | 3     | 0 |
| Central State Hosp   | 0     | 0  | 3   | 0 | 0   | 0 | 0   | 0  | 3         | 0 | 0   | 0 | 0   | 0 | 0   | 0 | 0     | 0   | 3     | 0 |
| Coweta County        | 0     | 0  | 0   | 0 | 2   | 0 | 0   | 0  | 2         | 0 | 0   | 0 | 0   | 0 | 0   | 0 | 0     | 0   | 2     | 0 |
| Floyd County         | 0     | 0  | 0   | 0 | 1   | 0 | 0   | 0  | 1         | 0 | 0   | 0 | 0   | 0 | 0   | 0 | 0     | 0   | 1     | 0 |
| Jackson County       | 0     | 0  | 0   | 0 | 0   | 0 | 1   | 0  | 1         | 0 | 0   | 0 | 0   | 0 | 0   | 0 | 0     | 0   | 1     | 0 |
| Jefferson County     | 0     | 0  | 0   | 0 | 1   | 0 | 0   | 0  | 1         | 0 | 0   | 0 | 0   | 0 | 0   | 0 | 0     | 0   | 1     | 0 |
| Mitchell County      | 0     | 0  | 0   | 0 | 1   | 0 | 0   | 0  | 1         | 0 | 0   | 0 | 0   | 0 | 0   | 0 | 0     | 0   | 1     | 0 |
| Screven County       | 0     | 0  | 0   | 0 | 1   | 0 | 0   | 0  | 1         | 0 | 0   | 0 | 0   | 0 | 0   | 0 | 0     | 0   | 1     | 0 |
| Troup County         | 0     | 0  | 0   | 0 | 1   | 0 | 0   | 0  | 1         | 0 | 0   | 0 | 0   | 0 | 0   | 0 | 0     | 0   | 1     | 0 |
| Clayton County       | 0     | 0  | 0   | 0 | 1   | 0 | 0   | 0  | 1         | 0 | 0   | 0 | 0   | 0 | 0   | 0 | 0     | 0   | 1     | 0 |
| Ware Prison          | 3     | 3  | 158 | 6 | 104 | 5 | 19  | 3  | 284       | 5 | 0   | 0 | 0   | 0 | 0   | 0 | 0     | 284 | 5     |   |
| Lowndes Prison       | 0     | 0  | 1   | 0 | 5   | 0 | 0   | 0  | 6         | 0 | 0   | 0 | 0   | 0 | 0   | 0 | 0     | 0   | 6     | 0 |
| Dodge Prison         | 0     | 0  | 51  | 2 | 70  | 3 | 10  | 2  | 131       | 2 | 0   | 0 | 0   | 0 | 0   | 0 | 0     | 0   | 131   | 2 |
| Phillips Prison      | 2     | 2  | 99  | 4 | 100 | 4 | 27  | 5  | 228       | 4 | 0   | 0 | 0   | 0 | 0   | 0 | 0     | 0   | 228   | 4 |
| Walker Prison        | 0     | 0  | 10  | 0 | 29  | 1 | 9   | 2  | 48        | 1 | 0   | 0 | 0   | 0 | 0   | 0 | 0     | 0   | 48    | 1 |
| Wayne Prison         | 0     | 0  | 1   | 0 | 4   | 0 | 0   | 0  | 5         | 0 | 0   | 0 | 0   | 0 | 0   | 0 | 0     | 0   | 5     | 0 |
| Arrendale Prison     | 16    | 15 | 113 | 4 | 40  | 2 | 6   | 1  | 175       | 3 | 0   | 0 | 0   | 0 | 0   | 0 | 0     | 0   | 175   | 3 |
| Montgomery Prison    | 0     | 0  | 2   | 0 | 6   | 0 | 1   | 0  | 9         | 0 | 0   | 0 | 0   | 0 | 0   | 0 | 0     | 0   | 9     | 0 |
| Lee Prison           | 0     | 0  | 26  | 1 | 32  | 1 | 3   | 1  | 61        | 1 | 0   | 0 | 0   | 0 | 0   | 0 | 0     | 0   | 61    | 1 |
| Georgia State Prison | 7     | 7  | 222 | 8 | 185 | 8 | 34  | 6  | 448       | 8 | 0   | 0 | 0   | 0 | 0   | 0 | 0     | 0   | 448   | 8 |
| Mens Prison          | 0     | 0  | 9   | 0 | 33  | 1 | 72  | 12 | 114       | 2 | 0   | 0 | 0   | 0 | 0   | 0 | 0     | 0   | 114   | 2 |
| Jackson Prison-Diag  | 9     | 9  | 21  | 1 | 11  | 0 | 0   | 0  | 41        | 1 | 0   | 0 | 0   | 0 | 0   | 0 | 0     | 0   | 41    | 1 |
| Jackson Prison-Perm  | 0     | 0  | 1   | 0 | 1   | 0 | 0   | 0  | 2         | 0 | 0   | 0 | 0   | 0 | 0   | 0 | 0     | 0   | 2     | 0 |
| Coastal Prison       | 7     | 7  | 40  | 1 | 23  | 1 | 3   | 1  | 73        | 1 | 0   | 0 | 0   | 0 | 0   | 0 | 0     | 0   | 73    | 1 |
| Scott Prison         | 0     | 0  | 60  | 2 | 53  | 2 | 10  | 2  | 123       | 2 | 0   | 0 | 0   | 0 | 0   | 0 | 0     | 0   | 123   | 2 |
| Rivers Prison        | 0     | 0  | 75  | 3 | 99  | 4 | 22  | 4  | 196       | 3 | 0   | 0 | 0   | 0 | 0   | 0 | 0     | 0   | 196   | 3 |
| Rutledge Prison      | 0     | 0  | 42  | 2 | 49  | 2 | 16  | 3  | 107       | 2 | 0   | 0 | 0   | 0 | 0   | 0 | 0     | 0   | 107   | 2 |
| Central Prison       | 0     | 0  | 73  | 3 | 113 | 5 | 33  | 6  | 219       | 4 | 0   | 0 | 0   | 0 | 0   | 0 | 0     | 0   | 219   | 4 |
| Augusta Med Prison   | 7     | 7  | 105 | 4 | 109 | 5 | 39  | 7  | 260       | 5 | 0   | 0 | 0   | 0 | 0   | 0 | 0     | 0   | 260   | 4 |

(continued)

Inmate statistical profile

Sample: ACTIVE PRISONERS SERVING LIFE EXCLUDING JAIL  
Active inmates 03/22/2004

Requestor: Statistics

Institution by current age & sex (CONTINUED)

| Institution           | M E N       |             |             |             |             |             |             |             | W O M E N   |               |       |     |      |     |      |     | Grand Total % |     |
|-----------------------|-------------|-------------|-------------|-------------|-------------|-------------|-------------|-------------|-------------|---------------|-------|-----|------|-----|------|-----|---------------|-----|
|                       | Age 00-21 % | Age 22-39 % | Age 40-54 % | Age 55-99 % | Men Total % | Age 00-21 % | Age 22-39 % | Age 40-54 % | Age 55-99 % | Women Total % |       |     |      |     |      |     |               |     |
| Rogers Prison         | 0           | 0           | 6           | 0           | 10          | 0           | 0           | 0           | 0           | 0             | 0     | 0   | 0    | 0   | 0    | 0   | 16            | 0   |
| Burruss Prison        | 0           | 0           | 1           | 0           | 7           | 0           | 2           | 0           | 10          | 0             | 0     | 0   | 0    | 0   | 0    | 0   | 10            | 0   |
| Bostick Prison        | 0           | 0           | 9           | 0           | 38          | 2           | 32          | 5           | 79          | 1             | 0     | 0   | 0    | 0   | 0    | 0   | 79            | 1   |
| Valdosta Prison       | 0           | 0           | 111         | 4           | 99          | 4           | 23          | 4           | 233         | 4             | 0     | 0   | 0    | 0   | 0    | 0   | 233           | 4   |
| Hays Prison           | 4           | 4           | 123         | 5           | 95          | 4           | 18          | 3           | 240         | 4             | 0     | 0   | 0    | 0   | 0    | 0   | 240           | 4   |
| Hancock Prison        | 6           | 6           | 230         | 9           | 161         | 7           | 32          | 5           | 429         | 8             | 0     | 0   | 0    | 0   | 0    | 0   | 429           | 7   |
| Telfair Prison        | 13          | 13          | 177         | 7           | 106         | 5           | 17          | 3           | 313         | 6             | 0     | 0   | 0    | 0   | 0    | 0   | 313           | 5   |
| Autry Prison          | 14          | 13          | 147         | 5           | 101         | 4           | 27          | 5           | 289         | 5             | 0     | 0   | 0    | 0   | 0    | 0   | 289           | 5   |
| Johnson Prison        | 0           | 0           | 45          | 2           | 47          | 2           | 12          | 2           | 104         | 2             | 0     | 0   | 0    | 0   | 0    | 0   | 104           | 2   |
| Wilcox Prison         | 0           | 0           | 60          | 2           | 69          | 3           | 16          | 3           | 145         | 3             | 0     | 0   | 0    | 0   | 0    | 0   | 145           | 2   |
| Calhoun Prison        | 7           | 7           | 134         | 5           | 69          | 3           | 24          | 4           | 234         | 4             | 0     | 0   | 0    | 0   | 0    | 0   | 234           | 4   |
| Dooly Prison          | 0           | 0           | 53          | 2           | 84          | 4           | 17          | 3           | 154         | 3             | 0     | 0   | 0    | 0   | 0    | 0   | 154           | 3   |
| Macon Prison          | 4           | 4           | 300         | 11          | 142         | 6           | 40          | 7           | 486         | 9             | 0     | 0   | 0    | 0   | 0    | 0   | 486           | 8   |
| Smith Prison          | 12          | 12          | 202         | 8           | 94          | 4           | 15          | 3           | 323         | 6             | 0     | 0   | 0    | 0   | 0    | 0   | 323           | 5   |
| Homerville Prison     | 0           | 0           | 3           | 0           | 8           | 0           | 0           | 0           | 11          | 0             | 0     | 0   | 0    | 0   | 0    | 0   | 11            | 0   |
| Washington Women Pris | 0           | 0           | 0           | 0           | 0           | 0           | 0           | 0           | 0           | 0             | 4     | 57  | 41   | 33  | 35   | 37  | 92            | 36  |
| Baldwin Prison        | 2           | 2           | 12          | 0           | 15          | 1           | 4           | 1           | 33          | 1             | 0     | 0   | 0    | 0   | 0    | 0   | 33            | 1   |
| Metro Womens Prison   | 0           | 0           | 0           | 0           | 0           | 0           | 0           | 0           | 0           | 0             | 1     | 14  | 30   | 24  | 29   | 31  | 66            | 26  |
| Pulaski Womens Pris   | 0           | 0           | 0           | 0           | 0           | 0           | 0           | 0           | 0           | 0             | 2     | 29  | 58   | 47  | 32   | 34  | 103           | 41  |
| Pelham PreTrans Unit  | 0           | 0           | 2           | 0           | 7           | 0           | 1           | 0           | 10          | 0             | 0     | 0   | 0    | 0   | 0    | 0   | 10            | 0   |
| D Ray James Prison    | 1           | 1           | 36          | 1           | 35          | 2           | 3           | 1           | 75          | 1             | 0     | 0   | 0    | 0   | 0    | 0   | 75            | 1   |
| Coffee Corr Facility  | 0           | 0           | 45          | 2           | 39          | 2           | 12          | 2           | 96          | 2             | 0     | 0   | 0    | 0   | 0    | 0   | 96            | 2   |
| Wheeler Corr Facility | 0           | 0           | 46          | 2           | 66          | 3           | 13          | 2           | 125         | 2             | 0     | 0   | 0    | 0   | 0    | 0   | 125           | 2   |
| Baldwin BC            | 82          | 79          | 1987        | 74          | 1449        | 64          | 453         | 76          | 3971        | 70            | 6     | 86  | 118  | 95  | 87   | 93  | 239           | 94  |
| Total reported        | 196         | 100         | 4856        | 100         | 3843        | 100         | 1073        | 100         | 9968        | 100           | 13    | 100 | 248  | 100 | 185  | 100 | 57            | 100 |
| Percent reported      | 91.2        |             | 93.3        |             | 94.5        |             | 96.5        |             | 94.1        |               | 100.0 |     | 95.4 |     | 95.9 |     | 100.0         |     |
| Not Reported          | 10          |             | 193         |             | 131         |             | 22          |             | 356         |               | 0     |     | 6    |     | 4    |     | 10            |     |
| Total                 | 114         |             | 2869        |             | 2394        |             | 620         |             | 5997        |               | 7     |     | 130  |     | 98   |     | 264           |     |

Inmate statistical profile

Sample: ACTIVE PRISONERS SERVING LIFE EXCLUDING JAIL  
Active inmates 03/22/2004

Requestor: Statistics

Misdemeanors And Felonies by current age & sex

| Crime Type       | Age   |     | Age   |     | M E N |     | Age   |     | Men   |     | Age   |     | Age   |     | W O M E N |     | Women |     | Grand |     |       |     |
|------------------|-------|-----|-------|-----|-------|-----|-------|-----|-------|-----|-------|-----|-------|-----|-----------|-----|-------|-----|-------|-----|-------|-----|
|                  | 00-21 | %   | 22-39 | %   | 40-54 | %   | 55-99 | %   | Total | %   | 00-21 | %   | 22-39 | %   | 40-54     | %   | 55-99 | %   | Total | %   | Total | %   |
| MISDEMEANOR      | 0     | 0   | 0     | 0   | 0     | 0   | 0     | 0   | 0     | 0   | 0     | 0   | 0     | 0   | 0         | 0   | 0     | 0   | 0     | 0   | 0     | 0   |
| FELONY           | 114   | 100 | 2869  | 100 | 2394  | 100 | 620   | 100 | 5997  | 100 | 7     | 100 | 130   | 100 | 98        | 100 | 29    | 100 | 264   | 100 | 6261  | 100 |
| Total reported   | 114   | 100 | 2869  | 100 | 2394  | 100 | 620   | 100 | 5997  | 100 | 7     | 100 | 130   | 100 | 98        | 100 | 29    | 100 | 264   | 100 | 6261  | 100 |
| Percent reported | 100.0 |     | 100.0 |     | 100.0 |     | 100.0 |     | 100.0 |     | 100.0 |     | 100.0 |     | 100.0     |     | 100.0 |     | 100.0 |     | 100.0 |     |
| NOT REPORTED     | 0     |     | 0     |     | 0     |     | 0     |     | 0     |     | 0     |     | 0     |     | 0         |     | 0     |     | 0     |     | 0     |     |
| Total            | 114   |     | 2869  |     | 2394  |     | 620   |     | 5997  |     | 7     |     | 130   |     | 98        |     | 29    |     | 264   |     | 6261  |     |

Inmate statistical profile

Sample: ACTIVE PRISONERS SERVING LIFE EXCLUDING JAIL  
Active inmates 03/22/2004

Requestor: Statistics

Crimes By Group by current age & sex

| Crimes By Group      | M E N     |      |           |      |           |       |           |       | W O M E N |      |           |       |           |       |           |       | Grand Total | %     |           |       |             |      |
|----------------------|-----------|------|-----------|------|-----------|-------|-----------|-------|-----------|------|-----------|-------|-----------|-------|-----------|-------|-------------|-------|-----------|-------|-------------|------|
|                      | Age 00-21 | %    | Age 22-39 | %    | Age 40-54 | %     | Age 55-99 | %     | Men Total | %    | Age 00-21 | %     | Age 22-39 | %     | Age 40-54 | %     |             |       | Age 55-99 | %     | Women Total | %    |
| HOMICIDE             | 82        | 73   | 1987      | 69   | 1449      | 61    | 453       | 73    | 3971      | 66   | 6         | 86    | 118       | 91    | 87        | 89    | 28          | 97    | 239       | 91    | 4210        | 67   |
| ABORTION             | 0         | 0    | 0         | 0    | 0         | 0     | 0         | 0     | 0         | 0    | 0         | 0     | 0         | 0     | 0         | 0     | 0           | 0     | 0         | 0     | 0           | 0    |
| BODILY INJRY&REL OFF | 10        | 9    | 193       | 7    | 131       | 5     | 22        | 4     | 356       | 6    | 0         | 0     | 6         | 5     | 4         | 4     | 0           | 0     | 10        | 4     | 366         | 6    |
| ARSON & REL OFF      | 0         | 0    | 1         | 0    | 0         | 0     | 0         | 0     | 1         | 0    | 0         | 0     | 0         | 0     | 0         | 0     | 0           | 0     | 0         | 0     | 1           | 0    |
| DAMAGE OF PROPERTY   | 0         | 0    | 0         | 0    | 0         | 0     | 0         | 0     | 0         | 0    | 0         | 0     | 0         | 0     | 0         | 0     | 0           | 0     | 0         | 0     | 0           | 0    |
| BURGLARY & REL OFF   | 0         | 0    | 5         | 0    | 6         | 0     | 0         | 0     | 11        | 0    | 0         | 0     | 0         | 0     | 1         | 1     | 0           | 0     | 1         | 0     | 12          | 0    |
| FORGERY & REL OFF    | 0         | 0    | 1         | 0    | 7         | 0     | 1         | 0     | 9         | 0    | 0         | 0     | 0         | 0     | 0         | 0     | 0           | 0     | 0         | 0     | 9           | 0    |
| THEFT                | 0         | 0    | 0         | 0    | 2         | 0     | 0         | 0     | 2         | 0    | 0         | 0     | 0         | 0     | 0         | 0     | 0           | 0     | 0         | 0     | 2           | 0    |
| ROBBERY              | 12        | 11   | 327       | 11   | 281       | 12    | 45        | 7     | 665       | 11   | 1         | 14    | 3         | 2     | 2         | 2     | 0           | 0     | 6         | 2     | 671         | 11   |
| SEXUAL OFFENSES      | 9         | 8    | 265       | 9    | 439       | 18    | 94        | 15    | 807       | 13   | 0         | 0     | 0         | 0     | 2         | 2     | 0           | 0     | 2         | 1     | 809         | 13   |
| OBSCENITY CRIMES     | 0         | 0    | 0         | 0    | 0         | 0     | 0         | 0     | 0         | 0    | 0         | 0     | 0         | 0     | 0         | 0     | 0           | 0     | 0         | 0     | 0           | 0    |
| TREASON & REL OFF    | 0         | 0    | 0         | 0    | 0         | 0     | 0         | 0     | 0         | 0    | 0         | 0     | 0         | 0     | 0         | 0     | 0           | 0     | 0         | 0     | 0           | 0    |
| CRIMES INVOLVNG GOVT | 0         | 0    | 1         | 0    | 1         | 0     | 1         | 0     | 3         | 0    | 0         | 0     | 0         | 0     | 0         | 0     | 0           | 0     | 0         | 0     | 3           | 0    |
| FALSIFICATIONS       | 0         | 0    | 0         | 0    | 0         | 0     | 0         | 0     | 0         | 0    | 0         | 0     | 0         | 0     | 0         | 0     | 0           | 0     | 0         | 0     | 0           | 0    |
| OBSTRUCT LAW ENFORCE | 0         | 0    | 0         | 0    | 1         | 0     | 0         | 0     | 1         | 0    | 0         | 0     | 0         | 0     | 0         | 0     | 0           | 0     | 0         | 0     | 1           | 0    |
| DISORDERLY CONDUCT   | 0         | 0    | 0         | 0    | 0         | 0     | 0         | 0     | 0         | 0    | 0         | 0     | 0         | 0     | 0         | 0     | 0           | 0     | 0         | 0     | 0           | 0    |
| GAMBLING & REL OFF   | 0         | 0    | 0         | 0    | 0         | 0     | 0         | 0     | 0         | 0    | 0         | 0     | 0         | 0     | 0         | 0     | 0           | 0     | 0         | 0     | 0           | 0    |
| CRUELTY TO CHILDREN  | 0         | 0    | 0         | 0    | 0         | 0     | 0         | 0     | 0         | 0    | 0         | 0     | 0         | 0     | 0         | 0     | 0           | 0     | 0         | 0     | 0           | 0    |
| CRIMES WITH GUNS     | 0         | 0    | 9         | 0    | 8         | 0     | 2         | 0     | 19        | 0    | 0         | 0     | 1         | 1     | 0         | 0     | 0           | 0     | 1         | 0     | 20          | 0    |
| INVASION PRIVACY     | 0         | 0    | 0         | 0    | 0         | 0     | 0         | 0     | 0         | 0    | 0         | 0     | 0         | 0     | 0         | 0     | 0           | 0     | 0         | 0     | 0           | 0    |
| RACKETEERING         | 0         | 0    | 0         | 0    | 0         | 0     | 0         | 0     | 0         | 0    | 0         | 0     | 0         | 0     | 0         | 0     | 0           | 0     | 0         | 0     | 0           | 0    |
| DRUG ABUSE OFFENSES  | 0         | 0    | 70        | 2    | 63        | 3     | 1         | 0     | 134       | 2    | 0         | 0     | 2         | 2     | 2         | 2     | 1           | 3     | 5         | 2     | 139         | 2    |
| DRUG TRAFFICKING     | 0         | 0    | 3         | 0    | 5         | 0     | 0         | 0     | 8         | 0    | 0         | 0     | 0         | 0     | 0         | 0     | 0           | 0     | 0         | 0     | 8           | 0    |
| AUTO CRIMES          | 0         | 0    | 0         | 0    | 0         | 0     | 0         | 0     | 0         | 0    | 0         | 0     | 0         | 0     | 0         | 0     | 0           | 0     | 0         | 0     | 0           | 0    |
| REVENUE & CONTRABAND | 0         | 0    | 0         | 0    | 0         | 0     | 0         | 0     | 0         | 0    | 0         | 0     | 0         | 0     | 0         | 0     | 0           | 0     | 0         | 0     | 0           | 0    |
| CRIMES OF OTH STATES | 0         | 0    | 0         | 0    | 0         | 0     | 0         | 0     | 0         | 0    | 0         | 0     | 0         | 0     | 0         | 0     | 0           | 0     | 0         | 0     | 0           | 0    |
| MISC. FELONIES       | 0         | 0    | 0         | 0    | 0         | 0     | 1         | 0     | 1         | 0    | 0         | 0     | 0         | 0     | 0         | 0     | 0           | 0     | 0         | 0     | 1           | 0    |
| MISDEMEANORS         | 0         | 0    | 0         | 0    | 0         | 0     | 0         | 0     | 0         | 0    | 0         | 0     | 0         | 0     | 0         | 0     | 0           | 0     | 0         | 0     | 0           | 0    |
| Total reported       | 113       | 100  | 2862      | 100  | 2393      | 100   | 620       | 100   | 5988      | 100  | 7         | 100   | 130       | 100   | 98        | 100   | 29          | 100   | 264       | 100   | 6252        | 100  |
| Percent reported     |           | 99.1 |           | 99.8 |           | 100.0 |           | 100.0 |           | 99.8 |           | 100.0 |           | 100.0 |           | 100.0 |             | 100.0 |           | 100.0 |             | 99.9 |
| NOT REPORTED         | 1         |      | 7         |      | 1         |       | 0         |       | 9         |      | 0         |       | 0         |       | 0         |       | 0           |       | 0         |       | 9           |      |
| Total                | 114       |      | 2869      |      | 2394      |       | 620       |       | 5997      |      | 7         |       | 130       |       | 98        |       | 29          |       | 264       |       | 6261        |      |

Inmate statistical profile

Sample: ACTIVE PRISONERS SERVING LIFE EXCLUDING JAIL  
Active inmates 03/22/2004

Requestor: Statistics

Most Serious Offense by current age & sex

| Most Serious Offense                      | M E N       |             |             |             | W O M E N   |             |             |             | Grand Total | %  |             |               |     |    |    |    |    |    |      |    |
|---|-------------|-------------|-------------|-------------|-------------|-------------|-------------|-------------|-------------|----|-------------|---------------|-----|----|----|----|----|----|------|----|
|   | Age 00-21 % | Age 22-39 % | Age 40-54 % | Age 55-99 % | Men Total % | Age 00-21 % | Age 22-39 % | Age 40-54 % |             |    | Age 55-99 % | Women Total % |     |    |    |    |    |    |      |    |
| MISC HOMICIDE OFFENS                      | 1           | 1           | 7           | 0           | 1           | 0           | 0           | 0           | 9           | 0  | 0           | 0             | 0   | 0  | 0  | 0  | 9  | 0  |      |    |
| MURDER                                    | 82          | 72          | 1985        | 69          | 1449        | 61          | 452         | 73          | 3968        | 66 | 6           | 86            | 118 | 91 | 87 | 89 | 28 | 97 | 4207 | 67 |
| VOLUNTARY MANSLAUGHT                      | 0           | 0           | 1           | 0           | 0           | 0           | 1           | 0           | 2           | 0  | 0           | 0             | 0   | 0  | 0  | 0  | 0  | 0  | 2    | 0  |
| INVOLUNTARY MANSLAUG                      | 0           | 0           | 1           | 0           | 0           | 0           | 0           | 0           | 1           | 0  | 0           | 0             | 0   | 0  | 0  | 0  | 0  | 0  | 1    | 0  |
| AGGRAV ASSAULT                            | 0           | 0           | 4           | 0           | 6           | 0           | 1           | 0           | 11          | 0  | 0           | 0             | 0   | 0  | 0  | 0  | 0  | 0  | 11   | 0  |
| AGGRAV BATTERY                            | 0           | 0           | 1           | 0           | 0           | 0           | 0           | 0           | 1           | 0  | 0           | 0             | 0   | 0  | 0  | 0  | 0  | 0  | 1    | 0  |
| TERRORIST THREATS &<br>FALSE IMPRISONMENT | 0           | 0           | 1           | 0           | 0           | 0           | 0           | 0           | 1           | 0  | 0           | 0             | 0   | 0  | 0  | 0  | 0  | 0  | 1    | 0  |
| KIDNAPPING                                | 10          | 9           | 186         | 6           | 125         | 5           | 19          | 3           | 340         | 6  | 6           | 5             | 4   | 4  | 0  | 0  | 10 | 4  | 350  | 6  |
| AGGRAV ASSAULT POLCE                      | 0           | 0           | 0           | 0           | 0           | 0           | 2           | 0           | 2           | 0  | 0           | 0             | 0   | 0  | 0  | 0  | 0  | 0  | 2    | 0  |
| ARSON 2ND DEGREE                          | 0           | 0           | 1           | 0           | 0           | 0           | 0           | 0           | 1           | 0  | 0           | 0             | 0   | 0  | 0  | 0  | 0  | 0  | 1    | 0  |
| BURGLARY                                  | 0           | 0           | 5           | 0           | 6           | 0           | 0           | 0           | 11          | 0  | 0           | 0             | 1   | 1  | 0  | 0  | 1  | 0  | 12   | 0  |
| FORGERY 1ST DEGREE                        | 0           | 0           | 1           | 0           | 7           | 0           | 1           | 0           | 9           | 0  | 0           | 0             | 0   | 0  | 0  | 0  | 0  | 0  | 9    | 0  |
| THEFT BY TAKING                           | 0           | 0           | 0           | 0           | 2           | 0           | 0           | 0           | 2           | 0  | 0           | 0             | 0   | 0  | 0  | 0  | 0  | 0  | 2    | 0  |
| ROBBERY                                   | 0           | 0           | 4           | 0           | 2           | 0           | 2           | 0           | 8           | 0  | 0           | 0             | 0   | 0  | 0  | 0  | 0  | 0  | 8    | 0  |
| ARMED ROBBERY                             | 12          | 11          | 323         | 11          | 279         | 12          | 43          | 7           | 657         | 11 | 1           | 14            | 3   | 2  | 2  | 2  | 0  | 0  | 663  | 11 |
| RAPE                                      | 9           | 8           | 250         | 9           | 395         | 16          | 77          | 12          | 731         | 12 | 0           | 0             | 0   | 0  | 2  | 2  | 0  | 0  | 733  | 12 |
| AGGRAV SODOMY                             | 0           | 0           | 10          | 0           | 27          | 1           | 11          | 2           | 48          | 1  | 0           | 0             | 0   | 0  | 0  | 0  | 0  | 0  | 48   | 1  |
| CHILD MOLESTATION                         | 0           | 0           | 1           | 0           | 5           | 0           | 1           | 0           | 7           | 0  | 0           | 0             | 0   | 0  | 0  | 0  | 0  | 0  | 7    | 0  |
| AGGRAV CHILD MOLESTA                      | 0           | 0           | 4           | 0           | 12          | 1           | 5           | 1           | 21          | 0  | 0           | 0             | 0   | 0  | 0  | 0  | 0  | 0  | 21   | 0  |
| OBSTR OF LAW ENF OFF                      | 0           | 0           | 1           | 0           | 1           | 0           | 1           | 0           | 3           | 0  | 0           | 0             | 0   | 0  | 0  | 0  | 0  | 0  | 3    | 0  |
| ESCAPE                                    | 0           | 0           | 0           | 0           | 1           | 0           | 0           | 0           | 1           | 0  | 0           | 0             | 0   | 0  | 0  | 0  | 0  | 0  | 1    | 0  |
| POSS OF FIREARM DUR                       | 0           | 0           | 3           | 0           | 2           | 0           | 1           | 0           | 6           | 0  | 0           | 0             | 0   | 0  | 0  | 0  | 0  | 0  | 6    | 0  |
| POSS OF CERTAIN WEAP                      | 0           | 0           | 0           | 0           | 1           | 0           | 0           | 0           | 1           | 0  | 0           | 0             | 0   | 0  | 0  | 0  | 0  | 0  | 1    | 0  |
| POSS FIREARM CONVCT                       | 0           | 0           | 6           | 0           | 5           | 0           | 1           | 0           | 12          | 0  | 0           | 0             | 1   | 1  | 0  | 0  | 1  | 0  | 13   | 0  |
| S/D NARCOTICS OPIATE                      | 0           | 0           | 8           | 0           | 6           | 0           | 0           | 0           | 14          | 0  | 0           | 0             | 0   | 0  | 0  | 0  | 0  | 0  | 14   | 0  |
| S/D DEP STIM CNTRF D                      | 0           | 0           | 1           | 0           | 0           | 0           | 0           | 0           | 1           | 0  | 0           | 0             | 0   | 0  | 0  | 0  | 0  | 0  | 1    | 0  |
| S/D OF MARIJUANA                          | 0           | 0           | 2           | 0           | 4           | 0           | 0           | 0           | 6           | 0  | 0           | 0             | 0   | 0  | 0  | 0  | 0  | 0  | 6    | 0  |
| POSS NARCOTICS OPIAT                      | 0           | 0           | 0           | 0           | 2           | 0           | 0           | 0           | 2           | 0  | 0           | 0             | 0   | 0  | 0  | 0  | 0  | 0  | 2    | 0  |
| POSS DEP STIM CNTRF                       | 0           | 0           | 0           | 0           | 1           | 0           | 0           | 0           | 1           | 0  | 0           | 0             | 0   | 0  | 0  | 0  | 0  | 0  | 1    | 0  |
| VIOL GA CNTRL SBST A                      | 0           | 0           | 4           | 0           | 3           | 0           | 0           | 0           | 7           | 0  | 0           | 0             | 1   | 1  | 0  | 0  | 1  | 0  | 8    | 0  |
| S/D CONT SUB PUBLIC                       | 0           | 0           | 2           | 0           | 0           | 0           | 0           | 0           | 2           | 0  | 0           | 0             | 0   | 0  | 0  | 0  | 0  | 0  | 2    | 0  |
| S/D CONT SUB SCHOOL                       | 0           | 0           | 1           | 0           | 0           | 0           | 0           | 0           | 1           | 0  | 0           | 0             | 0   | 0  | 0  | 0  | 0  | 0  | 1    | 0  |

(continued)



Inmate statistical profile

Sample: ACTIVE PRISONERS SERVING LIFE EXCLUDING JAIL  
Active inmates 03/22/2004

Requestor: Statistics

Most Serious Offense by current age & sex (CONTINUED)

| Most Serious Offense | Age   |   | M E N |   |       |   | Men   |   | Age   |   | W O M E N |   |       |   | Women |   | Grand |   |       |   |      |   |
|----------------------|-------|---|-------|---|-------|---|-------|---|-------|---|-----------|---|-------|---|-------|---|-------|---|-------|---|------|---|
|                      | 00-21 | % | 22-39 | % | 40-54 | % | 55-99 | % | Total | % | 00-21     | % | 22-39 | % | 40-54 | % | 55-99 | % | Total | % |      |   |
| S/D COCAINE          | 0     | 0 | 42    | 1 | 41    | 2 | 0     | 0 | 83    | 1 | 0         | 0 | 1     | 1 | 2     | 2 | 1     | 3 | 4     | 2 | 87   | 1 |
| POSS OF COCAINE      | 0     | 0 | 10    | 0 | 6     | 0 | 1     | 0 | 17    | 0 | 0         | 0 | 0     | 0 | 0     | 0 | 0     | 0 | 0     | 0 | 17   | 0 |
| TRAF COCAINE LESS 20 | 0     | 0 | 3     | 0 | 4     | 0 | 0     | 0 | 7     | 0 | 0         | 0 | 0     | 0 | 0     | 0 | 0     | 0 | 0     | 0 | 7    | 0 |
| TRAF NARCOTIC LESS 1 | 0     | 0 | 0     | 0 | 1     | 0 | 0     | 0 | 1     | 0 | 0         | 0 | 0     | 0 | 0     | 0 | 0     | 0 | 0     | 0 | 1    | 0 |
| CRMNL ATMPT          | 0     | 0 | 0     | 0 | 0     | 0 | 1     | 0 | 1     | 0 | 0         | 0 | 0     | 0 | 0     | 0 | 0     | 0 | 0     | 0 | 1    | 0 |
| Total                | 114   |   | 2869  |   | 2394  |   | 620   |   | 5997  |   | 7         |   | 130   |   | 98    |   | 29    |   | 264   |   | 6261 |   |

Inmate statistical profile

Sample: ACTIVE PRISONERS SERVING LIFE EXCLUDING JAIL  
Active inmates 03/22/2004

Requestor: Statistics

Most Serious Crime Type by current age & sex

| Crime Type | Age   |    | Age   |    | M E N |    |       |    | Age   |    | Age   |     | W O M E N |    |       |    | Women |    | Grand |    |       |    |   |
|------------|-------|----|-------|----|-------|----|-------|----|-------|----|-------|-----|-----------|----|-------|----|-------|----|-------|----|-------|----|---|
|            | 00-21 | %  | 22-39 | %  | 40-54 | %  | 55-99 | %  | Total | %  | 00-21 | %   | 22-39     | %  | 40-54 | %  | 55-99 | %  | Total | %  | Total | %  |   |
| VIOL/PERSN | 105   | 92 | 2514  | 88 | 1862  | 78 | 520   | 84 | 5001  | 84 | 7     | 100 | 127       | 98 | 93    | 95 | 28    | 97 | 255   | 97 | 5256  | 84 |   |
| NVIOL/PERS | 0     | 0  | 3     | 0  | 2     | 0  | 1     | 0  | 6     | 0  | 0     | 0   | 0         | 0  | 0     | 0  | 0     | 0  | 0     | 0  | 6     | 0  |   |
| PROPERTY   | 0     | 0  | 7     | 0  | 15    | 1  | 1     | 0  | 23    | 0  | 0     | 0   | 0         | 1  | 1     | 0  | 0     | 1  | 0     | 1  | 0     | 24 | 0 |
| DRUG SALES | 0     | 0  | 59    | 2  | 56    | 2  | 0     | 0  | 115   | 2  | 0     | 0   | 1         | 1  | 2     | 2  | 1     | 3  | 4     | 2  | 119   | 2  |   |
| DRUG POSSN | 0     | 0  | 14    | 0  | 12    | 1  | 1     | 0  | 27    | 0  | 0     | 0   | 1         | 1  | 0     | 0  | 0     | 0  | 1     | 0  | 28    | 0  |   |
| ALCOHOL    | 0     | 0  | 0     | 0  | 0     | 0  | 0     | 0  | 0     | 0  | 0     | 0   | 0         | 0  | 0     | 0  | 0     | 0  | 0     | 0  | 0     | 0  |   |
| HABIT/DUI  | 0     | 0  | 0     | 0  | 0     | 0  | 0     | 0  | 0     | 0  | 0     | 0   | 0         | 0  | 0     | 0  | 0     | 0  | 0     | 0  | 0     | 0  |   |
| SEX OFFEND | 9     | 8  | 265   | 9  | 439   | 18 | 94    | 15 | 807   | 13 | 0     | 0   | 0         | 0  | 2     | 2  | 0     | 0  | 2     | 1  | 809   | 13 |   |
| OTHER      | 0     | 0  | 7     | 0  | 8     | 0  | 3     | 0  | 18    | 0  | 0     | 0   | 1         | 1  | 0     | 0  | 0     | 0  | 1     | 0  | 19    | 0  |   |
| Total      | 114   |    | 2869  |    | 2394  |    | 620   |    | 5997  |    | 7     |     | 130       |    | 98    |    | 29    |    | 264   |    | 6261  |    |   |