



# GEORGIA

DEPARTMENT OF CORRECTIONS

---

## **Prison Rape Elimination Act (PREA) 2016 Annual Report**



## Prison Rape Elimination Act (PREA) Annual Report - 2016

### Georgia Department of Corrections

#### Introduction

The Prison Rape Elimination Act of 2003 (PREA) was signed into federal law with the purpose to provide for the analysis of incidence and effects of prison rape in Federal, State and local institutions and to provide information, resources, recommendations and funding to protect individuals from prison rape. In 2012, the Bureau of Prisons published standardized guidelines promulgated by the Attorney General of the United States. PREA applies to all public and private institutions that house adult or juvenile offenders.

The Georgia Department of Corrections (GDC) maintains a zero-tolerance policy regarding sexual abuse and harassment of offenders within the agency's 34 state prison facilities, 13 transitional centers, 9 probation detention centers, 5 substance abuse and integrated treatment facilities, 23 county correctional institutions and 4 private prisons.

All sexual abuse and sexual harassment allegations are investigated. The cases are documented in the form of incident reports and are entered into an internal offender management program (SCRIBE) as well as maintained at the originating facility in which the allegation was made. Allegations will be administratively or criminally investigated depending on the nature of the alleged incident. The Statewide PREA Coordinator tracks the progress of the investigations with constant contact with the facility in which the allegation was made and with the investigator that is assigned to the case, if applicable. Upon completion of each investigation, appropriate disciplinary action is taken against the perpetrator; where criminal intent is discovered, the case is presented to the appropriate District Attorney for prosecution. Case files of PREA allegations of a criminal nature are maintained for a period of at least ten years upon completion of the investigation.

It is important to note that the Georgia Department of Corrections is continually improving the reporting and investigation methods to ensure the highest level of compliance, as well as swift corrective action when needed. The agency's zero tolerance policy not only aims to protect all offenders under GDC jurisdiction from sexual harassment and abuse, but also protect from retaliation anyone who reports illegal activity and participates in an investigation.

This report summarizes all 2016 PREA allegations that were generated from within the 61 facilities that house state offenders and are operated by the State of Georgia. These include the aforementioned state prisons, transition centers, probation detention centers, and substance abuse treatment centers. Private Prisons and County Correctional Institutions are required by law to produce their own annual PREA reports which can be found on their respective websites.

The Georgia Department of Corrections compiles and investigates PREA allegations in 4 major categories:

1. Staff on Inmate Abuse
2. Staff on Inmate Harassment
3. Inmate on Inmate Abuse
4. Inmate on Inmate Harassment

The final determination of an investigated allegation will fall into one of three major categories:

1. Substantiated: an allegation that was investigated and determined to have occurred.
2. Unsubstantiated: an allegation that was investigated and the investigation produced insufficient evidence to make a final determination as to whether or not the event occurred.
3. Unfounded: an allegation that was investigated and determined not to have occurred.

**2016 PREA Investigations**

During calendar year 2016, there were a total of 1,997 PREA allegations at our 61 state-operated facilities. Of those 1,997 allegations, 869 (43.6%) were Unsubstantiated, 1058 (53.0%) were Unfounded and 63 (3.1%) were Substantiated. For 2016 there are still seven (7) investigations on-going.

Total Reported PREA Allegations	1997	% of total allegations
Substantiated	63	3.1%
Unsubstantiated	869	43.6%
Unfounded	1058	53.0%
Investigation Ongoing	7	.3%

Of the 1,997 PREA allegations, 779 were *abuse* allegations (either *Offender on Offender* or *Staff on Offender*); of those allegations, 310 (39.8 %) were Unsubstantiated, 435 (55.8%) were Unfounded and 30 (3.8%) were Substantiated. 4 (.6%) are still under investigation.

Total Abuse Allegations	779	% of total allegations
Substantiated	30	3.8%
Unsubstantiated	310	39.8%
Unfounded	435	55.8%
Investigation Ongoing	4	.6%

The remaining 1,218 PREA allegations were Sexual Harassment allegations (either *Offender on Offender* or *Staff on Offender*); of those allegations, 559 (45.9%) were Unsubstantiated, 623 (51.1%) were Unfounded and 33 (2.8%) were Substantiated. 3 (.2%) are still under investigation.

Total Harassment Allegations	1218	% of total allegations
Substantiated	33	2.8%
Unsubstantiated	559	45.9%
Unfounded	623	51.1%
Investigation Ongoing	3	.2%

The allegation type and subsequent dispositions are as follows:

Total	S/I Harassment	S/I Abuse	I/I Harassment	I/I Abuse	Total	Staff/Inmate Harassment	Staff/VM Abuse	Inmate/Inmate harassment	Inmate/Inmate Abuse	Total	Staff/Inmate Harassment	Staff/VM Abuse	Inmate/Inmate harassment	Inmate/Inmate Abuse	Total	Staff/Inmate Harassment	Staff/VM Abuse	Inmate/Inmate harassment	Inmate/Inmate Abuse	Pending	Sane Calls
1997	740	443	478	336	63	9	15	24	15	869	295	156	264	154	1058	436	271	187	164	-7	54

Those incidents still under investigation as of 12-31-2016 fall under the following categories:

Total	S/I Harassment	S/I Abuse	I/I Harassment	I/I Abuse
7	0	1	3	3

**2016 Substantiated PREA Allegations**

**Staff on Inmate Harassment Incidents: (9)**

In all eight cases action was taken at the facility level against the staff members involved.

**Staff on Inmate Abuse Incidents: (15)**

**Sexual Activity (14)**

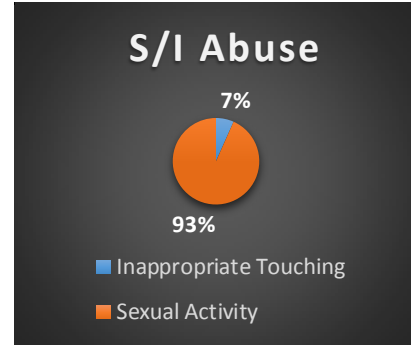
47% (7 of 14) were forwarded to DA for prosecution

7% (1 of 14) still under investigation by OPS

100% (14 of 14) were terminated or resigned employment

**Inappropriate Touching/Contact (1)**

100% (1/1) was terminated and forwarded to the DA for prosecution.



**Inmate on Inmate Sexual Harassment: (24)**

Those inmates found guilty of Inmate on Inmate Sexual Harassment were subject to administrative sanctions through the Inmate Disciplinary procedure. In all cases housing changes were made where necessary to ensure the safety of the victim.

**Inmate on Inmate Sexual Abuse: (15)**

**53% Inappropriate Touching: (8/15)**

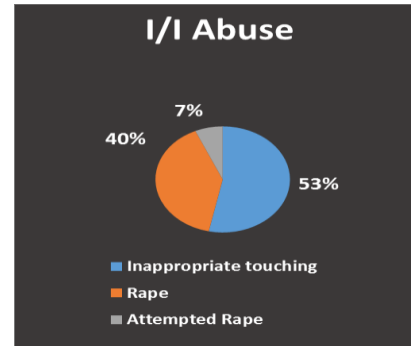
Of the 15 inappropriate touching cases the aggressor was subject to administrative sanctions through the disciplinary process. Offender housing changes made as necessary to ensure the safety of the victim.

**40% Rape: (6/15)**

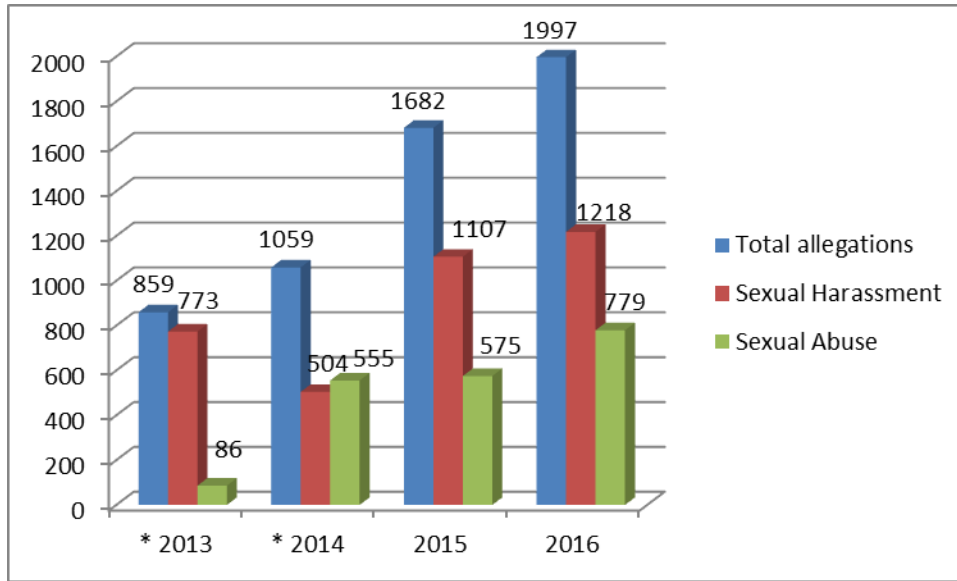
There are officially (6) substantiated abuse cases that are rape-related. (3 of 6) have been forwarded to the DA for prosecution. The remaining three investigations are still open.

**7% Attempted Rape (1/15)**

There was one substantiated case of attempted rape. It has been forwarded to the DA for prosecution.



**Comparison with Previous Years**



**\*No audits were conducted in 2013 or 2014**

**Conclusion**

The Georgia Department of Corrections continues to improve the processes of how PREA allegations are reported, investigated, and tracked. The development, testing, and implementation of a PREA Allegation tracking method allowed for further breakdowns of allegations, along with detailed reporting from all Department of Corrections facilities, as compared to last year. Overall there was an 18.7% increase in the number of allegations compared to last year which is an improvement over the 58% increase the previous year. This is indicative of the improvement in our reporting as well as the effect of increased staff and inmate education. The number of substantiated cases stayed relatively constant with 63 this year as compared to 59 the previous year, reflecting the results of the department’s dedication to constant improvement. This dedication will allow the agency to continue to achieve its goal of protecting all offenders from sexual harassment and abuse, as well as those who seek to report illegal activity. All Georgia Department of Corrections facilities are in compliance with the PREA standards, with no corrective actions pending.

Appendix A

Allegation Statistics by Facility

Office of Professional Standards		Clay Nix, Director		Reported Allegations					Substantiated					Unsubstantiated					Unfounded					Unreconciled	SANE
Statewide PREA Coordinator		Grace Atchison		Total	S/I Harassment	S/I Abuse	I/I Harassment	I/I Abuse	Total	Staff/ Inmate Harassment	Staff/ /I/M Abuse	Inmate/ Inmate Harassment	Inmate/ Inmate Abuse	Total	Staff/ Inmate Harassment	Staff/ /I/M Abuse	Inmate/ Inmate harassment	Inmate/ Inmate Abuse	Total	Staff/ Inmate Harassment	Staff/ /I/M Abuse	Inmate/ Inmate harassment	Inmate/ Inmate Abuse		
PREA	COMPSTAT	CY 2016																							
Security Level/ Type Facility	Facility																								
Special Mission	ASMP	187	57	26	65	39	14	1	0	9	4	102	32	11	40	19	71	24	15	16	16	0	8		
	GDCP	48	14	8	14	12	3	0	1	0	2	11	2	1	2	6	34	12	6	12	4	0	6		
	GDCP/SMU	12	11	1	0	0	0	0	0	0	0	4	4	0	0	0	8	7	1	0	0	0	0		
	GSP	169	76	46	19	28	3	1	1	0	1	113	51	30	13	19	51	24	15	6	6	-2	2		
Close	Baldwin SP	85	27	12	32	14	0	0	0	0	56	20	7	20	9	29	7	5	12	5	0	6			
	Hancock SP	56	26	18	6	6	0	0	0	0	8	1	1	1	5	48	25	17	5	1	0	0			
	Hays SP	143	81	9	39	14	1	1	0	0	53	26	2	22	3	86	54	6	16	10	-3	3			
	Macon SP	54	21	19	2	12	1	0	0	0	1	38	12	14	2	10	15	9	5	0	1	0			
	Phillips SP	85	26	15	38	6	2	0	0	1	1	57	16	11	28	2	26	10	4	9	3	0			
	Smith SP	45	16	23	2	4	2	0	2	0	0	19	8	9	0	2	24	8	12	2	2	0			
	Telfair SP	54	20	20	5	9	2	0	1	0	1	23	11	7	1	4	29	9	12	4	4	0			
	Valdosta SP	164	61	49	23	31	0	0	0	0	0	22	7	6	2	7	142	54	43	21	24	0			
	Ware SP	116	44	62	4	6	0	0	0	0	0	12	6	6	0	0	104	38	56	4	6	0			
Medium	Arrendale SP	117	44	17	44	12	11	2	1	7	1	30	7	5	17	1	76	35	11	20	10	0			
	Autry SP	103	39	16	25	23	1	0	0	1	0	41	14	6	13	8	61	25	10	11	15	0			
	Burruss CTC	19	6	8	3	2	1	0	1	0	0	7	3	1	2	1	11	3	6	1	1	0			
	Calhoun SP	35	13	9	4	9	0	0	0	0	0	28	8	8	4	8	7	5	1	0	1	0			
	Central SP	32	10	7	9	6	2	0	1	1	0	14	5	2	5	2	16	5	4	3	4	0			
	Coastal SP	31	8	11	5	7	4	1	1	2	0	8	1	4	2	1	19	6	6	1	6	0			
	Dodge SP	37	11	12	8	6	0	0	0	0	0	22	8	6	4	4	15	3	6	4	2	0			
	Dooley SP	38	14	3	13	8	0	0	0	0	0	24	7	3	10	4	14	7	0	3	4	0			
	Emanuel WF	6	1	0	2	3	2	0	0	0	2	3	1	0	1	1	1	0	0	1	0	0			
	Helms Facility	0	0	0	0	0	0	0	0	0	0	0	0	0	0	0	0	0	0	0	0	0			
	Johnson SP	59	25	6	11	17	1	0	1	0	0	26	9	1	5	11	32	16	4	6	6	0			
	Lee SP	4	1	2	0	1	0	0	0	0	0	2	0	1	0	1	2	1	1	0	0	0			
	Long SP	3	1	2	0	0	0	0	0	0	0	1	1	0	0	0	2	0	2	0	0	0			
	Montgomery SP	0	0	0	0	0	0	0	0	0	0	0	0	0	0	0	0	0	0	0	0	0			
	Pulaski SP	33	4	4	19	6	2	0	2	0	0	17	2	0	13	2	12	2	2	4	4	-2	0		
	Rogers SP	45	15	11	13	6	2	0	2	0	0	23	7	5	8	3	20	8	4	5	3	0			
	Rutledge SP	34	8	2	14	10	0	0	0	0	0	13	1	0	9	3	21	7	2	5	7	0			
	Walker SP	1	0	0	1	0	0	0	0	0	0	0	0	0	0	0	1	0	0	1	0	0			
	Washington SP	37	14	7	8	8	0	0	0	0	0	16	7	2	5	2	21	7	5	3	6	0			
	Whitworth Facility	17	7	1	2	7	2	1	0	0	1	9	3	0	2	4	6	3	1	0	2	0			
	Wilcox SP	23	11	1	3	8	1	0	0	0	1	3	2	0	0	1	19	9	1	3	6	0			
	Totals for Prisons and Other Agencies:		1892	712	427	433	320	57	7	14	21	15	805	282	149	231	143	1023	423	263	178	159	-7	54	
	Transitional Center	Albany	0	0	0	0	0	0	0	0	0	0	0	0	0	0	0	0	0	0	0	0	0		
Arrendale		2	0	2	0	0	1	0	1	0	0	1	0	1	0	0	0	0	0	0	0	0			
Atlanta		0	0	0	0	0	0	0	0	0	0	0	0	0	0	0	0	0	0	0	0	0			
Augusta		1	0	0	1	0	0	0	0	0	0	1	0	0	1	0	0	0	0	0	0	0			
Clayton		2	0	1	1	0	0	0	0	0	0	2	0	1	1	0	0	0	0	0	0	0			
Coastal		1	0	1	0	0	0	0	0	0	0	0	0	0	0	1	0	1	0	0	0	0			
Columbus		0	0	0	0	0	0	0	0	0	0	0	0	0	0	0	0	0	0	0	0	0			
LaGrange		2	0	0	2	0	0	0	0	0	0	2	0	0	2	0	0	0	0	0	0	0			
Macon		1	1	0	0	0	0	0	0	0	0	0	0	0	0	0	1	1	0	0	0	0			
Metro		1	0	1	0	0	0	0	0	0	0	1	0	1	0	0	0	0	0	0	0	0			
Phillips		4	4	0	0	0	1	1	0	0	0	0	0	0	0	0	3	3	0	0	0	0			
Smith		3	1	2	0	0	0	0	0	0	0	1	1	0	0	0	2	0	2	0	0	0			
Valdosta		0	0	0	0	0	0	0	0	0	0	0	0	0	0	0	0	0	0	0	0	0			
Probation Detention Centers	Bacon	1	1	0	0	0	0	0	0	0	1	1	0	0	0	0	0	0	0	0	0	0			
	Bleckley	4	0	0	1	3	0	0	0	0	1	0	0	0	1	3	0	0	1	2	0	0			
	Colwell	2	2	0	0	0	0	0	0	0	0	2	2	0	0	0	0	0	0	0	0	0			
	Emanuel	4	2	1	1	0	0	0	0	0	1	0	0	1	0	3	2	1	0	0	0	0			
	McEver	6	4	2	0	0	0	0	0	0	0	5	3	2	0	1	1	0	0	0	0	0			
	Patten	5	1	0	4	0	0	0	0	0	0	5	1	0	4	0	0	0	0	0	0	0			
	Paulding	2	2	0	0	0	1	1	0	0	0	1	1	0	0	0	0	0	0	0	0	0			
	Treutlen	4	0	2	1	1	0	0	0	0	0	0	0	0	0	4	0	0	2	1	1	0			
Women's	14	3	1	6	4	0	0	0	0	0	6	0	1	1	4	8	3	0	5	0	0				
Substance Abuse Centers	Appling ITF	22	2	1	12	7	2	0	0	2	0	15	1	0	9	5	5	1	1	1	2	0			
	Bainbridge PSAT	2	0	1	1	0	0	0	0	0	1	0	0	1	0	1	0	1	0	0	0	0			
	Northwest RSAT	2	2	0	0	0	0	0	0	0	0	0	0	0	0	2	2	0	0	0	0				
	Turner RSAT	2	0	1	0	1	0	0	0	0	0	2	0	1	0	1	0	0	0	0	0				
	West Central ITF	18	3	0	15	0	1	0	0	1	0	16	3	0	13	0	1	0	0	1	0				
Totals for Centers:		105	28	16	45	16	6	2	1	3	0	64	13	7	33	11	35	13	8	9	5	0			
Totals for GDC Overall:		1997	740	443	478	336	63	9	15	24	15	869	295	156	264	154	1058	436	271	187	164	-7	54		



## Appendix B

### PREA Focused Initiatives

#### State Prisons

**Arrendale SP** – Fire Department: Cameras and Mirrors added. Red Barn: Cameras and Mirrors added. Staff Dining: Mirror added. B unit Kitchen: Mirror added. B unit Store/Stock Room: Cameras added. C unit dorms: Cameras added. C unit offices: Door windows made larger. Juvenile housing moved from E unit to Main 8.

**ASMP** – Four mirrors were added on the 1st and 2nd floor of the medical unit near the elevators. Two mirrors were placed in the laundry room to allow better view behind the machines. Shower curtains were added for shower doors in administrative segregation units 12A-1 and 12A-2 to provide privacy. The curtains cover the bottom 2/3 of the shower door but still allow for visibility into the shower, if necessary.

**Autry SP** - Two video monitoring cameras with DVR capabilities have been added in dorms E1, E2, F1, F2, G1, and G2. Four video monitoring cameras have been placed in outside maintenance blind spots.

**Baldwin SP** – Mirrors have been added to the medical area to cover blind spots.

**Burruss CTC** - No significant initiatives.

**Calhoun SP** - No significant initiatives.

**Central SP** - No significant initiatives.

**Coastal SP** – Mirrors have been installed in the Warehouse, Business office, School area, and the Back gate area. PREA signs have been put up throughout the facility.

**Dodge SP** - No significant initiatives.

**Dooly SP** - No significant initiatives.

**Emanuel WF** - No significant initiatives.

**GDCP** - No significant initiatives.

**GDCP/SMU** - No significant initiatives.

**GSP** – Cross gates of high importance were painted bright red. These gates are to be kept closed and locked at all times unless manned by staff, to better control offender movement. The facility was re-stratified for staff and offender safety. Block movement was instituted so that offenders move in groups and not alone, and only at certain designated times.

**Hancock SP** - No significant initiatives.

**Hays SP** - No significant initiatives.

**Helms Facility** – No significant initiatives.

**Johnson SP** – No significant initiatives.



**Lee SP** - An additional mirror was added to the back hall of the kitchen as well as to the inmate's laundry. Exterior lighting has been improved behind and in front of the exterior of dorms.

**Long SP** - Six new cameras were added to the inside of the institution and one mirror. Two cameras were added in the administrative area, two in the laundry, two in the kitchen area. One mirror was also added to the kitchen area.

**Macon SP** - A-building (administration, counseling, multipurpose room, chaplain's office, staff dining, shift supervisor office, staff barbershop, ID, Captain's Office, Deputy Warden of Security Office, Unit Managers' Office and medical), B-building (education, library, gym, inmate barbershop, east/west stores, kitchen, vocation, laundry), D-building (housing unit), E-building (housing unit), F-building (housing unit), the sidewalks of A, B, D, E, F buildings, small yards (D, E, F housing units) and the boiler rooms.

**Montgomery SP** – Cameras were installed on the recreation yard.

**Phillips SP** - No significant initiatives.

**Pulaski SP** – No significant initiatives.

**Rogers SP** - Cameras have been added to the store in E Building. Other cameras have been requested but we have not been approved for those at this time.

**Rutledge SP** - The facility has made several improvements to comply with safety standards for PREA. Increased lighting (LED) in the living units C, D, J and K providing more visibility for staff and inmates. Additional cameras have been added in some of our uncommon areas to provide more comprehensive monitoring and a heightened level of safety for inmates and staff, (1) educational hallway, (1) additional camera added to monitor the hallway in mental health and entrance of medical where pill call is conducted.

**Smith SP** - No significant initiatives.

**Telfair SP** – A window was added to the top of the gymnasium shower door (removed bottom window) to increase visibility, while providing privacy. Shower curtains were shortened in the dormitories to increase visibility, while providing privacy. Privacy screens were added in the Medical Department, and cameras were added to the Food Service area.

**Valdosta SP** - 24 mirrors have been ordered to ensure better visibility.

**Walker SP** – A window was put in a closet in the GED room. Several cameras were replaced. Two cameras were added in the hallway at RSAT.

**Ware SP** - No significant initiatives.

**Washington SP** - No significant initiatives.

**Whitworth Facility** - An additional mirror was added to the back of the property. Four cameras were added to the front parking lot area. One camera was added to B Unit to cover the counseling hallway.

**Wilcox SP** - 255 cameras were installed throughout the facility.

### **Transition Centers**

**Albany TC**- No significant initiatives.

**Arrendale TC** - No significant initiatives.

**Atlanta TC** - No significant initiatives.

**Augusta TC** - No significant initiatives.

**Charles D. Hudson TC** - No significant initiatives.

**Clayton TC** - No significant initiatives.

**Coastal TC** - No significant initiatives.

**Columbus TC** - No significant initiatives.

**Macon TC** - No significant initiatives.

**Metro TC** - No significant initiatives.

**Phillips TC** - No significant initiatives.

**Smith TC** - No significant initiatives.

**Valdosta TC** - No significant initiatives.

### **Probation Detention Centers**

**Bacon PDC** - No significant initiatives.

**Bleckley RSAT** – No significant initiatives.

**Colwell PDC** - No significant initiatives.

**Emanuel PDC** - No significant initiatives.

**McEver PDC** - The barrier walls leading into the shower areas received an additional two rows of concrete blocks across the top to facilitate privacy and limit viewing of the area by opposite gender staff. Six barrier stalls were added to the shakedown building to limit the viewing of detainees undressing in front of fellow detainees while being strip searched by officers.

**Patten PDC** - The No significant initiatives.

**Paulding PDC** – No significant initiatives.

**Treutlen PDC** - No significant initiatives.

**Women's PDC** - No significant initiatives.

### **Substance Abuse Treatment Centers**

**Appling ITF** - No significant initiatives.

**Bainbridge PSAT** -. No significant initiatives.

**Northwest RSAT**- No significant initiatives.

**Turner RSAT** - No significant initiatives.

**West Central ITF** - No significant initiatives.

**Improvement Initiative Summary:**

Most of the improvements to Georgia Department of Corrections facilities were made immediately after full implementation of the PREA standards. Therefore, many of the facilities above will indicate no significant initiatives. The facilities indicating initiatives have done so to further enhance the sexual safety and security of inmates as related to PREA.