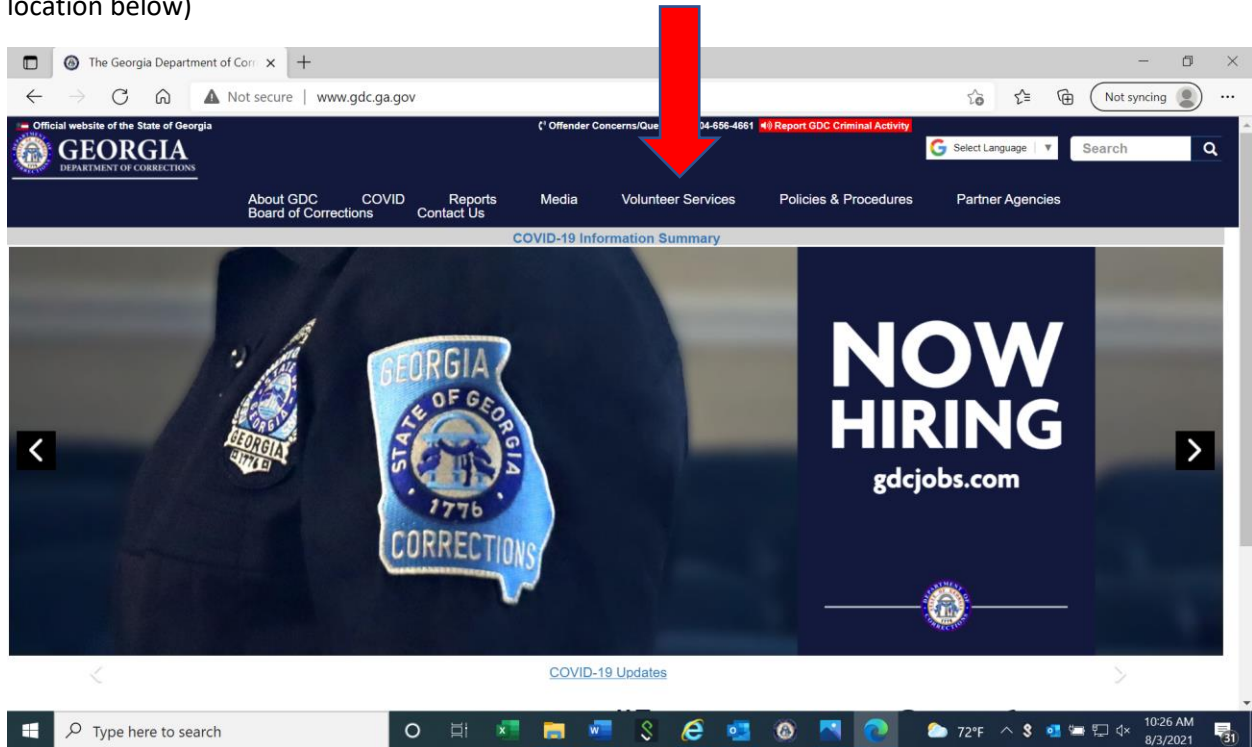


# How to Complete a Full Volunteer Application

To view the GDC Volunteer Services Website and submit an official GDC volunteer application, you must go to the following website: [www.gdc.ga.gov](http://www.gdc.ga.gov)

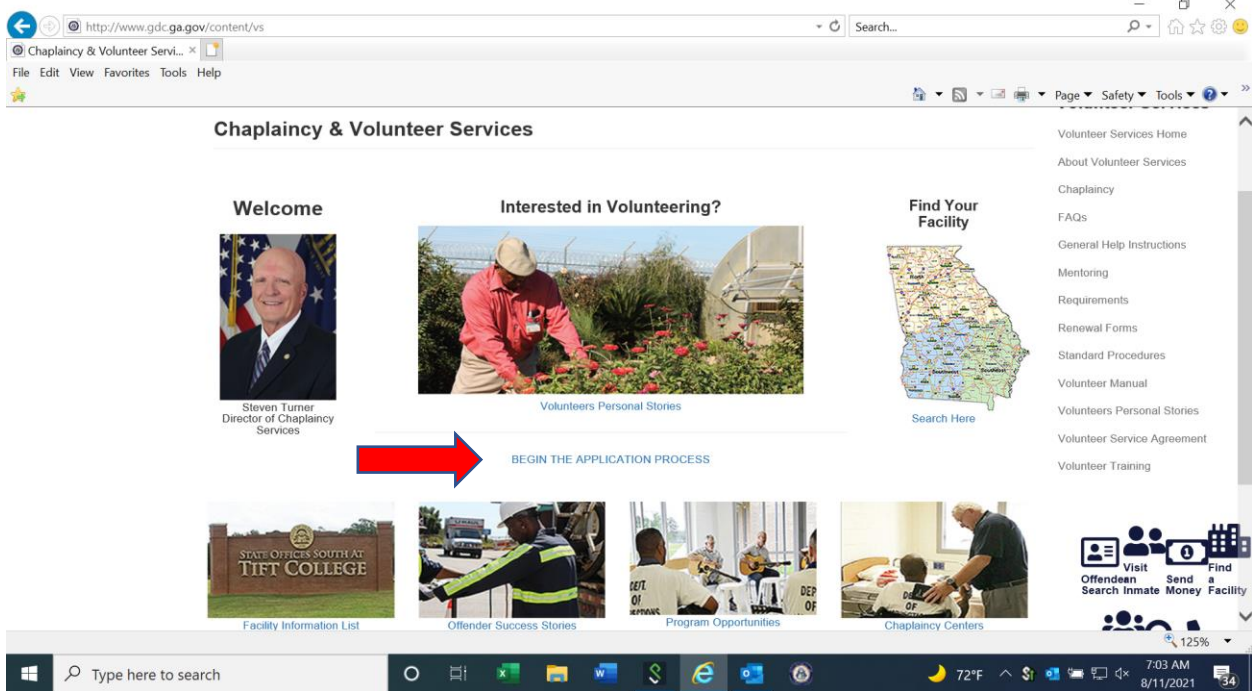
In the lower left of this page, you will select the following link: **Volunteer Services**. (Note the red arrow location below)



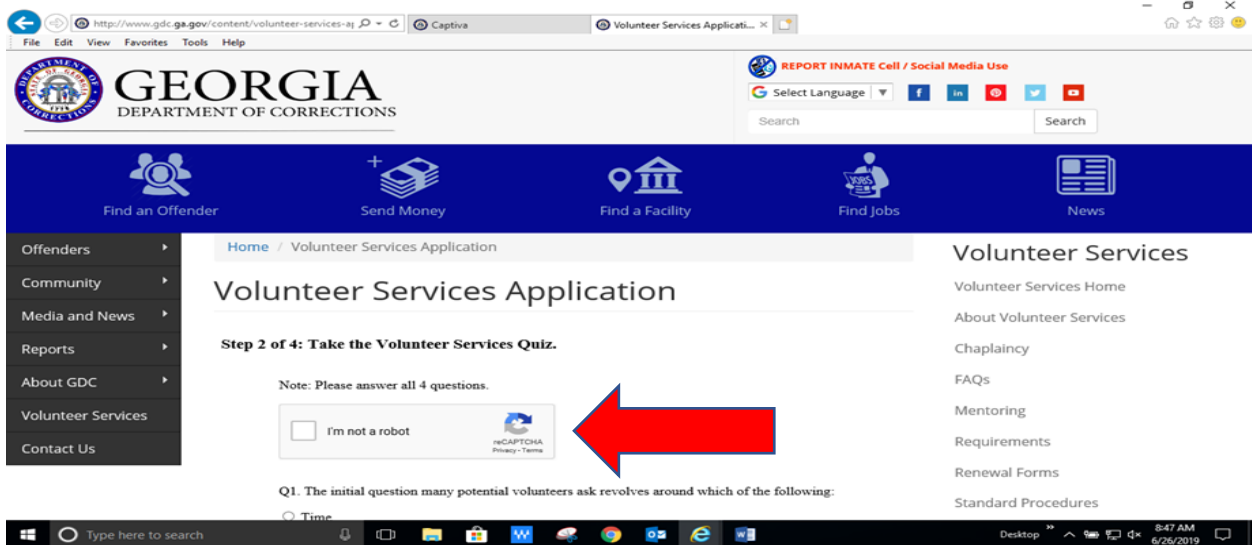
**You will need a current email address to complete this application process! Our web based application is compatible with Internet Explorer, Google Chrome, Microsoft Edge, and Mozilla Firefox web browsers.**

**Before you begin the application process, be prepared to provide some of the requested information below as it applies to you:**

1. Your personal emergency contact name/relationship/phone number
2. If you are part of a group, the name of your volunteer Group/Organization. (Not a required field)
3. Your group facilitator name, Your group facilitator email address, Your group facilitator phone number, Your group emergency contact name, and Your group emergency contact number
4. If applicable, the username of your Facebook, Twitter, Instagram, or other social media account.
5. Addresses of all places where you have lived in the previous five years, including street addresses and the periods of stay (From month/year, To month/year)
6. A list of ALL activities you have participated in over the past FIVE years including military service, work, and volunteer activities regardless of how little time was involved. Provide the name of the organization, the street address, and telephone number.



**Note: Before you begin the quiz after CH Turner’s welcome video, ensure that you have checked the “I AM NOT A ROBOT” box and follow the corresponding instructions. (See red arrow below)**



**Depending on your computer screen display settings and if you encounter a page in this application process with no information shown on the page, you may need to “scroll up” with your computer mouse to view that specific web page information!**

When finishing the application: This process will not allow you to submit the application before completing ALL required data blocks. The “flag” will display on the left side of the form page to direct you!

Once you have submitted the on-line volunteer application, you will be asked to check your email for a message. This message will ask you to select a link that will validate that you are the person submitting the volunteer application. Once this link is selected, your application will be complete.

